TT Circuit Assen

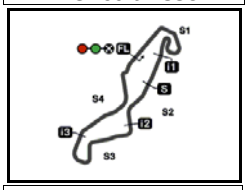


4542 m.

Results and timing service provided by TISSOT

# RookiesCup

## MOTUL TT ASSEN
## Race Nr.2
## Classification after 15 laps = 68.13 km

| Pos | | | Rider | Nation | Team | Motorcycle | Total Time | Km/h | Gap |
|---|---|---|---|---|---|---|---|---|---|
| **1** | 25 | 18 | **Angel PIQUERAS** | SPA | Red Bull Rookies - Spain | KTM | **26'32.906** | 153.9 | |
| **2** | 20 | 28 | **Máximo QUILES** | SPA | Red Bull Rookies - Spain | KTM | **26'32.925** | 153.9 | 0.019 |
| **3** | 16 | 12 | **Jacob ROULSTONE** | AUS | Red Bull Rookies - Australia | KTM | **26'33.023** | 153.9 | 0.117 |
| **4** | 13 | 67 | **Casey O'GORMAN** | IRL | Red Bull Rookies - Ireland | KTM | **26'33.067** | 153.9 | 0.161 |
| **5** | 11 | 54 | **Alberto FERRANDEZ** | SPA | Red Bull Rookies - Spain | KTM | **26'33.479** | 153.9 | 0.573 |
| **6** | 10 | 83 | **Alvaro CARPE** | SPA | Red Bull Rookies - Spain | KTM | **26'33.578** | 153.9 | 0.672 |
| **7** | 9 | 69 | **Marcos RUDA** | SPA | Red Bull Rookies - Spain | KTM | **26'33.653** | 153.9 | 0.747 |
| **8** | 8 | 95 | **Marco MORELLI** | ARG | Red Bull Rookies - Argentina | KTM | **26'33.694** | 153.8 | 0.788 |
| **9** | 7 | 14 | **Cormac BUCHANAN** | NZE | Red Bull Rookies - New Zeland | KTM | **26'43.878** | 152.9 | 10.972 |
| **10** | 6 | 93 | **Arbi ADITAMA** | INA | Red Bull Rookies - Indonesia | KTM | **26'44.230** | 152.8 | 11.324 |
| **11** | 5 | 27 | **Rico SALMELA** | FIN | Red Bull Rookies - Finland | KTM | **26'44.266** | 152.8 | 11.360 |
| **12** | 4 | 56 | **Kevin FARKAS** | HUN | Red Bull Rookies - Hungary | KTM | **26'44.363** | 152.8 | 11.457 |
| **13** | 3 | 78 | **Jakob ROSENTHALER** | AUT | Red Bull Rookies - Austria | KTM | **26'44.844** | 152.8 | 11.938 |
| **14** | 2 | 50 | **Carter THOMPSON** | AUS | Red Bull Rookies - Australia | KTM | **26'55.007** | 151.8 | 22.101 |
| **15** | 1 | 88 | **Shinya EZAWA** | JPN | Red Bull Rookies - Japan | KTM | **26'55.174** | 151.8 | 22.268 |
| **16** | | 57 | **Danial SHAHRIL** | MAL | Red Bull Rookies - Malaysia | KTM | **26'55.266** | 151.8 | 22.360 |
| **17** | | 5 | **Leo RAMMERSTORFER** | AUT | Red Bull Rookies - Austria | KTM | **26'55.027** | 151.8 | 22.121 |
| **18** | | 23 | **Rhys STEPHENSON** | GBR | Red Bull Rookies - Great Britain | KTM | **26'59.152** | 151.4 | 26.246 |
| **19** | | 2 | **Amaury MIZERA** | FRA | Red Bull Rookies - France | KTM | **27'18.675** | 149.6 | 45.769 |
| **20** | | 25 | **Alexander ENRIQUEZ** | USA | Red Bull Rookies - United States | KTM | **27'24.747** | 149.1 | 51.841 |
| ***Not classified*** | | | | | | | | | |
| | | 8 | **Eddie O'SHEA** | GBR | Red Bull Rookies - Great Britain | KTM | **24'56.956** | 152.9 | 1 lap |
| | | 94 | **Guido PINI** | ITA | Red Bull Rookies - Italy | KTM | **24'03.575** | 147.2 | 2 laps |
| | | 11 | **Ruché MOODLEY** | RSA | Red Bull Rookies - South Africa | KTM | **21'15.522** | 153.8 | 3 laps |
| | | 13 | **Hakim DANISH** | MAL | Red Bull Rookies - Malaysia | KTM | **17'43.305** | 153.7 | 5 laps |
| | | 47 | **Dodo BOGGIO** | ITA | Red Bull Rookies - Italy | KTM | **17'51.009** | 152.6 | 5 laps |

The results are provisional until the end of the limit for protest and appeals.

Time limit for protest expires 30' after publication of the results - ..... Time: .....

DORNA DATA PROCESSING ,TIMING SERVICE DORNA DATA PROCESSING TIMING SERVICE DORNA DATA PROCESSING TIMING SERVICE DORNA DATA PROCESSING TIMING SERVICE DORNA DATA PROCESSING TIMING SERVICE DORNA DATA PROCESSING TIMING SERVICE DORNA DATA PROCESSING TIMING SERVICE DORNA DATA PROCCEESSS

**Assen, Sunday, June 25, 2023**

TT Circuit Assen

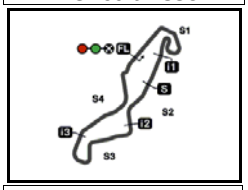


4542 m.

Results and timing service provided by TISSOT

# RookiesCup

## MOTUL TT ASSEN
## Race Nr.2
## Classification after 15 laps = 68.13 km

| Pos | Rider | Nation | Team | Motorcycle | Total Time | Km/h | Gap |
|---|---|---|---|---|---|---|---|

**Race condition:** Dry
**Air:** 30°
**Humidity:** 35%
**Ground:** 49°

| | | | | |
|---|---|---|---|---|
| *Pole Position:* | | | | |
| *Fastest Lap (New record):* | Lap 5 | **Alvaro CARPE** | **1'44.964** | 155.7 Km/h |
| *Best Race Lap:* | 2015 | **Fabio DI GIANNANTONIO** | **1'45.094** | 155.5 Km/h |
| *All Time Lap Record:* | 2019 | **Carlos TATAY** | **1'44.914** | 155.8 Km/h |

| | | |
|---|---|---|
| **15:20'00** | | **SIGHTING LAP START** |
| **15:29'58** | | **WARM UP LAP START** |
| **15:32'40** | | **RACE START** |
| 15:33'07 | Amaury MIZERA | starting from pit lane |
| **15:34'19** | **Rico SALMELA** | **jump start** |
| **15:35'24** | **Rico SALMELA** | **double long lap penalty** |
| **15:43'19** | **Rico SALMELA** | **double long lap penalty - COMPLETED** |
| **15:44'20** | **Dodo BOGGIO** | **long lap penalty due to shortcut at T17** |
| **15:44'48** | **Guido PINI** | **track limits warning** |
| **15:45'55** | **Dodo BOGGIO** | **long lap penalty - COMPLETED** |
| **15:48'48** | **Alvaro CARPE** | **track limits warning** |
| 15:51'01 | Dodo BOGGIO | crashed out - Rider OK |
| 15:51'36 | Hakim DANISH | crashed out - Rider OK |
| **15:53'22** | **Amaury MIZERA** | **track limits warning** |
| 15:54'15 | Ruché MOODLEY | crashed out - Rider OK |
| 15:54'15 | Guido PINI | crashed out - Rider OK |
| 15:54'49 | | Incident between riders #11 and #94 to be reviewed after the race |
| 15:55'01 | Guido PINI | re-joined race |
| 15:56'43 | Guido PINI | entered pits and retired |
| 15:59'45 | Eddie O'SHEA | crashed out - Rider OK |
| **16:05'23** | **Jakob ROSENTHALER** | **0.5 seconds penalty due to shortcut at T17** |
| **16:08'18** | **Leo RAMMERSTORFER** | **2 position penalty due to yellow flag infringement** |

The results are provisional until the end of the limit for protest and appeals.
Time limit for protest expires 30' after publication of the results - ..... Time: .....

DORNA DATA PROCESSING ,TIMING SERVICE DORNA DATA PROCESSING TIMING SERVICE DORNA DATA PROCESSING TIMING SERVICE DORNA DATA PROCESSING TIMING SERVICE DORNA DATA PROCESSING TIMING SERVICE DORNA DATA PROCESSING TIMING SERVICE DORNA DATA PROCESSING TIMING SERVICE DORNA DATA PROCCEESSS

**Assen, Sunday, June 25, 2023**

TT Circuit Assen

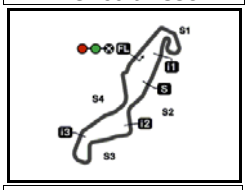


4542 m.

Results and timing service provided by TISSOT

# RookiesCup

## MOTUL TT ASSEN
## Race Nr.2
## Top Speed & Average

| | Rider | Nation | Motorcycle | Top 5 speeds | | | | | Average | Top |
|---|---|---|---|---|---|---|---|---|---|---|
| 11 | **Ruché MOODLEY** | **RSA** | KTM | 206.0 | 206.0 | 205.7 | 204.6 | 204.0 | 205.1 | **206.0** |
| 25 | **Alexander ENRIQUEZ** | **USA** | KTM | 205.3 | 199.0 | 197.7 | 197.7 | 197.4 | 198.8 | **205.3** |
| 12 | **Jacob ROULSTONE** | **AUS** | KTM | 204.6 | 202.3 | 201.9 | 201.9 | 201.6 | 202.5 | **204.6** |
| 27 | **Rico SALMELA** | **FIN** | KTM | 204.3 | 203.6 | 202.3 | 201.9 | 201.6 | 202.4 | **204.3** |
| 56 | **Kevin FARKAS** | **HUN** | KTM | 204.0 | 201.9 | 200.6 | 200.0 | 199.6 | 201.0 | **204.0** |
| 69 | **Marcos RUDA** | **SPA** | KTM | 204.0 | 203.6 | 203.3 | 203.3 | 202.9 | 203.4 | **204.0** |
| 8 | **Eddie O'SHEA** | **GBR** | KTM | 203.6 | 202.6 | 202.3 | 201.3 | 200.3 | 202.0 | **203.6** |
| 47 | **Dodo BOGGIO** | **ITA** | KTM | 203.6 | 202.3 | 201.9 | 201.9 | 201.6 | 202.0 | **203.6** |
| 67 | **Casey O'GORMAN** | **IRL** | KTM | 203.3 | 202.3 | 201.9 | 201.9 | 201.6 | 202.2 | **203.3** |
| 78 | **Jakob ROSENTHALER** | **AUT** | KTM | 203.3 | 202.3 | 201.6 | 201.3 | 200.9 | 201.9 | **203.3** |
| 83 | **Alvaro CARPE** | **SPA** | KTM | 203.3 | 202.9 | 201.3 | 200.3 | 200.0 | 201.3 | **203.3** |
| 93 | **Arbi ADITAMA** | **INA** | KTM | 203.3 | 202.6 | 201.9 | 201.9 | 201.6 | 202.3 | **203.3** |
| 13 | **Hakim DANISH** | **MAL** | KTM | 202.9 | 202.9 | 202.3 | 202.3 | 201.6 | 202.3 | **202.9** |
| 23 | **Rhys STEPHENSON** | **GBR** | KTM | 202.6 | 201.3 | 200.3 | 199.6 | 198.7 | 200.5 | **202.6** |
| 28 | **Máximo QUILES** | **SPA** | KTM | 202.6 | 202.6 | 201.6 | 201.3 | 201.3 | 201.8 | **202.6** |
| 50 | **Carter THOMPSON** | **AUS** | KTM | 201.9 | 199.6 | 199.3 | 199.0 | 198.7 | 199.7 | **201.9** |
| 14 | **Cormac BUCHANAN** | **NZE** | KTM | 201.6 | 200.9 | 200.0 | 199.3 | 199.0 | 200.2 | **201.6** |
| 54 | **Alberto FERRANDEZ** | **SPA** | KTM | 201.6 | 201.6 | 201.3 | 200.9 | 200.3 | 201.1 | **201.6** |
| 18 | **Angel PIQUERAS** | **SPA** | KTM | 201.3 | 200.6 | 200.6 | 200.0 | 200.0 | 200.5 | **201.3** |
| 94 | **Guido PINI** | **ITA** | KTM | 201.3 | 201.3 | 200.6 | 200.6 | 200.0 | 200.8 | **201.3** |
| 95 | **Marco MORELLI** | **ARG** | KTM | 201.3 | 201.3 | 200.3 | 200.3 | 200.0 | 200.6 | **201.3** |
| 5 | **Leo RAMMERSTORFER** | **AUT** | KTM | 200.9 | 200.3 | 200.0 | 197.4 | 197.4 | 198.7 | **200.9** |
| 57 | **Danial SHAHRIL** | **MAL** | KTM | 200.0 | 199.3 | 198.3 | 197.4 | 197.4 | 198.5 | **200.0** |
| 88 | **Shinya EZAWA** | **JPN** | KTM | 200.0 | 199.6 | 199.0 | 198.0 | 198.0 | 198.9 | **200.0** |
| 2 | **Amaury MIZERA** | **FRA** | KTM | 197.4 | 196.7 | 196.1 | 196.1 | 195.2 | 196.3 | **197.4** |

DORNA DATA PROCESSING TIMING SERVICE DORNA DATA PROCESSING TIMING SERVICE DORNA DATA PROCESSING TIMING SERVICE DORNA DATA PROCESSING TIMING SERVICE DORNA DATA PROCESSING TIMING SERVICE DORNA DATA PROCESSING TIMING SERVICE DORNA DATA PROCESSING TIMING SERVICE DORNA DATA PROCCEESSS

**Assen, Sunday, June 25, 2023**

TT Circuit Assen

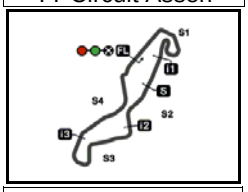


4542 m.

Results and timing service provided by TISSOT

# RookiesCup

## MOTUL TT ASSEN
## Race Nr.2
## Fastest Laps Sequence

| Lap | Race Time | Rider | Nation | Motorcycle | Time | Km/h | Riders's Lap |
|---|---|---|---|---|---|---|---|
| 2 | **3'36.473** | 95 **Marco MORELLI** | ARG | KTM | **1'45.538** | 154.9 | 2 |
| 3 | **5'22.530** | 28 **Máximo QUILES** | SPA | KTM | **1'45.060** | 155.6 | 3 |
| 5 | **8'53.190** | 83 **Alvaro CARPE** | SPA | KTM | **1'44.964** | 155.7 | 5 |

DORNA DATA PROCESSING TIMING SERVICE DORNA DATA PROCESSING TIMING SERVICE DORNA DATA PROCESSING TIMING SERVICE DORNA DATA PROCESSING TIMING SERVICE DORNA DATA PROCESSING TIMING SERVICE DORNA DATA PROCESSING TIMING SERVICE DORNA DATA PROCESSING TIMING SERVICE DORNA DATA PROCCEESSS

**Assen, Sunday, June 25, 2023**

TT Circuit Assen

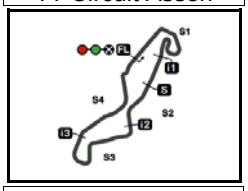


4542 m.

Results and timing service provided by TISSOT

# RookiesCup

## MOTUL TT ASSEN
## Race Nr.2
## Chronological Analysis of Performances

** Lap / Sector time cancelled*
***P*** *Crossing the finish line in pit lane*
***T1*** *Time from finish line to 1st intermediate*
***T2*** *Time from 1st intermed. to 2nd intermed.*
***T3*** *Time from 2nd intermed. to 3rd intermed.*
***T4*** *Time from 3rd intermediate to finish line*

### 1st 18 Angel PIQUERAS — Red Bull Rookies - Sp SPA — Full laps=14

| Lap | Lap Time | T1 | T2 | T3 | T4 | Speed |
|---|---|---|---|---|---|---|
| 1 | **1'51.423** | 39.927 | 17.051 | 29.607 | 24.838 | 197.1 |
| 2 | **1'46.116** | 34.770 | 16.944 | 29.715 | 24.687 | 201.3 |
| 3 | **1'45.245** | 34.390 | 16.917 | 29.427 | 24.511 | 199.6 |
| 4 | **1'45.212** | 34.207 | 17.031 | 29.550 | 24.424 | 197.4 |
| 5 | **1'45.294** | 34.332 | 16.907 | 29.351 | 24.704 | 200.6 |
| 6 | **1'45.749** | 34.285 | 16.945 | 29.736 | 24.783 | 200.6 |
| 7 | **1'45.902** | 34.563 | 17.073 | 29.766 | 24.500 | 200.0 |
| 8 | **1'45.712** | 34.259 | 17.228 | 29.733 | 24.492 | 195.8 |
| 9 | **1'46.488** | 34.475 | 17.464 | 29.934 | 24.615 | 194.5 |
| 10 | **1'45.538** | 34.628 | 17.111 | 29.537 | 24.262 | 200.0 |
| 11 | **1'45.781** | 34.460 | 17.136 | 29.633 | 24.552 | 197.4 |
| 12 | **1'46.683** | 34.577 | 17.061 | 29.895 | 25.150 | 198.0 |
| 13 | **1'45.543** | 34.382 | 17.090 | 29.534 | 24.537 | 197.7 |
| 14 | **1'46.101** | 34.754 | 17.023 | 29.605 | 24.719 | 198.7 |
| 15 | **1'46.119** | 34.499 | 17.091 | 29.759 | 24.770 | 196.1 |

### 2nd 28 Máximo QUILES — Red Bull Rookies - Sp SPA — Full laps=14

| Lap | Lap Time | T1 | T2 | T3 | T4 | Speed |
|---|---|---|---|---|---|---|
| 1 | **1'51.655** | 40.382 | 16.897 | 29.673 | 24.703 | 202.6 |
| 2 | **1'45.815** | 34.661 | 16.947 | 29.662 | 24.545 | 202.6 |
| 3 | **1'45.060** | 34.303 | 16.901 | 29.345 | 24.511 | 200.9 |
| 4 | **1'45.336** | 34.104 | 16.998 | 29.557 | 24.677 | 198.7 |
| 5 | **1'45.163** | 34.222 | 16.985 | 29.408 | 24.548 | 199.6 |
| 6 | **1'45.932** | 34.324 | 17.035 | 29.709 | 24.864 | 199.3 |
| 7 | **1'45.898** | 34.450 | 17.076 | 29.699 | 24.673 | 198.7 |
| 8 | **1'46.059** | 34.589 | 17.053 | 29.805 | 24.612 | 201.3 |
| 9 | **1'45.948** | 34.395 | 17.111 | 29.855 | 24.587 | 200.6 |
| 10 | **1'46.181** | 34.746 | 17.242 | 29.798 | 24.395 | 200.0 |
| 11 | **1'45.744** | 34.498 | 17.016 | 29.769 | 24.461 | 201.6 |
| 12 | **1'46.440** | 34.610 | 16.912 | 30.023 | 24.895 | 201.3 |
| 13 | **1'45.567** | 34.471 | 16.952 | 29.560 | 24.584 | 201.3 |
| 14 | **1'45.932** | 34.344 | 17.207 | 29.585 | 24.796 | 194.2 |
| 15 | **1'46.195** | 34.313 | 17.178 | 29.711 | 24.993 | 194.9 |

### 3rd 12 Jacob ROULSTONE — Red Bull Rookies - Au AUS — Full laps=14

| Lap | Lap Time | T1 | T2 | T3 | T4 | Speed |
|---|---|---|---|---|---|---|
| 1 | **1'52.451** | 40.906 | 17.108 | 29.569 | 24.868 | 198.3 |
| 2 | **1'45.597** | 34.408 | 17.030 | 29.601 | 24.558 | 199.3 |
| 3 | **1'45.273** | 34.390 | 17.010 | 29.528 | 24.345 | 199.6 |
| 4 | **1'45.251** | 34.364 | 16.866 | 29.475 | 24.546 | 201.9 |
| 5 | **1'45.254** | 34.485 | 16.793 | 29.488 | 24.488 | 204.6 |
| 6 | **1'45.492** | 34.387 | 16.861 | 29.618 | 24.626 | 201.6 |
| 7 | **1'45.839** | 34.628 | 16.937 | 29.720 | 24.554 | 202.3 |
| 8 | **1'45.902** | 34.625 | 16.890 | 29.750 | 24.637 | 201.3 |
| 9 | **1'45.879** | 34.438 | 17.065 | 29.795 | 24.581 | 201.9 |
| 10 | **1'45.815** | 34.541 | 17.243 | 29.585 | 24.446 | 195.8 |
| 11 | **1'45.851** | 34.497 | 17.118 | 29.658 | 24.578 | 200.0 |
| 12 | **1'46.403** | 34.618 | 16.979 | 29.862 | 24.944 | 199.3 |
| 13 | **1'45.941** | 34.861 | 16.929 | 29.652 | 24.499 | 199.6 |
| 14 | **1'45.933** | 34.652 | 17.112 | 29.620 | 24.549 | 199.3 |
| 15 | **1'46.142** | 34.633 | 16.954 | 29.759 | 24.796 | 199.3 |

### 4th 67 Casey O'GORMAN — Red Bull Rookies - Irel IRL — Full laps=14

| Lap | Lap Time | T1 | T2 | T3 | T4 | Speed |
|---|---|---|---|---|---|---|
| 1 | **1'52.272** | 41.023 | 17.066 | 29.601 | 24.582 | 199.0 |
| 2 | **1'45.902** | 34.482 | 17.257 | 29.578 | 24.585 | 195.5 |
| 3 | **1'45.299** | 34.436 | 16.960 | 29.452 | 24.451 | 199.3 |
| 4 | **1'45.177** | 34.356 | 16.798 | 29.440 | 24.583 | 201.9 |
| 5 | **1'45.500** | 34.696 | 16.923 | 29.452 | 24.429 | 200.3 |
| 6 | **1'45.442** | 34.412 | 16.858 | 29.463 | 24.709 | 201.9 |
| 7 | **1'45.739** | 34.728 | 16.802 | 29.694 | 24.515 | 203.3 |
| 8 | **1'45.837** | 34.608 | 16.842 | 29.785 | 24.602 | 200.9 |
| 9 | **1'46.252** | 34.666 | 16.931 | 29.853 | 24.802 | 202.3 |
| 10 | **1'45.941** | 34.858 | 16.889 | 29.819 | 24.375 | 201.3 |
| 11 | **1'45.559** | 34.556 | 17.047 | 29.524 | 24.432 | 194.9 |
| 12 | **1'46.425** | 34.815 | 16.951 | 29.730 | 24.929 | 198.7 |
| 13 | **1'46.408** | 35.058 | 17.198 | 29.630 | 24.522 | 196.1 |
| 14 | **1'45.305** | 34.561 | 16.869 | 29.520 | 24.355 | 201.6 |
| 15 | **1'46.009** | 34.950 | 17.001 | 29.481 | 24.577 | 200.6 |

### 5th 54 Alberto FERRANDE — Red Bull Rookies - Sp SPA — Full laps=14

| Lap | Lap Time | T1 | T2 | T3 | T4 | Speed |
|---|---|---|---|---|---|---|
| 1 | 1'53.151 * | 41.579 | 17.108 | 29.704 | 24.760* | 201.6 |
| 2 | **1'46.064** | 34.492 | 17.129 | 29.713 | 24.730 | 196.7 |
| 3 | **1'45.618** | 34.290 | 16.995 | 29.681 | 24.652 | 199.3 |
| 4 | **1'45.819** | 34.760 | 17.031 | 29.430 | 24.598 | 198.3 |
| 5 | **1'45.309** | 34.511 | 16.774 | 29.546 | 24.478 | 201.6 |
| 6 | **1'45.636** | 34.566 | 16.950 | 29.574 | 24.546 | 198.7 |
| 7 | **1'45.095** | 34.200 | 16.945 | 29.489 | 24.461 | 199.0 |
| 8 | **1'45.402** | 34.517 | 16.939 | 29.506 | 24.440 | 199.6 |
| 9 | **1'45.664** | 34.568 | 16.981 | 29.489 | 24.626 | 199.3 |
| 10 | **1'45.738** | 34.410 | 16.883 | 30.131 | 24.314 | 200.3 |
| 11 | **1'45.818** | 34.624 | 17.231 | 29.513 | 24.450 | 195.2 |
| 12 | **1'46.018** | 34.497 | 17.016 | 29.694 | 24.811 | 199.6 |
| 13 | **1'46.257** | 35.286 | 16.942 | 29.620 | 24.409 | 200.9 |
| 14 | **1'45.468** | 34.385 | 17.124 | 29.419 | 24.540 | 194.9 |
| 15 | **1'46.422** | 34.893 | 16.985 | 29.401 | 25.143 | 201.3 |

***Fastest Lap:*** Alvaro CARPE — Red Bull Rookies - Sp SPA — **1'44.964** — 34.172 — 16.927 — 29.395 — 24.470

DORNA DATA PROCESSING TIMING SERVICE DORNA DATA PROCESSING TIMING SERVICE DORNA DATA PROCESSING TIMING SERVICE DORNA DATA PROCESSING TIMING SERVICE DORNA DATA PROCESSING TIMING SERVICE DORNA DATA PROCESSING TIMING SERVICE DORNA DATA PROCESSING TIMING SERVICE DORNA DATA PROCCEESSS

**Assen, Sunday, June 25, 2023**

## 6th 83 Alvaro CARPE
Red Bull Rookies - Sp SPA
Full laps=14

| Lap | Lap Time | T1 | T2 | T3 | T4 | Speed |
|---|---|---|---|---|---|---|
| 1 | 1'51.378 | 40.166 | 16.959 | 29.570 | 24.683 | 200.3 |
| 2 | 1'45.845 | 34.530 | 17.028 | 29.765 | 24.522 | 196.7 |
| 3 | 1'45.382 | 34.399 | 17.146 | 29.381 | 24.456 | 197.1 |
| 4 | 1'45.621 | 34.447 | 16.883 | 29.433 | 24.858 | 200.0 |
| 5 | 1'44.964 | 34.172 | 16.927 | 29.395 | 24.470 | 201.3 |
| 6 | 1'45.926 | 34.459 | 16.966 | 29.691 | 24.810 | 200.0 |
| 7 | 1'45.885 | 34.582 | 16.878 | 29.680 | 24.745 | 202.9 |
| 8 | 1'45.772 | 34.545 | 17.037 | 29.744 | 24.446 | 203.3 |
| 9 | 1'45.783 | 34.398 | 17.043 | 29.883 | 24.459 | 197.4 |
| 10 | 1'45.719 | 34.354 | 17.186 | 29.718 | 24.461 | 194.9 |
| 11 | 1'46.082 | 34.568 | 17.246 | 29.704 | 24.564 | 194.9 |
| 12 | 1'46.040 | 34.458 | 17.151 | 29.954 | 24.477 | 195.8 |
| 13 | 1'46.191 | 34.492 | 17.144 | 29.824 | 24.731 | 196.4 |
| 14 | 1'46.240 | 34.710 | 17.131 | 29.725 | 24.674 | 197.4 |
| 15 | 1'46.750 | 34.728 | 16.971 | 29.750 | 25.301 | 198.0 |

## 7th 69 Marcos RUDA
Red Bull Rookies - Sp SPA
Full laps=14

| Lap | Lap Time | T1 | T2 | T3 | T4 | Speed |
|---|---|---|---|---|---|---|
| 1 | 1'53.566 | 41.856 | 17.042 | 29.968 | 24.700 | 202.9 |
| 2 | 1'46.059 | 34.479 | 16.897 | 29.757 | 24.926 | 201.3 |
| 3 | 1'45.787 | 34.552 | 17.043 | 29.583 | 24.609 | 200.3 |
| 4 | 1'45.570 | 34.587 | 16.903 | 29.576 | 24.504 | 201.6 |
| 5 | 1'45.200 | 34.445 | 16.793 | 29.472 | 24.490 | 203.3 |
| 6 | 1'45.623 | 34.392 | 16.918 | 29.715 | 24.598 | 201.9 |
| 7 | 1'45.111 | 34.183 | 16.914 | 29.480 | 24.534 | 203.6 |
| 8 | 1'45.619 | 34.583 | 16.890 | 29.644 | 24.502 | 204.0 |
| 9 | 1'45.487 | 34.322 | 16.880 | 29.473 | 24.812 | 203.3 |
| 10 | 1'45.759 | 34.487 | 16.996 | 29.933 | 24.343 | 200.6 |
| 11 | 1'46.367 | 34.403 | 17.254 | 30.243 | 24.467 | 195.2 |
| 12 | 1'45.688 | 34.633 | 17.022 | 29.571 | 24.462 | 201.9 |
| 13 | 1'45.850 | 34.687 | 16.996 | 29.594 | 24.573 | 200.9 |
| 14 | 1'45.563 | 34.540 | 17.055 | 29.580 | 24.388 | 199.6 |
| 15 | 1'46.404 | 34.953 | 16.980 | 29.557 | 24.914 | 200.6 |

## 8th 95 Marco MORELLI
Red Bull Rookies - Ar ARG
Full laps=14

| Lap | Lap Time | T1 | T2 | T3 | T4 | Speed |
|---|---|---|---|---|---|---|
| 1 | 1'50.935 | 39.625 | 17.181 | 29.509 | 24.620 | 194.5 |
| 2 | 1'45.538 | 34.166 | 17.158 | 29.525 | 24.689 | 193.3 |
| 3 | 1'45.642 | 34.422 | 17.142 | 29.444 | 24.634 | 193.9 |
| 4 | 1'46.234 | 34.441 | 17.165 | 29.627 | 25.001 | 194.5 |
| 5 | 1'45.610 | 34.555 | 17.045 | 29.504 | 24.506 | 200.3 |
| 6 | 1'45.585 | 34.536 | 16.820 | 29.501 | 24.728 | 200.3 |
| 7 | 1'46.636 | 34.673 | 16.842 | 29.634 | 25.487 | 201.3 |
| 8 | 1'46.352 | 35.148 | 16.937 | 29.696 | 24.571 | 201.3 |
| 9 | 1'45.592 | 34.533 | 16.881 | 29.742 | 24.436 | 200.0 |
| 10 | 1'46.039 | 34.828 | 17.064 | 29.789 | 24.358 | 197.4 |
| 11 | 1'45.796 | 34.409 | 17.044 | 29.746 | 24.597 | 196.7 |
| 12 | 1'45.816 | 34.678 | 16.971 | 29.559 | 24.608 | 198.0 |
| 13 | 1'46.145 | 35.194 | 16.891 | 29.604 | 24.456 | 198.3 |
| 14 | 1'45.425 | 34.599 | 16.972 | 29.500 | 24.354 | 198.0 |
| 15 | 1'46.349 | 34.525 | 16.914 | 29.826 | 25.084 | 198.7 |

## 9th 14 Cormac BUCHANA
Red Bull Rookies - Ne NZE
Full laps=14

| Lap | Lap Time | T1 | T2 | T3 | T4 | Speed |
|---|---|---|---|---|---|---|
| 1 | 1'53.937 | 42.150 | 17.307 | 29.834 | 24.646 | 198.3 |
| 2 | 1'46.682 | 35.094 | 17.006 | 29.871 | 24.711 | 199.3 |
| 3 | 1'46.235 | 34.748 | 16.928 | 29.805 | 24.754 | 200.0 |
| 4 | 1'46.150 | 34.978 | 16.829 | 29.620 | 24.723 | 199.0 |
| 5 | 1'45.630 | 34.717 | 16.935 | 29.510 | 24.468 | 198.0 |
| 6 | 1'45.794 | 34.365 | 16.982 | 29.634 | 24.813 | 197.4 |
| 7 | 1'46.056 | 34.567 | 17.006 | 29.782 | 24.701 | 196.7 |
| 8 | 1'47.051 | 34.558 | 17.045 | 29.903 | 25.545 | 195.5 |
| 9 | 1'46.809 | 34.958 | 17.085 | 29.944 | 24.822 | 201.6 |
| 10 | 1'46.906 | 35.131 | 17.314 | 29.730 | 24.731 | 193.9 |
| 11 | 1'45.914 | 34.879 | 16.950 | 29.602 | 24.483 | 197.4 |
| 12 | 1'45.877 | 34.699 | 16.975 | 29.621 | 24.582 | 197.4 |
| 13 | 1'46.800 | 34.921 | 17.137 | 29.929 | 24.813 | 197.7 |
| 14 | 1'47.108 | 34.759 | 17.296 | 29.880 | 25.173 | 192.7 |
| 15 | 1'46.929 | 35.187 | 17.087 | 29.761 | 24.894 | 200.9 |

## 10th 93 Arbi ADITAMA
Red Bull Rookies - Ind INA
Full laps=14

| Lap | Lap Time | T1 | T2 | T3 | T4 | Speed |
|---|---|---|---|---|---|---|
| 1 | 1'53.518 | 41.461 | 17.031 | 29.960 | 25.066 | 202.6 |
| 2 | 1'46.577 | 35.021 | 16.972 | 29.874 | 24.710 | 199.6 |
| 3 | 1'47.108 | 34.784 | 17.161 | 29.796 | 25.367 | 199.0 |
| 4 | 1'46.304 | 35.104 | 17.022 | 29.618 | 24.560 | 200.3 |
| 5 | 1'45.885 | 34.854 | 16.824 | 29.792 | 24.415 | 203.3 |
| 6 | 1'45.630 | 34.564 | 16.869 | 29.576 | 24.621 | 201.6 |
| 7 | 1'45.858 | 34.528 | 16.903 | 29.534 | 24.893 | 201.9 |
| 8 | 1'46.465 | 34.562 | 16.947 | 29.770 | 25.186 | 199.3 |
| 9 | 1'46.945 | 34.920 | 17.230 | 29.921 | 24.874 | 196.7 |
| 10 | 1'46.607 | 34.977 | 17.272 | 29.681 | 24.677 | 198.3 |
| 11 | 1'46.002 | 34.693 | 17.114 | 29.677 | 24.518 | 197.1 |
| 12 | 1'46.386 | 34.629 | 17.123 | 29.638 | 24.996 | 197.7 |
| 13 | 1'46.883 | 35.122 | 17.064 | 29.934 | 24.763 | 200.3 |
| 14 | 1'47.135 | 35.552 | 17.103 | 29.773 | 24.707 | 198.7 |
| 15 | 1'46.927 | 34.977 | 17.121 | 29.954 | 24.875 | 201.9 |

## 11th 27 Rico SALMELA
Red Bull Rookies - Fin FIN
Full laps=14

| Lap | Lap Time | T1 | T2 | T3 | T4 | Speed |
|---|---|---|---|---|---|---|
| 1 | 1'52.990 | 41.049 | 17.153 | 29.840 | 24.948 | 199.0 |
| 2 | 1'45.972 | 34.391 | 16.931 | 29.788 | 24.862 | 200.6 |
| 3 | 1'48.018 | 36.752 | 16.891 | 29.609 | 24.766 | 201.6 |
| 4 | 1'45.848 | 34.646 | 16.926 | 29.668 | 24.608 | 201.6 |
| 5 | 1'45.470 | 34.344 | 16.858 | 29.677 | 24.591 | 201.9 |
| 6 | 1'48.226 | 36.549 | 16.953 | 29.960 | 24.764 | 202.3 |
| 7 | 1'45.993 | 34.457 | 17.169 | 29.709 | 24.658 | 200.0 |
| 8 | 1'45.803 | 34.402 | 16.997 | 29.667 | 24.737 | 203.6 |
| 9 | 1'46.075 | 34.335 | 16.995 | 29.963 | 24.782 | 204.3 |
| 10 | 1'46.179 | 34.531 | 17.063 | 29.911 | 24.674 | 199.6 |
| 11 | 1'46.148 | 34.383 | 17.195 | 29.885 | 24.685 | 195.8 |
| 12 | 1'46.600 | 34.462 | 17.125 | 29.828 | 25.185 | 197.1 |
| 13 | 1'47.152 | 34.851 | 17.009 | 29.964 | 25.328 | 199.3 |
| 14 | 1'46.508 | 34.716 | 16.993 | 29.850 | 24.949 | 201.6 |
| 15 | 1'47.284 | 34.548 | 17.317 | 29.993 | 25.426 | 195.5 |

## 12th 56 Kevin FARKAS
Red Bull Rookies - Hu HUN
Full laps=14

| Lap | Lap Time | T1 | T2 | T3 | T4 | Speed |
|---|---|---|---|---|---|---|
| 1 | 1'55.497 | 42.919 | 17.560 | 29.981 | 25.037 | 195.5 |
| 2 | 1'47.453 | 34.970 | 16.905 | 30.374 | 25.204 | 199.6 |

***Fastest Lap:*** Alvaro CARPE Red Bull Rookies - Sp SPA **1'44.964** 34.172 16.927 29.395 24.470

DORNA DATA PROCESSING TIMING SERVICE DORNA DATA PROCESSING TIMING SERVICE DORNA DATA PROCESSING TIMING SERVICE DORNA DATA PROCESSING TIMING SERVICE DORNA DATA PROCESSING TIMING SERVICE DORNA DATA PROCESSING TIMING SERVICE DORNA DATA PROCESSING TIMING SERVICE DORNA DATA PROCCEESSS

| Lap | Lap Time | T1 | T2 | T3 | T4 | Speed |
|---|---|---|---|---|---|---|
| 3 | **1'46.666** | 34.754 | 17.041 | 30.074 | 24.797 | 197.1 |
| 4 | **1'46.358** | 34.969 | 16.946 | 29.798 | 24.645 | 198.3 |
| 5 | **1'45.371** | 34.447 | 16.831 | 29.674 | 24.419 | 200.0 |
| 6 | **1'45.605** | 34.395 | 16.783 | 29.578 | 24.849 | 201.9 |
| 7 | **1'45.316** | 34.222 | 16.855 | 29.723 | 24.516 | 204.0 |
| 8 | **1'46.262** | 34.510 | 17.268 | 29.590 | 24.894 | 199.3 |
| 9 | **1'46.198** | 34.744 | 17.119 | 29.780 | 24.555 | 200.6 |
| 10 | **1'46.591** | 34.784 | 17.385 | 29.728 | 24.694 | 193.0 |
| 11 | **1'46.102** | 34.854 | 17.175 | 29.480 | 24.593 | 194.9 |
| 12 | **1'45.986** | 34.473 | 17.241 | 29.757 | 24.515 | 196.7 |
| 13 | **1'46.891** | 34.837 | 17.083 | 29.883 | 25.088 | 199.6 |
| 14 | **1'46.841** | 34.698 | 17.334 | 29.846 | 24.963 | 193.3 |
| 15 | **1'47.226** | 34.766 | 17.424 | 30.137 | 24.899 | 196.7 |

## 13th 78 Jakob ROSENTHAL
Red Bull Rookies - Au AUT
Full laps=14

| | | | | | | |
|---|---|---|---|---|---|---|
| 1 | **1'53.758** | 42.260 | 17.121 | 29.675 | 24.702 | 200.9 |
| 2 | **1'46.434** | 35.030 | 16.803 | 30.018 | 24.583 | 202.3 |
| 3 | **1'46.524** | 34.938 | 17.045 | 29.866 | 24.675 | 201.6 |
| 4 | **1'46.550** | 35.265 | 16.947 | 29.730 | 24.608 | 201.3 |
| 5 | **1'46.331** | 34.882 | 16.932 | 30.057 | 24.460 | 203.3 |
| 6 | **1'47.326** | 35.926 | 17.093 | 29.644 | 24.663 | 196.4 |
| 7 | **1'45.836** | 34.715 | 16.952 | 29.600 | 24.569 | 200.3 |
| 8 | **1'46.494** | 34.831 | 17.168 | 29.788 | 24.707 | 199.0 |
| 9 | **1'45.720** | 34.387 | 16.932 | 29.689 | 24.712 | 200.3 |
| 10 | **1'46.214** | 34.724 | 17.025 | 29.731 | 24.734 | 200.0 |
| 11 | **1'46.135** | 34.757 | 17.018 | 29.662 | 24.698 | 198.0 |
| 12 | **1'46.404** | 34.864 | 17.077 | 29.885 | 24.578 | 200.3 |
| 13 | **1'46.725** | 34.921 | 17.102 | 29.744 | 24.958 | 199.3 |
| 14 | **1'46.494** | 34.971 | 16.915 | 29.775 | 24.833 | 199.3 |
| 15 | **1'47.399** | 34.861 | 17.415 | 29.921 | 25.202 | 195.5 |

## 14th 50 Carter THOMPSON
Red Bull Rookies - Au AUS
Full laps=14

| | | | | | | |
|---|---|---|---|---|---|---|
| 1 | **1'55.156** | 42.836 | 17.235 | 30.092 | 24.993 | 201.9 |
| 2 | **1'47.867** | 34.983 | 17.226 | 30.226 | 25.432 | 197.1 |
| 3 | **1'46.868** | 35.313 | 17.087 | 29.799 | 24.669 | 197.4 |
| 4 | **1'47.167** | 35.008 | 17.108 | 30.067 | 24.984 | 198.7 |
| 5 | **1'47.040** | 34.956 | 17.274 | 30.014 | 24.796 | 197.4 |
| 6 | **1'46.394** | 34.740 | 17.003 | 29.894 | 24.757 | 199.6 |
| 7 | **1'46.429** | 34.608 | 17.133 | 29.902 | 24.786 | 199.0 |
| 8 | **1'47.075** | 34.823 | 17.191 | 30.087 | 24.974 | 198.3 |
| 9 | **1'46.966** | 34.815 | 17.088 | 29.844 | 25.219 | 197.7 |
| 10 | **1'46.895** | 34.932 | 17.182 | 29.907 | 24.874 | 197.4 |
| 11 | **1'47.167** | 34.957 | 17.304 | 30.104 | 24.802 | 195.5 |
| 12 | **1'47.806** | 35.611 | 17.329 | 30.012 | 24.854 | 199.3 |
| 13 | **1'47.280** | 35.048 | 17.287 | 30.011 | 24.934 | 197.7 |
| 14 | **1'46.957** | 34.721 | 17.230 | 30.106 | 24.900 | 195.5 |
| 15 | **1'47.940** | 35.048 | 17.138 | 29.955 | 25.799 | 197.4 |

## 15th 88 Shinya EZAWA
Red Bull Rookies - Ja JPN
Full laps=14

| | | | | | | |
|---|---|---|---|---|---|---|
| 1 | **1'55.401** | 42.827 | 17.499 | 30.051 | 25.024 | 195.8 |
| 2 | **1'47.696** | 34.904 | 17.219 | 30.477 | 25.096 | 196.7 |
| 3 | **1'47.494** | 34.958 | 17.154 | 29.868 | 25.514 | 194.9 |
| 4 | **1'46.768** | 34.944 | 17.121 | 29.695 | 25.008 | 198.0 |
| 5 | **1'46.684** | 34.952 | 17.055 | 30.012 | 24.665 | 199.0 |
| 6 | **1'46.687** | 34.973 | 16.958 | 29.954 | 24.802 | 200.0 |
| 7 | **1'46.380** | 34.612 | 16.981 | 29.928 | 24.859 | 198.0 |
| 8 | **1'47.089** | 34.855 | 17.064 | 30.145 | 25.025 | 196.7 |
| 9 | **1'46.916** | 34.777 | 17.124 | 29.883 | 25.132 | 199.6 |
| 10 | **1'46.906** | 34.961 | 17.164 | 29.803 | 24.978 | 196.1 |
| 11 | **1'47.130** | 34.950 | 17.323 | 30.087 | 24.770 | 195.8 |
| 12 | **1'47.962** | 35.344 | 17.336 | 30.255 | 25.027 | 195.2 |
| 13 | **1'47.236** | 35.148 | 17.134 | 29.996 | 24.958 | 196.1 |
| 14 | **1'46.666** | 34.869 | 17.259 | 29.810 | 24.728 | 194.2 |
| 15 | **1'48.159** | 34.903 | 17.446 | 29.895 | 25.915 | 191.5 |

## 16th 57 Danial SHAHRIL
Red Bull Rookies - Ma MAL
Full laps=14

| | | | | | | |
|---|---|---|---|---|---|---|
| 1 | **1'55.474** | 42.878 | 17.338 | 30.025 | 25.233 | 198.3 |
| 2 | **1'47.528** | 34.911 | 17.282 | 30.031 | 25.304 | 197.4 |
| 3 | **1'47.234** | 35.531 | 17.052 | 29.727 | 24.924 | 199.3 |
| 4 | **1'46.899** | 34.743 | 17.074 | 30.066 | 25.016 | 200.0 |
| 5 | **1'46.526** | 34.895 | 17.129 | 29.693 | 24.809 | 197.1 |
| 6 | **1'46.665** | 34.668 | 17.228 | 29.799 | 24.970 | 197.4 |
| 7 | **1'46.523** | 34.567 | 17.234 | 29.797 | 24.925 | 196.4 |
| 8 | **1'46.942** | 34.695 | 17.446 | 29.931 | 24.870 | 194.5 |
| 9 | **1'47.113** | 34.593 | 17.276 | 30.000 | 25.244 | 194.9 |
| 10 | **1'46.824** | 34.774 | 17.286 | 29.933 | 24.831 | 193.9 |
| 11 | **1'47.258** | 34.874 | 17.390 | 30.108 | 24.886 | 193.0 |
| 12 | **1'47.719** | 35.257 | 17.465 | 29.967 | 25.030 | 193.0 |
| 13 | **1'47.199** | 34.970 | 17.388 | 30.018 | 24.823 | 193.3 |
| 14 | **1'46.961** | 34.588 | 17.426 | 29.911 | 25.036 | 192.7 |
| 15 | **1'48.401** | 34.718 | 17.474 | 30.018 | 26.191 | 193.0 |

## 17th 5 Leo RAMMERSTOR
Red Bull Rookies - Au AUT
Full laps=14

| | | | | | | |
|---|---|---|---|---|---|---|
| 1 | **1'55.699** | 42.910 | 17.579 | 30.328 | 24.882 | 197.4 |
| 2 | **1'47.547** | 35.177 | 17.227 | 30.096 | 25.047 | 196.1 |
| 3 | **1'47.180** | 35.175 | 17.299 | 29.715 | 24.991 | 197.4 |
| 4 | **1'47.094** | 34.833 | 17.070 | 29.879 | 25.312 | 197.1 |
| 5 | **1'46.799** | 35.117 | 16.949 | 29.860 | 24.873 | 200.9 |
| 6 | **1'46.550** | 34.821 | 16.927 | 29.945 | 24.857 | 200.0 |
| 7 | **1'46.380** | 34.619 | 17.019 | 29.812 | 24.930 | 200.3 |
| 8 | **1'46.629** | 34.849 | 17.054 | 30.097 | 24.629 | 197.1 |
| 9 | **1'47.084** | 34.843 | 17.243 | 29.845 | 25.153 | 193.9 |
| 10 | **1'47.217** | 35.277 | 17.130 | 29.798 | 25.012 | 196.1 |
| 11 | **1'47.113** | 35.054 | 17.205 | 30.005 | 24.849 | 194.5 |
| 12 | **1'47.751** | 35.480 | 17.281 | 30.098 | 24.892 | 197.4 |
| 13 | **1'47.480** | 34.963 | 17.199 | 30.041 | 25.277 | 197.4 |
| 14 | **1'46.750** | 34.878 | 17.148 | 29.810 | 24.914 | 196.4 |
| 15 | **1'47.754** | 34.978 | 17.180 | 29.838 | 25.758 | 194.9 |

## 18th 23 Rhys STEPHENSON
Red Bull Rookies - Gr GBR
Full laps=14

| | | | | | | |
|---|---|---|---|---|---|---|
| 1 | **1'55.945** | 43.155 | 17.563 | 30.173 | 25.054 | 201.3 |
| 2 | **1'47.491** | 35.117 | 17.296 | 29.904 | 25.174 | 198.3 |
| 3 | **1'47.332** | 35.260 | 17.241 | 29.707 | 25.124 | 198.0 |
| 4 | **1'46.871** | 34.872 | 17.142 | 29.716 | 25.141 | 200.3 |
| 5 | **1'47.100** | 34.863 | 17.058 | 29.974 | 25.205 | 202.6 |
| 6 | **1'46.465** | 34.918 | 17.041 | 29.654 | 24.852 | 198.7 |

***Fastest Lap:*** Alvaro CARPE Red Bull Rookies - Sp SPA **1'44.964** 34.172 16.927 29.395 24.470

DORNA DATA PROCESSING TIMING SERVICE DORNA DATA PROCESSING TIMING SERVICE DORNA DATA PROCESSING TIMING SERVICE DORNA DATA PROCESSING TIMING SERVICE DORNA DATA PROCESSING TIMING SERVICE DORNA DATA PROCESSING TIMING SERVICE DORNA DATA PROCESSING TIMING SERVICE DORNA DATA PROCCEESSS

| Lap | Lap Time | T1 | T2 | T3 | T4 | Speed |
|---|---|---|---|---|---|---|
| 7 | 1'46.432 | 34.815 | 17.127 | 29.646 | 24.844 | 198.3 |
| 8 | 1'46.696 | 34.805 | 17.048 | 29.904 | 24.939 | 197.7 |
| 9 | 1'46.950 | 34.894 | 17.191 | 29.706 | 25.159 | 199.6 |
| 10 | 1'47.214 | 35.273 | 17.313 | 29.775 | 24.853 | 196.7 |
| 11 | 1'47.817 | 35.196 | 17.552 | 30.054 | 25.015 | 195.2 |
| 12 | 1'47.320 | 34.994 | 17.234 | 30.140 | 24.952 | 195.8 |
| 13 | 1'48.086 | 35.371 | 17.300 | 30.129 | 25.286 | 195.5 |
| 14 | 1'48.383 | 35.138 | 17.521 | 30.187 | 25.537 | 193.9 |
| 15 | 1'49.050 | 35.311 | 17.682 | 30.380 | 25.677 | 191.8 |

## 19th 2 Amaury MIZERA

Red Bull Rookies - Fr FRA
Full laps=14

| Lap | Lap Time | T1 | T2 | T3 | T4 | Speed |
|---|---|---|---|---|---|---|
| 1 | 2'13.120 | 31.381 | 17.593 | 30.066 | 26.222 | 194.2 |
| 2 | 1'48.093 | 35.427 | 17.420 | 30.059 | 25.187 | 194.5 |
| 3 | 1'47.676 | 35.087 | 17.467 | 29.946 | 25.176 | 194.2 |
| 4 | 1'47.280 | 34.978 | 17.279 | 29.959 | 25.064 | 196.1 |
| 5 | 1'47.176 | 34.923 | 17.208 | 29.987 | 25.058 | 197.4 |
| 6 | 1'47.436 | 34.944 | 17.397 | 30.003 | 25.092 | 196.7 |
| 7 | 1'47.111 | 34.992 | 17.306 | 29.913 | 24.900 | 196.1 |
| 8 | 1'47.262 | 34.921 | 17.290 | 29.930 | 25.121 | 194.9 |
| 9 | 1'47.441 | 34.905 | 17.390 | 30.072 | 25.074 | 195.2 |
| 10 | 1'47.595 | 34.930 | 17.461 | 30.203 | 25.001 | 193.9 |
| 11 | 1'47.784 | 35.242 | 17.471 | 30.101 | 24.970 | 193.6 |
| 12 | 1'47.385 | 35.250 | 17.320 | 29.928 | 24.887 | 194.9 |
| 13 | 1'47.537 | 35.047 | 17.354 | 29.973 | 25.163 | 194.9 |
| 14 | 1'47.830 | 35.013 | 17.505 | 30.179 | 25.133 | 194.9 |
| 15 | 1'47.949 | 35.028 | 17.417 | 30.148 | 25.356 | 194.2 |

## 20th 25 Alexander ENRIQUE

Red Bull Rookies - Un USA
Full laps=14

| Lap | Lap Time | T1 | T2 | T3 | T4 | Speed |
|---|---|---|---|---|---|---|
| 1 | 1'56.718 | 43.309 | 17.636 | 30.399 | 25.374 | 205.3 |
| 2 | 1'48.719 | 35.449 | 17.382 | 30.487 | 25.401 | 197.4 |
| 3 | 1'48.262 | 35.250 | 17.283 | 30.428 | 25.301 | 197.7 |
| 4 | 1'48.386 | 35.330 | 17.424 | 30.423 | 25.209 | 197.4 |
| 5 | 1'48.358 | 35.337 | 17.237 | 30.530 | 25.254 | 199.0 |
| 6 | 1'48.830 | 35.209 | 17.504 | 30.591 | 25.526 | 197.7 |
| 7 | 1'48.804 | 35.168 | 17.567 | 30.758 | 25.311 | 197.4 |
| 8 | 1'48.836 | 35.218 | 17.648 | 30.774 | 25.196 | 195.8 |
| 9 | 1'48.878 | 35.320 | 17.630 | 30.387 | 25.541 | 195.2 |
| 10 | 1'49.258 | 35.347 | 17.679 | 30.938 | 25.294 | 193.6 |
| 11 | 1'48.920 | 35.264 | 17.792 | 30.504 | 25.360 | 192.7 |
| 12 | 1'51.108 | 37.517 | 17.841 | 30.446 | 25.304 | 190.3 |
| 13 | 1'48.999 | 35.799 | 17.559 | 30.440 | 25.201 | 195.2 |
| 14 | 1'49.405 | 35.502 | 17.919 | 30.585 | 25.399 | 190.9 |
| 15 | 1'51.266 | 35.628 | 18.720 | 30.664 | 26.254 | 185.7 |

## 21st 8 Eddie O'SHEA

Red Bull Rookies - Gr GBR
Full laps=13

| Lap | Lap Time | T1 | T2 | T3 | T4 | Speed |
|---|---|---|---|---|---|---|
| 1 | 1'53.842 | 42.180 | 17.104 | 29.901 | 24.657 | 199.0 |
| 2 | 1'46.291 | 34.848 | 16.840 | 29.907 | 24.696 | 202.6 |
| 3 | 1'46.645 | 34.893 | 17.115 | 29.695 | 24.942 | 202.3 |
| 4 | 1'46.231 | 34.633 | 17.053 | 29.906 | 24.639 | 197.1 |
| 5 | 1'46.076 | 34.937 | 16.898 | 29.689 | 24.552 | 203.6 |
| 6 | 1'45.656 | 34.582 | 16.891 | 29.567 | 24.616 | 201.3 |
| 7 | 1'45.922 | 34.490 | 17.005 | 29.677 | 24.750 | 200.3 |
| 8 | 1'46.714 | 34.490 | 17.107 | 29.957 | 25.160 | 196.1 |
| 9 | 1'46.727 | 35.014 | 17.119 | 29.916 | 24.678 | 199.0 |
| 10 | 1'46.685 | 34.658 | 17.332 | 29.900 | 24.795 | 193.3 |
| 11 | 1'46.213 | 34.887 | 17.105 | 29.757 | 24.464 | 199.6 |
| 12 | 1'45.970 | 34.708 | 17.029 | 29.647 | 24.586 | 199.0 |
| 13 | 1'47.278 | 34.728 | 17.357 | 29.904 | 25.289 | 194.5 |
| 14 | 1'46.706 | 34.652 | 17.225 | 29.785 | 25.044 | 195.5 |
| | unfinished | 35.104 | 17.032 | 29.830 | | 199.3 |

## 22nd 94 Guido PINI

Red Bull Rookies - Ital ITA
Full laps=11

| Lap | Lap Time | T1 | T2 | T3 | T4 | Speed |
|---|---|---|---|---|---|---|
| 1 | 1'52.996 | 41.288 | 17.000 | 29.802 | 24.906 | 201.3 |
| 2 | 1'46.162 | 34.847 | 16.940 | 29.835 | 24.540 | 198.7 |
| 3 | 1'45.495 | 34.242 | 17.019 | 29.686 | 24.548 | 198.7 |
| 4 | 1'45.870 | 34.376 | 16.957 | 29.912 | 24.625 | 199.0 |
| 5 | 1'45.105 | 34.504 | 16.912 | 29.487 | 24.202 | 201.3 |
| 6 | 1'45.321 | 34.135 | 16.994 | 29.540 | 24.652 | 199.3 |
| 7 | 1'45.486 | 34.251 | 17.051 | 29.897 | 24.287 | 198.3 |
| 8 | 1'45.442 | 34.281 | 16.984 | 30.031 | 24.146 | 200.0 |
| 9 | 1'45.415 | 34.254 | 16.917 | 29.733 | 24.511 | 200.6 |
| 10 | 1'45.916 | 34.763 | 16.940 | 29.878 | 24.335 | 199.6 |
| 11 | 1'45.610 | 34.452 | 17.008 | 29.728 | 24.422 | 200.6 |
| 12 | 1'46.254 | 34.670 | 16.981 | 29.789 | 24.814 | 199.0 |
| 13 | 2'48.503 | P 1'21.491 | 19.233 | 34.165 | 33.614 | 182.4 |

## 23rd 11 Ruché MOODLEY

Red Bull Rookies - So RSA
Full laps=11

| Lap | Lap Time | T1 | T2 | T3 | T4 | Speed |
|---|---|---|---|---|---|---|
| 1 | 1'53.534 | 42.051 | 16.881 | 29.805 | 24.797 | 205.7 |
| 2 | 1'45.995 | 34.659 | 16.944 | 29.663 | 24.729 | 206.0 |
| 3 | 1'45.440 | 34.357 | 16.736 | 29.637 | 24.710 | 202.9 |
| 4 | 1'45.422 | 34.373 | 16.800 | 29.731 | 24.518 | 204.0 |
| 5 | 1'45.478 | 34.365 | 16.794 | 29.817 | 24.502 | 202.9 |
| 6 | 1'45.257 | 34.303 | 16.745 | 29.636 | 24.573 | 204.0 |
| 7 | 1'45.463 | 34.364 | 16.783 | 29.774 | 24.542 | 203.6 |
| 8 | 1'45.596 | 34.342 | 16.784 | 29.851 | 24.619 | 206.0 |
| 9 | 1'45.835 | 34.272 | 16.854 | 29.754 | 24.955 | 204.6 |
| 10 | 1'46.007 | 34.585 | 16.782 | 30.207 | 24.433 | 203.3 |
| 11 | 1'45.979 | 34.215 | 17.242 | 30.087 | 24.435 | 198.0 |
| 12 | 1'45.516 | 34.325 | 16.852 | 29.587 | 24.752 | 200.9 |

## 24th 13 Hakim DANISH

Red Bull Rookies - Ma MAL
Full laps=9

| Lap | Lap Time | T1 | T2 | T3 | T4 | Speed |
|---|---|---|---|---|---|---|
| 1 | 1'51.503 | 40.454 | 16.854 | 29.513 | 24.682 | 202.9 |
| 2 | 1'46.235 | 34.544 | 17.070 | 29.548 | 25.073 | 199.0 |
| 3 | 1'45.197 | 34.359 | 16.849 | 29.507 | 24.482 | 199.6 |
| 4 | 1'45.449 | 34.379 | 16.882 | 29.442 | 24.746 | 198.3 |
| 5 | 1'45.010 | 34.185 | 16.815 | 29.444 | 24.566 | 202.3 |
| 6 | 1'45.823 | 34.379 | 16.840 | 29.799 | 24.805 | 200.6 |
| 7 | 1'46.169 | 34.827 | 16.933 | 29.520 | 24.889 | 202.9 |
| 8 | 1'45.896 | 34.690 | 16.824 | 29.727 | 24.655 | 202.3 |
| 9 | 1'46.071 | 34.424 | 16.980 | 29.892 | 24.775 | 201.6 |
| 10 | 1'45.952 | 34.542 | 17.062 | 29.754 | 24.594 | 201.6 |
| | unfinished | 34.169 | 17.092 | | | 198.3 |

## 25th 47 Dodo BOGGIO

Red Bull Rookies - Ital ITA
Full laps=9

| Lap | Lap Time | T1 | T2 | T3 | T4 | Speed |
|---|---|---|---|---|---|---|
| 1 | 1'54.494 | 42.801 | 17.164 | 29.767 | 24.762 | 201.6 |

***Fastest Lap:*** Alvaro CARPE Red Bull Rookies - Sp SPA **1'44.964** 34.172 16.927 29.395 24.470

DORNA DATA PROCESSING TIMING SERVICE DORNA DATA PROCESSING TIMING SERVICE DORNA DATA PROCESSING TIMING SERVICE DORNA DATA PROCESSING TIMING SERVICE DORNA DATA PROCESSING TIMING SERVICE DORNA DATA PROCESSING TIMING SERVICE DORNA DATA PROCESSING TIMING SERVICE DORNA DATA PROCCEESSS

## Race Nr.2

## RookiesCup

| Lap | Lap Time | T1 | T2 | T3 | T4 | Speed | Lap | Lap Time | T1 | T2 | T3 | T4 | Speed |
|---|---|---|---|---|---|---|---|---|---|---|---|---|---|
| 2 | **1'46.735** | 34.621 | 17.051 | 29.849 | 25.214 | 201.9 | | | | | | | |
| 3 | **1'46.108** | 34.660 | 17.019 | 29.721 | 24.708 | 201.6 | | | | | | | |
| 4 | **1'45.951** | 34.755 | 16.948 | 29.704 | 24.544 | 202.3 | | | | | | | |
| 5 | **1'45.841** | 34.475 | 17.065 | 29.835 | 24.466 | 200.9 | | | | | | | |
| 6 | **1'45.983** | 34.237 | 17.011 | 29.702 | 25.033 | 201.6 | | | | | | | |
| 7 | **1'45.850** | 34.515 | 16.968 | 29.607 | 24.760 | 201.6 | | | | | | | |
| 8 | **1'48.174** | 36.744 | 17.011 | 29.767 | 24.652 | 201.9 | | | | | | | |
| 9 | **1'45.494** | 34.261 | 16.925 | 29.737 | 24.571 | 203.6 | | | | | | | |
| 10 | **1'46.379** | 34.705 | 17.281 | 29.716 | 24.677 | 200.3 | | | | | | | |

| | | | | | | | | |
|---|---|---|---|---|---|---|---|---|
| ***Fastest Lap:*** | Alvaro CARPE | Red Bull Rookies - Sp | SPA | **1'44.964** | 34.172 | 16.927 | 29.395 | 24.470 |

DORNA DATA PROCESSING TIMING SERVICE DORNA DATA PROCESSING TIMING SERVICE DORNA DATA PROCESSING TIMING SERVICE DORNA DATA PROCESSING TIMING SERVICE DORNA DATA PROCESSING TIMING SERVICE DORNA DATA PROCESSING TIMING SERVICE DORNA DATA PROCESSING TIMING SERVICE DORNA DATA PROCCEESSS

**Assen, Sunday, June 25, 2023**

TT Circuit Assen

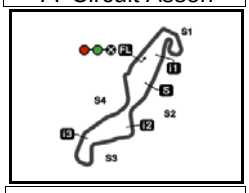

4542 m.

Results and timing service provided by TISSOT

# RookiesCup

## MOTUL TT ASSEN
## Official Starting Grid

Race : 15 laps = 68.13 km

| | | | |
|---|---|---|---|
| 1 | **1**<br>1'44.993<br>**18 Angel PIQUERAS**<br>KTM | **2**<br>1'45.516<br>**28 Máximo QUILES**<br>KTM | **3**<br>1'45.632<br>**27 Rico SALMELA**<br>KTM |
| 2 | **4**<br>1'45.753<br>**95 Marco MORELLI**<br>KTM | **5**<br>1'45.776<br>**67 Casey O'GORMAN**<br>KTM | **6**<br>1'45.834<br>**83 Alvaro CARPE**<br>KTM |
| 3 | **7**<br>1'45.834<br>**13 Hakim DANISH**<br>KTM | **8**<br>1'45.859<br>**2 Amaury MIZERA**<br>KTM | **9**<br>1'45.883<br>**94 Guido PINI**<br>KTM |
| 4 | **10**<br>1'45.981<br>**12 Jacob ROULSTONE**<br>KTM | **11**<br>1'45.995<br>**93 Arbi ADITAMA**<br>KTM | **12**<br>1'46.124<br>**14 Cormac BUCHANAN**<br>KTM |
| 5 | **13**<br>1'46.167<br>**69 Marcos RUDA**<br>KTM | **14**<br>1'46.207<br>**54 Alberto FERRANDEZ**<br>KTM | **15**<br>1'46.213<br>**11 Ruché MOODLEY**<br>KTM |
| 6 | **16**<br>1'46.382<br>**57 Danial SHAHRIL**<br>KTM | **17**<br>1'46.389<br>**47 Dodo BOGGIO**<br>KTM | **18**<br>1'46.695<br>**78 Jakob ROSENTHALER**<br>KTM |
| 7 | **19**<br>1'46.741<br>**56 Kevin FARKAS**<br>KTM | **20**<br>1'46.836<br>**50 Carter THOMPSON**<br>KTM | **21**<br>1'47.117<br>**8 Eddie O'SHEA**<br>KTM |
| 8 | **22**<br>1'47.207<br>**88 Shinya EZAWA**<br>KTM | **23**<br>1'47.352<br>**5 Leo RAMMERSTORFER**<br>KTM | **24**<br>1'47.854<br>**23 Rhys STEPHENSON**<br>KTM |

The results are provisional until the end of the limit for protest and appeals and until the ratification of the Event Management Committee.

Time limit for protest expires 60' at the latest after publication of the results - . ..... Time: .....

DORNA DATA PROCESSING ,TIMING SERVICE DORNA DATA PROCESSING TIMING SERVICE DORNA DATA PROCESSING TIMING SERVICE DORNA DATA PROCESSING TIMING SERVICE DORNA DATA PROCESSING TIMING SERVICE DORNA DATA PROCESSING TIMING SERVICE DORNA DATA PROCESSING TIMING SERVICE DORNA DATA PROCCEESSS

**Assen, Sunday, June 25, 2023**

TT Circuit Assen

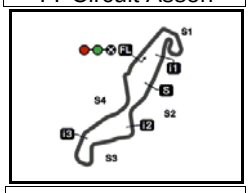


4542 m.

Results and timing service provided by TISSOT

# RookiesCup

## MOTUL TT ASSEN
## Official Starting Grid

Race : 15 laps = 68.13 km

9

**25**
1'48.953
**25 Alexander ENRIQUEZ**
KTM

The results are provisional until the end of the limit for protest and appeals and until the ratification of the Event Management Committee.
Time limit for protest expires 60' at the latest after publication of the results - . ..... Time: .....

DORNA DATA PROCESSING ,TIMING SERVICE DORNA DATA PROCESSING TIMING SERVICE DORNA DATA PROCESSING TIMING SERVICE DORNA DATA PROCESSING TIMING SERVICE DORNA DATA PROCESSING TIMING SERVICE DORNA DATA PROCESSING TIMING SERVICE DORNA DATA PROCESSING TIMING SERVICE DORNA DATA PROCCEESSS

**Assen, Sunday, June 25, 2023**

TT Circuit Assen

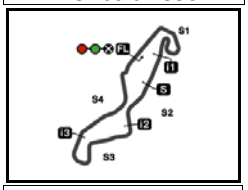


4542 m.

Results and timing service provided by TISSOT

# RookiesCup

## MOTUL TT ASSEN
## Race Nr.2
## Lap Chart

| Pos | 1 | 2 | 3 | 4 | 5 | 6 | 7 | 8 | 9 | 10 | 11 | 12 | 13 | 14 | 15 | 16 | 17 | 18 | 19 | 20 | 21 | 22 | 23 | 24 | 25 |
|---|---|---|---|---|---|---|---|---|---|---|---|---|---|---|---|---|---|---|---|---|---|---|---|---|---|
| Grid | 18 | 28 | 27 | 95 | 67 | 83 | 13 | 2 | 94 | 12 | 93 | 14 | 69 | 54 | 11 | 57 | 47 | 78 | 56 | 50 | 8 | 88 | 5 | 23 | 25 |
| Laps 1 | 95 | 83 | 18 | 13 | 28 | 67 | 12 | 27 | 94 | 54 | 93 | 11 | 69 | 78 | 8 | 14 | 47 | 50 | 88 | 57 | 56 | 5 | 23 | 25 | 2 |
| 2 | 95 | 83 | 28 | 18 | 13 | 12 | 67 | 27 | 94 | 54 | 11 | 69 | 93 | 8 | 78 | 14 | 47 | 56 | 57 | 50 | 88 | 5 | 23 | 25 | 2 |
| 3 | 95 | 28 | 83 | 18 | 13 | 12 | 67 | 94 | 54 | 11 | 69 | 78 | 8 | 14 | 27 | 93 | 47 | 56 | 50 | 57 | 5 | 88 | 23 | 25 | 2 |
| 4 | 28 | 18 | 83 | 95 | 13 | 12 | 67 | 11 | 94 | 54 | 69 | 27 | 14 | 8 | 78 | 47 | 93 | 56 | 50 | 57 | 88 | 5 | 23 | 25 | 2 |
| 5 | 28 | 83 | 18 | 13 | 12 | 95 | 67 | 94 | 11 | 54 | 69 | 27 | 14 | 8 | 47 | 93 | 78 | 56 | 57 | 88 | 50 | 5 | 23 | 25 | 2 |
| 6 | 28 | 18 | 83 | 13 | 12 | 95 | 67 | 94 | 11 | 54 | 69 | 14 | 8 | 93 | 47 | 27 | 78 | 56 | 57 | 50 | 88 | 5 | 23 | 25 | 2 |
| 7 | 28 | 18 | 83 | 12 | 67 | 13 | 95 | 94 | 11 | 54 | 69 | 14 | 8 | 93 | 47 | 56 | 27 | 78 | 57 | 50 | 88 | 5 | 23 | 25 | 2 |
| 8 | 18 | 83 | 28 | 12 | 67 | 13 | 94 | 54 | 11 | 95 | 69 | 93 | 8 | 14 | 27 | 56 | 47 | 78 | 57 | 5 | 50 | 88 | 23 | 25 | 2 |
| 9 | 83 | 28 | 12 | 18 | 94 | 13 | 67 | 54 | 11 | 69 | 95 | 8 | 93 | 14 | 27 | 47 | 56 | 78 | 57 | 50 | 5 | 88 | 23 | 25 | 2 |
| 10 | 83 | 18 | 12 | 28 | 94 | 13 | 67 | 54 | 69 | 11 | 95 | 27 | 8 | 93 | 47 | 78 | 14 | 56 | 57 | 50 | 88 | 5 | 23 | 25 | 2 |
| 11 | 83 | 18 | 12 | 28 | 94 | 67 | 54 | 95 | 11 | 69 | 27 | 93 | 8 | 14 | 78 | 56 | 57 | 50 | 88 | 5 | 23 | 25 | 2 | | |
| 12 | 83 | 12 | 94 | 18 | 28 | 54 | 67 | 11 | 95 | 69 | 8 | 14 | 93 | 27 | 56 | 78 | 57 | 50 | 5 | 88 | 23 | 25 | 2 | | |
| 13 | 83 | 18 | 28 | 12 | 54 | 69 | 67 | 95 | 14 | 93 | 8 | 56 | 78 | 27 | 57 | 50 | 88 | 5 | 23 | 2 | 25 | 94 | | | |
| 14 | 28 | 18 | 83 | 12 | 54 | 67 | 69 | 95 | 78 | 14 | 8 | 27 | 56 | 93 | 57 | 88 | 50 | 5 | 23 | 2 | 25 | | | | |
| 15 | 18 | 28 | 12 | 67 | 54 | 83 | 69 | 95 | 14 | 93 | 27 | 78 | 56 | 50 | 5 | 88 | 57 | 23 | 2 | 25 | | | | | |

Winner  Lapped rider

DORNA DATA PROCESSING TIMING SERVICE DORNA DATA PROCESSING TIMING SERVICE DORNA DATA PROCESSING TIMING SERVICE DORNA DATA PROCESSING TIMING SERVICE DORNA DATA PROCESSING TIMING SERVICE DORNA DATA PROCESSING TIMING SERVICE DORNA DATA PROCESSING TIMING SERVICE DORNA DATA PROCCEESSS

**Assen, Sunday, June 25, 2023**

TT Circuit Assen

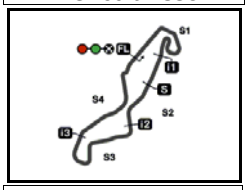


4542 m.

Results and timing service provided by TISSOT

# RookiesCup

## MOTUL TT ASSEN
## Race Nr.2
## Fastest Lap of Each Rider

| | | Rider | Nation | Team | Motorcycle | Time | Lap | Total | Gap | |
|---|---|---|---|---|---|---|---|---|---|---|
| 1 | 83 | **Alvaro CARPE** | SPA | Red Bull Rookies - Spain | KTM | **1'44.964** | 5 | 15 | | |
| 2 | 13 | **Hakim DANISH** | MAL | Red Bull Rookies - Malaysia | KTM | **1'45.010** | 5 | 10 | 0.046 | 0.046 |
| 3 | 28 | **Máximo QUILES** | SPA | Red Bull Rookies - Spain | KTM | **1'45.060** | 3 | 15 | 0.096 | 0.050 |
| 4 | 54 | **Alberto FERRANDEZ** | SPA | Red Bull Rookies - Spain | KTM | **1'45.095** | 7 | 15 | 0.131 | 0.035 |
| 5 | 94 | **Guido PINI** | ITA | Red Bull Rookies - Italy | KTM | **1'45.105** | 5 | 13 | 0.141 | 0.010 |
| 6 | 69 | **Marcos RUDA** | SPA | Red Bull Rookies - Spain | KTM | **1'45.111** | 7 | 15 | 0.147 | 0.006 |
| 7 | 67 | **Casey O'GORMAN** | IRL | Red Bull Rookies - Ireland | KTM | **1'45.177** | 4 | 15 | 0.213 | 0.066 |
| 8 | 18 | **Angel PIQUERAS** | SPA | Red Bull Rookies - Spain | KTM | **1'45.212** | 4 | 15 | 0.248 | 0.035 |
| 9 | 12 | **Jacob ROULSTONE** | AUS | Red Bull Rookies - Australia | KTM | **1'45.251** | 4 | 15 | 0.287 | 0.039 |
| 10 | 11 | **Ruché MOODLEY** | RSA | Red Bull Rookies - South Africa | KTM | **1'45.257** | 6 | 12 | 0.293 | 0.006 |
| 11 | 56 | **Kevin FARKAS** | HUN | Red Bull Rookies - Hungary | KTM | **1'45.316** | 7 | 15 | 0.352 | 0.059 |
| 12 | 95 | **Marco MORELLI** | ARG | Red Bull Rookies - Argentina | KTM | **1'45.425** | 14 | 15 | 0.461 | 0.109 |
| 13 | 27 | **Rico SALMELA** | FIN | Red Bull Rookies - Finland | KTM | **1'45.470** | 5 | 15 | 0.506 | 0.045 |
| 14 | 47 | **Dodo BOGGIO** | ITA | Red Bull Rookies - Italy | KTM | **1'45.494** | 9 | 10 | 0.530 | 0.024 |
| 15 | 14 | **Cormac BUCHANAN** | NZE | Red Bull Rookies - New Zeland | KTM | **1'45.630** | 5 | 15 | 0.666 | 0.136 |
| 16 | 93 | **Arbi ADITAMA** | INA | Red Bull Rookies - Indonesia | KTM | **1'45.630** | 6 | 15 | 0.666 | |
| 17 | 8 | **Eddie O'SHEA** | GBR | Red Bull Rookies - Great Britain | KTM | **1'45.656** | 6 | 14 | 0.692 | 0.026 |
| 18 | 78 | **Jakob ROSENTHALER** | AUT | Red Bull Rookies - Austria | KTM | **1'45.720** | 9 | 15 | 0.756 | 0.064 |
| 19 | 5 | **Leo RAMMERSTORFER** | AUT | Red Bull Rookies - Austria | KTM | **1'46.380** | 7 | 15 | 1.416 | 0.660 |
| 20 | 88 | **Shinya EZAWA** | JPN | Red Bull Rookies - Japan | KTM | **1'46.380** | 7 | 15 | 1.416 | |
| 21 | 50 | **Carter THOMPSON** | AUS | Red Bull Rookies - Australia | KTM | **1'46.394** | 6 | 15 | 1.430 | 0.014 |
| 22 | 23 | **Rhys STEPHENSON** | GBR | Red Bull Rookies - Great Britain | KTM | **1'46.432** | 7 | 15 | 1.468 | 0.038 |
| 23 | 57 | **Danial SHAHRIL** | MAL | Red Bull Rookies - Malaysia | KTM | **1'46.523** | 7 | 15 | 1.559 | 0.091 |
| 24 | 2 | **Amaury MIZERA** | FRA | Red Bull Rookies - France | KTM | **1'47.111** | 7 | 15 | 2.147 | 0.588 |
| 25 | 25 | **Alexander ENRIQUEZ** | USA | Red Bull Rookies - United States | KTM | **1'48.262** | 3 | 15 | 3.298 | 1.151 |

DORNA DATA PROCESSING TIMING SERVICE DORNA DATA PROCESSING TIMING SERVICE DORNA DATA PROCESSING TIMING SERVICE DORNA DATA PROCESSING TIMING SERVICE DORNA DATA PROCESSING TIMING SERVICE DORNA DATA PROCESSING TIMING SERVICE DORNA DATA PROCESSING TIMING SERVICE DORNA DATA PROCCEESSS

**Assen, Sunday, June 25, 2023**

TT Circuit Assen

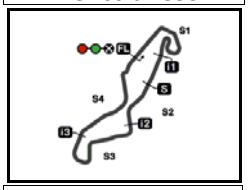


4542 m.

Results and timing service provided by TISSOT

# RookiesCup

## MOTUL TT ASSEN
## Race Nr.2
## Analysis by Lap

### Lap 1

| Num | Lap Time | Gap |
|---|---|---|
| 95 | 1'50.935 | |
| 83 | 1'51.378 | 0.443 |
| 18 | 1'51.423 | 0.488 |
| 13 | 1'51.503 | 0.568 |
| 28 | 1'51.655 | 0.720 |
| 67 | 1'52.272 | 1.337 |
| 12 | 1'52.451 | 1.516 |
| 27 | 1'52.990 | 2.055 |
| 94 | 1'52.996 | 2.061 |
| 54 | 1'53.151 | 2.216 |
| 93 | 1'53.518 | 2.583 |
| 11 | 1'53.534 | 2.599 |
| 69 | 1'53.566 | 2.631 |
| 78 | 1'53.758 | 2.823 |
| 8 | 1'53.842 | 2.907 |
| 14 | 1'53.937 | 3.002 |
| 47 | 1'54.494 | 3.559 |
| 50 | 1'55.156 | 4.221 |
| 88 | 1'55.401 | 4.466 |
| 57 | 1'55.474 | 4.539 |
| 56 | 1'55.497 | 4.562 |
| 5 | 1'55.699 | 4.764 |
| 23 | 1'55.945 | 5.010 |
| 25 | 1'56.718 | 5.783 |
| 2 | 2'13.120 | 22.185 |

### Lap 2

| Num | Lap Time | Gap |
|---|---|---|
| 95 | 1'45.538 | |
| 83 | 1'45.845 | 0.750 |
| 28 | 1'45.815 | 0.997 |
| 18 | 1'46.116 | 1.066 |
| 13 | 1'46.235 | 1.265 |
| 12 | 1'45.597 | 1.575 |
| 67 | 1'45.902 | 1.701 |
| 27 | 1'45.972 | 2.489 |
| 94 | 1'46.162 | 2.685 |
| 54 | 1'46.064 | 2.742 |
| 11 | 1'45.995 | 3.056 |
| 69 | 1'46.059 | 3.152 |
| 93 | 1'46.577 | 3.622 |
| 8 | 1'46.291 | 3.660 |
| 78 | 1'46.434 | 3.719 |
| 14 | 1'46.682 | 4.146 |
| 47 | 1'46.735 | 4.756 |
| 56 | 1'47.453 | 6.477 |
| 57 | 1'47.528 | 6.529 |
| 50 | 1'47.867 | 6.550 |
| 88 | 1'47.696 | 6.624 |
| 5 | 1'47.547 | 6.773 |
| 23 | 1'47.491 | 6.963 |
| 25 | 1'48.719 | 8.964 |
| 2 | 1'48.093 | 24.740 |

### Lap 3

| Num | Lap Time | Gap |
|---|---|---|
| 95 | 1'45.642 | |
| 28 | 1'45.060 | 0.415 |
| 83 | 1'45.382 | 0.490 |
| 18 | 1'45.245 | 0.669 |
| 13 | 1'45.197 | 0.820 |
| 12 | 1'45.273 | 1.206 |
| 67 | 1'45.299 | 1.358 |
| 94 | 1'45.495 | 2.538 |
| 54 | 1'45.618 | 2.718 |
| 11 | 1'45.440 | 2.854 |
| 69 | 1'45.787 | 3.297 |
| 78 | 1'46.524 | 4.601 |
| 8 | 1'46.645 | 4.663 |
| 14 | 1'46.235 | 4.739 |
| 27 | 1'48.018 | 4.865 |
| 93 | 1'47.108 | 5.088 |
| 47 | 1'46.108 | 5.222 |
| 56 | 1'46.666 | 7.501 |
| 50 | 1'46.868 | 7.776 |
| 57 | 1'47.234 | 8.121 |
| 5 | 1'47.180 | 8.311 |
| 88 | 1'47.494 | 8.476 |
| 23 | 1'47.332 | 8.653 |
| 25 | 1'48.262 | 11.584 |
| 2 | 1'47.676 | 26.774 |

### Lap 4

| Num | Lap Time | Gap |
|---|---|---|
| 28 | 1'45.336 | |
| 18 | 1'45.212 | 0.130 |
| 83 | 1'45.621 | 0.360 |
| 95 | 1'46.234 | 0.483 |
| 13 | 1'45.449 | 0.518 |
| 12 | 1'45.251 | 0.706 |
| 67 | 1'45.177 | 0.784 |
| 11 | 1'45.422 | 2.525 |
| 94 | 1'45.870 | 2.657 |
| 54 | 1'45.819 | 2.786 |
| 69 | 1'45.570 | 3.116 |
| 27 | 1'45.848 | 4.962 |
| 14 | 1'46.150 | 5.138 |
| 8 | 1'46.231 | 5.143 |
| 78 | 1'46.550 | 5.400 |
| 47 | 1'45.951 | 5.422 |
| 93 | 1'46.304 | 5.641 |
| 56 | 1'46.358 | 8.108 |
| 50 | 1'47.167 | 9.192 |
| 57 | 1'46.899 | 9.269 |
| 88 | 1'46.768 | 9.493 |
| 5 | 1'47.094 | 9.654 |
| 23 | 1'46.871 | 9.773 |
| 25 | 1'48.386 | 14.219 |
| 2 | 1'47.280 | 28.303 |

### Lap 5

| Num | Lap Time | Gap |
|---|---|---|
| 28 | 1'45.163 | |
| 83 | 1'44.964 | 0.161 |
| 18 | 1'45.294 | 0.261 |
| 13 | 1'45.010 | 0.365 |
| 12 | 1'45.254 | 0.797 |
| 95 | 1'45.610 | 0.930 |
| 67 | 1'45.500 | 1.121 |
| 94 | 1'45.105 | 2.599 |
| 11 | 1'45.478 | 2.840 |
| 54 | 1'45.309 | 2.932 |
| 69 | 1'45.200 | 3.153 |
| 27 | 1'45.470 | 5.269 |
| 14 | 1'45.630 | 5.605 |
| 8 | 1'46.076 | 6.056 |
| 47 | 1'45.841 | 6.100 |
| 93 | 1'45.885 | 6.363 |
| 78 | 1'46.331 | 6.568 |
| 56 | 1'45.371 | 8.316 |
| 57 | 1'46.526 | 10.632 |
| 88 | 1'46.684 | 11.014 |
| 50 | 1'47.040 | 11.069 |
| 5 | 1'46.799 | 11.290 |
| 23 | 1'47.100 | 11.710 |
| 25 | 1'48.358 | 17.414 |
| 2 | 1'47.176 | 30.316 |

### Lap 6

| Num | Lap Time | Gap |
|---|---|---|
| 28 | 1'45.932 | |
| 18 | 1'45.749 | 0.078 |
| 83 | 1'45.926 | 0.155 |
| 13 | 1'45.823 | 0.256 |
| 12 | 1'45.492 | 0.357 |
| 95 | 1'45.585 | 0.583 |
| 67 | 1'45.442 | 0.631 |
| 94 | 1'45.321 | 1.988 |
| 11 | 1'45.257 | 2.165 |
| 54 | 1'45.636 | 2.636 |
| 69 | 1'45.623 | 2.844 |
| 14 | 1'45.794 | 5.467 |
| 8 | 1'45.656 | 5.780 |
| 93 | 1'45.630 | 6.061 |
| 47 | 1'45.983 | 6.151 |
| 27 | 1'48.226 | 7.563 |
| 78 | 1'47.326 | 7.962 |
| 56 | 1'45.605 | 7.989 |
| 57 | 1'46.665 | 11.365 |
| 50 | 1'46.394 | 11.531 |
| 88 | 1'46.687 | 11.769 |
| 5 | 1'46.550 | 11.908 |
| 23 | 1'46.465 | 12.243 |
| 25 | 1'48.830 | 20.312 |
| 2 | 1'47.436 | 31.820 |

### Lap 7

| Num | Lap Time | Gap |
|---|---|---|
| 28 | 1'45.898 | |
| 18 | 1'45.902 | 0.082 |
| 83 | 1'45.885 | 0.142 |
| 12 | 1'45.839 | 0.298 |
| 67 | 1'45.739 | 0.472 |
| 13 | 1'46.169 | 0.527 |
| 95 | 1'46.636 | 1.321 |
| 94 | 1'45.486 | 1.576 |
| 11 | 1'45.463 | 1.730 |
| 54 | 1'45.095 | 1.833 |
| 69 | 1'45.111 | 2.057 |
| 14 | 1'46.056 | 5.625 |
| 8 | 1'45.922 | 5.804 |
| 93 | 1'45.858 | 6.021 |
| 47 | 1'45.850 | 6.103 |
| 56 | 1'45.316 | 7.407 |
| 27 | 1'45.993 | 7.658 |
| 78 | 1'45.836 | 7.900 |
| 57 | 1'46.523 | 11.990 |
| 50 | 1'46.429 | 12.062 |
| 88 | 1'46.380 | 12.251 |
| 5 | 1'46.380 | 12.390 |
| 23 | 1'46.432 | 12.777 |
| 25 | 1'48.804 | 23.218 |
| 2 | 1'47.111 | 33.033 |

### Lap 8

| Num | Lap Time | Gap |
|---|---|---|
| 18 | 1'45.712 | |
| 83 | 1'45.772 | 0.120 |
| 28 | 1'46.059 | 0.265 |
| 12 | 1'45.902 | 0.406 |
| 67 | 1'45.837 | 0.515 |
| 13 | 1'45.896 | 0.629 |
| 94 | 1'45.442 | 1.224 |
| 54 | 1'45.402 | 1.441 |
| 11 | 1'45.596 | 1.532 |
| 95 | 1'46.352 | 1.879 |
| 69 | 1'45.619 | 1.882 |
| 93 | 1'46.465 | 6.692 |
| 8 | 1'46.714 | 6.724 |
| 14 | 1'47.051 | 6.882 |
| 27 | 1'45.803 | 7.667 |
| 56 | 1'46.262 | 7.875 |
| 47 | 1'48.174 | 8.483 |
| 78 | 1'46.494 | 8.600 |
| 57 | 1'46.942 | 13.138 |
| 5 | 1'46.629 | 13.225 |
| 50 | 1'47.075 | 13.343 |
| 88 | 1'47.089 | 13.546 |
| 23 | 1'46.696 | 13.679 |
| 25 | 1'48.836 | 26.260 |
| 2 | 1'47.262 | 34.501 |

### Lap 9

| Num | Lap Time | Gap |
|---|---|---|
| 83 | 1'45.783 | |
| 28 | 1'45.948 | 0.310 |
| 12 | 1'45.879 | 0.382 |
| 18 | 1'46.488 | 0.585 |
| 94 | 1'45.415 | 0.736 |
| 13 | 1'46.071 | 0.797 |
| 67 | 1'46.252 | 0.864 |
| 54 | 1'45.664 | 1.202 |
| 11 | 1'45.835 | 1.464 |
| 69 | 1'45.487 | 1.466 |
| 95 | 1'45.592 | 1.568 |
| 8 | 1'46.727 | 7.548 |
| 93 | 1'46.945 | 7.734 |
| 14 | 1'46.809 | 7.788 |
| 27 | 1'46.075 | 7.839 |
| 47 | 1'45.494 | 8.074 |
| 56 | 1'46.198 | 8.170 |
| 78 | 1'45.720 | 8.417 |
| 57 | 1'47.113 | 14.348 |
| 50 | 1'46.966 | 14.406 |
| 5 | 1'47.084 | 14.406 |
| 88 | 1'46.916 | 14.559 |
| 23 | 1'46.950 | 14.726 |
| 25 | 1'48.878 | 29.235 |
| 2 | 1'47.441 | 36.039 |

### Lap 10

| Num | Lap Time | Gap |
|---|---|---|
| 83 | 1'45.719 | |
| 18 | 1'45.538 | 0.404 |
| 12 | 1'45.815 | 0.478 |
| 28 | 1'46.181 | 0.772 |
| 94 | 1'45.916 | 0.933 |
| 13 | 1'45.952 | 1.030 |
| 67 | 1'45.941 | 1.086 |
| 54 | 1'45.738 | 1.221 |
| 69 | 1'45.759 | 1.506 |
| 11 | 1'46.007 | 1.752 |
| 95 | 1'46.039 | 1.888 |
| 27 | 1'46.179 | 8.299 |
| 8 | 1'46.685 | 8.514 |
| 93 | 1'46.607 | 8.622 |
| 47 | 1'46.379 | 8.734 |
| 78 | 1'46.214 | 8.912 |
| 14 | 1'46.906 | 8.975 |
| 56 | 1'46.591 | 9.042 |
| 57 | 1'46.824 | 15.453 |
| 50 | 1'46.895 | 15.582 |
| 88 | 1'46.906 | 15.746 |
| 5 | 1'47.217 | 15.904 |
| 23 | 1'47.214 | 16.221 |
| 25 | 1'49.258 | 32.774 |
| 2 | 1'47.595 | 37.915 |

### Lap 11

| Num | Lap Time | Gap |
|---|---|---|
| 83 | 1'46.082 | |
| 18 | 1'45.781 | 0.103 |
| 12 | 1'45.851 | 0.247 |
| 28 | 1'45.744 | 0.434 |
| 94 | 1'45.610 | 0.461 |
| 67 | 1'45.559 | 0.563 |
| 54 | 1'45.818 | 0.957 |
| 95 | 1'45.796 | 1.602 |
| 11 | 1'45.979 | 1.649 |
| 69 | 1'46.367 | 1.791 |
| 27 | 1'46.148 | 8.365 |
| 93 | 1'46.002 | 8.542 |
| 8 | 1'46.213 | 8.645 |
| 14 | 1'45.914 | 8.807 |
| 78 | 1'46.135 | 8.965 |
| 56 | 1'46.102 | 9.062 |
| 57 | 1'47.258 | 16.629 |
| 50 | 1'47.167 | 16.667 |
| 88 | 1'47.130 | 16.794 |
| 5 | 1'47.113 | 16.935 |
| 23 | 1'47.817 | 17.956 |
| 25 | 1'48.920 | 35.612 |
| 2 | 1'47.784 | 39.617 |

### Lap 12

| Num | Lap Time | Gap |
|---|---|---|
| 83 | 1'46.040 | |
| 12 | 1'46.403 | 0.610 |
| 94 | 1'46.254 | 0.675 |

Lapped rider

DORNA DATA PROCESSING TIMING SERVICE DORNA DATA PROCESSING TIMING SERVICE DORNA DATA PROCESSING TIMING SERVICE DORNA DATA PROCESSING TIMING SERVICE DORNA DATA PROCESSING TIMING SERVICE DORNA DATA PROCESSING TIMING SERVICE DORNA DATA PROCESSING TIMING SERVICE DORNA DATA PROCCEESSS

| Num | Lap Time | Gap |
|---|---|---|
| **18** | 1'46.683 | 0.746 |
| **28** | 1'46.440 | 0.834 |
| **54** | 1'46.018 | 0.935 |
| **67** | 1'46.425 | 0.948 |
| **11** | 1'45.516 | 1.125 |
| **95** | 1'45.816 | 1.378 |
| **69** | 1'45.688 | 1.439 |
| **8** | 1'45.970 | 8.575 |
| **14** | 1'45.877 | 8.644 |
| **93** | 1'46.386 | 8.888 |
| **27** | 1'46.600 | 8.925 |
| **56** | 1'45.986 | 9.008 |
| **78** | 1'46.404 | 9.329 |
| **57** | 1'47.719 | 18.308 |
| **50** | 1'47.806 | 18.433 |
| **5** | 1'47.751 | 18.646 |
| **88** | 1'47.962 | 18.716 |
| **23** | 1'47.320 | 19.236 |
| **25** | 1'51.108 | 40.680 |
| **2** | 1'47.385 | 40.962 |

| | | |
|---|---|---|
| **28** | 1'46.195 | 0.019 |
| **12** | 1'46.142 | 0.117 |
| **67** | 1'46.009 | 0.161 |
| **54** | 1'46.422 | 0.573 |
| **83** | 1'46.750 | 0.672 |
| **69** | 1'46.404 | 0.747 |
| **95** | 1'46.349 | 0.788 |
| **14** | 1'46.929 | 10.972 |
| **93** | 1'46.927 | 11.324 |
| **27** | 1'47.284 | 11.360 |
| **78** | 1'47.399 | 11.438 |
| **56** | 1'47.226 | 11.457 |
| **50** | 1'47.940 | 22.101 |
| **5** | 1'47.754 | 22.121 |
| **88** | 1'48.159 | 22.268 |
| **57** | 1'48.401 | 22.360 |
| **23** | 1'49.050 | 26.246 |
| **2** | 1'47.949 | 45.769 |
| **25** | 1'51.266 | 51.841 |

## *Lap* **13**

| | | |
|---|---|---|
| **83** | 1'46.191 | |
| **18** | 1'45.543 | 0.098 |
| **28** | 1'45.567 | 0.210 |
| **12** | 1'45.941 | 0.360 |
| **54** | 1'46.257 | 1.001 |
| **69** | 1'45.850 | 1.098 |
| **67** | 1'46.408 | 1.165 |
| **95** | 1'46.145 | 1.332 |
| **14** | 1'46.800 | 9.253 |
| **93** | 1'46.883 | 9.580 |
| **8** | 1'47.278 | 9.662 |
| **56** | 1'46.891 | 9.708 |
| **78** | 1'46.725 | 9.863 |
| **27** | 1'47.152 | 9.886 |
| **57** | 1'47.199 | 19.316 |
| **50** | 1'47.280 | 19.522 |
| **88** | 1'47.236 | 19.761 |
| **5** | 1'47.480 | 19.935 |
| **23** | 1'48.086 | 21.131 |
| **2** | 1'47.537 | 42.308 |
| **25** | 1'48.999 | 43.488 |
| **94** | 2'48.503 | 1'02.987 |

## *Lap* **14**

| | | |
|---|---|---|
| **28** | 1'45.932 | |
| **18** | 1'46.101 | 0.057 |
| **83** | 1'46.240 | 0.098 |
| **12** | 1'45.933 | 0.151 |
| **54** | 1'45.468 | 0.327 |
| **67** | 1'45.305 | 0.328 |
| **69** | 1'45.563 | 0.519 |
| **95** | 1'45.425 | 0.615 |
| **78** | 1'46.494 | 10.215 |
| **14** | 1'47.108 | 10.219 |
| **8** | 1'46.706 | 10.226 |
| **27** | 1'46.508 | 10.252 |
| **56** | 1'46.841 | 10.407 |
| **93** | 1'47.135 | 10.573 |
| **57** | 1'46.961 | 20.135 |
| **88** | 1'46.666 | 20.285 |
| **50** | 1'46.957 | 20.337 |
| **5** | 1'46.750 | 20.543 |
| **23** | 1'48.383 | 23.372 |
| **2** | 1'47.830 | 43.996 |
| **25** | 1'49.405 | 46.751 |

## *Lap* **15**

| | |
|---|---|
| **18** | 1'46.119 |

Lapped rider

DORNA DATA PROCESSING TIMING SERVICE DORNA DATA PROCESSING TIMING SERVICE DORNA DATA PROCESSING TIMING SERVICE DORNA DATA PROCESSING TIMING SERVICE DORNA DATA PROCESSING TIMING SERVICE DORNA DATA PROCESSING TIMING SERVICE DORNA DATA PROCESSING TIMING SERVICE DORNA DATA PROCCEESSS

TT Circuit Assen

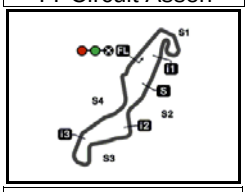


4542 m.

Results and timing service provided by TISSOT

# RookiesCup

## MOTUL TT ASSEN

*After the* **Race Nr.2**

## Event Best Maximum Speed

| | Rider | Nation | Team | Motorcycle | Km/h | |
|---|---|---|---|---|---|---|
| 11 | **Ruché MOODLEY** | **RSA** | Red Bull Rookies - South Africa | KTM | **206.0** | Race Nr.2 |
| 25 | **Alexander ENRIQUEZ** | **USA** | Red Bull Rookies - United States | KTM | **205.3** | Race Nr.2 |
| 12 | **Jacob ROULSTONE** | **AUS** | Red Bull Rookies - Australia | KTM | **204.6** | Race Nr.2 |
| 27 | **Rico SALMELA** | **FIN** | Red Bull Rookies - Finland | KTM | **204.3** | Race Nr.2 |
| 69 | **Marcos RUDA** | **SPA** | Red Bull Rookies - Spain | KTM | **204.0** | Race Nr.2 |
| 56 | **Kevin FARKAS** | **HUN** | Red Bull Rookies - Hungary | KTM | **204.0** | Race Nr.2 |
| 47 | **Dodo BOGGIO** | **ITA** | Red Bull Rookies - Italy | KTM | **203.6** | Race Nr.2 |
| 8 | **Eddie O'SHEA** | **GBR** | Red Bull Rookies - Great Britain | KTM | **203.6** | Race Nr.2 |
| 67 | **Casey O'GORMAN** | **IRL** | Red Bull Rookies - Ireland | KTM | **203.3** | Race Nr.2 |
| 78 | **Jakob ROSENTHALER** | **AUT** | Red Bull Rookies - Austria | KTM | **203.3** | Race Nr.2 |
| 83 | **Alvaro CARPE** | **SPA** | Red Bull Rookies - Spain | KTM | **203.3** | Race Nr.2 |
| 93 | **Arbi ADITAMA** | **INA** | Red Bull Rookies - Indonesia | KTM | **203.3** | Race Nr.2 |
| 13 | **Hakim DANISH** | **MAL** | Red Bull Rookies - Malaysia | KTM | **202.9** | Race Nr.2 |
| 23 | **Rhys STEPHENSON** | **GBR** | Red Bull Rookies - Great Britain | KTM | **202.6** | Race Nr.2 |
| 28 | **Máximo QUILES** | **SPA** | Red Bull Rookies - Spain | KTM | **202.6** | Race Nr.2 |
| 50 | **Carter THOMPSON** | **AUS** | Red Bull Rookies - Australia | KTM | **201.9** | Race Nr.2 |
| 14 | **Cormac BUCHANAN** | **NZE** | Red Bull Rookies - New Zeland | KTM | **201.6** | Race Nr.2 |
| 54 | **Alberto FERRANDEZ** | **SPA** | Red Bull Rookies - Spain | KTM | **201.6** | Race Nr.2 |
| 95 | **Marco MORELLI** | **ARG** | Red Bull Rookies - Argentina | KTM | **201.3** | Race Nr.2 |
| 18 | **Angel PIQUERAS** | **SPA** | Red Bull Rookies - Spain | KTM | **201.3** | Race Nr.2 |
| 94 | **Guido PINI** | **ITA** | Red Bull Rookies - Italy | KTM | **201.3** | Race Nr.2 |
| 5 | **Leo RAMMERSTORFER** | **AUT** | Red Bull Rookies - Austria | KTM | **200.9** | Race Nr.2 |
| 57 | **Danial SHAHRIL** | **MAL** | Red Bull Rookies - Malaysia | KTM | **200.0** | Race Nr.2 |
| 88 | **Shinya EZAWA** | **JPN** | Red Bull Rookies - Japan | KTM | **200.0** | Race Nr.2 |
| 2 | **Amaury MIZERA** | **FRA** | Red Bull Rookies - France | KTM | **197.4** | Race Nr.2 |

DORNA DATA PROCESSING TIMING SERVICE DORNA DATA PROCESSING TIMING SERVICE DORNA DATA PROCESSING TIMING SERVICE DORNA DATA PROCESSING TIMING SERVICE DORNA DATA PROCESSING TIMING SERVICE DORNA DATA PROCESSING TIMING SERVICE DORNA DATA PROCESSING TIMING SERVICE DORNA DATA PROCESSING TIMING SERVICE DORNA DATA PROCCEESSS

**Assen, Sunday, June 25, 2023**

TT Circuit Assen

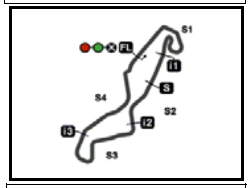

4542 m.

Results and timing service provided by TISSOT

*After the* **MOTUL TT ASSEN**

# RookiesCup

## 2023 Riders Performance

(Qualifying Position - Starting Position - Race Position)

| | Rider | Points | POR | POR | SPA | SPA | FRA | FRA | ITA | ITA | NED | NED | AUT | AUT | RSM | RSM | | | | | | | |
|---|---|---|---|---|---|---|---|---|---|---|---|---|---|---|---|---|---|---|---|---|---|---|---|
| 1 | **PIQUERAS Angel** | **228** | 1 | 1 | 3 | 3 | 4 | 4 | 1 | 1 | 1 | 1 | | | | | | | | | | | #Error |
| | | | 1-1 | 1-1 | 3-1 | 3-2 | 4-1 | 4-1 | 1-4 | 1-2 | 1-1 | 1-1 | - | - | - | - | - | - | - | - | - | - | - |
| 2 | **CARPE Alvaro** | **117** | 7 | 7 | 10 | 10 | 8 | 8 | 11 | 11 | 6 | 6 | | | | | | | | | | | #Error |
| | | | 7-2 | 7-6 | 10-4 | 10-3 | 8-6 | 8-NC | 11-6 | 11-8 | 6-2 | 6-6 | - | - | - | - | - | - | - | - | - | - | - |
| 3 | **QUILES Máximo** | **110** | 9 | 9 | 1 | 1 | 7 | 7 | 2 | 2 | 2 | 2 | | | | | | | | | | | #Error |
| | | | 9-21 | 9-11 | 1-3 | 1-1 | 7-4 | 7-10 | 2-NC | 2-1 | 26-NL | 2-2 | - | - | - | - | - | - | - | - | - | - | - |
| 4 | **FERRANDEZ Alberto** | **103** | 5 | 5 | 7 | 7 | 16 | 16 | 7 | 7 | 14 | 14 | | | | | | | | | | | #Error |
| | | | 5-6 | 5-NC | 7-7 | 7-9 | 16-7 | 16-3 | 7-1 | 7-5 | 14-11 | 14-5 | - | - | - | - | - | - | - | - | - | - | - |
| 5 | **ROULSTONE Jacob** | **100** | 20 | 20 | 4 | 4 | 9 | 9 | 3 | 3 | 10 | 10 | | | | | | | | | | | #Error |
| | | | 20-13 | 20-9 | 4-2 | 4-6 | 9-11 | 9-6 | 3-7 | 3-9 | 10-4 | 10-3 | - | - | - | - | - | - | - | - | - | - | - |
| 6 | **SALMELA Rico** | **91** | 6 | 6 | 11 | 11 | 2 | 2 | 6 | 6 | 3 | 3 | | | | | | | | | | | #Error |
| | | | 6-3 | 6-5 | 11-5 | 11-5 | 2-2 | 2-NC | 6-12 | 6-4 | 3-20 | 3-11 | - | - | - | - | - | - | - | - | - | - | - |
| 7 | **O'GORMAN Casey** | **90** | 3 | 3 | 9 | 9 | 10 | 10 | 10 | 10 | 5 | 5 | | | | | | | | | | | #Error |
| | | | 3-4 | 3-4 | 9-10 | 9-7 | 10-NL | 10-NC | 10-2 | 10-NC | 5-3 | 5-4 | - | - | - | - | - | - | - | - | - | - | - |
| 8 | **MORELLI Marco** | **76** | 18 | 18 | 2 | 2 | 1 | 1 | 16 | 16 | 4 | 4 | | | | | | | | | | | #Error |
| | | | 18-11 | 18-7 | 2-11 | 2-4 | 1-13 | 1-4 | 16-3 | 16-12 | 4-16 | 4-8 | - | - | - | - | - | - | - | - | - | - | - |
| 9 | **DANISH Hakim** | **67** | 8 | 8 | 17 | 17 | 12 | 12 | 14 | 14 | 7 | 7 | | | | | | | | | | | #Error |
| | | | 8-5 | 8-3 | 16-9 | 16-11 | 12-9 | 12-NC | 23-NC | 14-6 | 7-5 | 7-NC | - | - | - | - | - | - | - | - | - | - | - |
| 10 | **RUDA Marcos** | **64** | 19 | 19 | 14 | 14 | 11 | 11 | 8 | 8 | 13 | 13 | | | | | | | | | | | #Error |
| | | | 19-7 | 19-2 | 14-14 | 14-12 | 11-NL | 11-15 | 8-14 | 8-7 | 13-8 | 13-7 | - | - | - | - | - | - | - | - | - | - | - |
| 11 | **PINI Guido** | **59** | 14 | 14 | 12 | 12 | 3 | 3 | 4 | 4 | 9 | 9 | | | | | | | | | | | #Error |
| | | | 14-12 | 14-NC | 12-8 | 12-NC | 3-5 | 3-2 | 4-NC | 4-3 | 9-NC | 9-NC | - | - | - | - | - | - | - | - | - | - | - |
| 12 | **MOODLEY Ruché** | **52** | 2 | 2 | 6 | 6 | 13 | 13 | | | 15 | 15 | | | | | | | | | | | #Error |
| | | | 2-8 | 2-NC | 6-6 | 6-8 | 13-3 | 13-NC | - | - | 15-6 | 15-NC | - | - | - | - | - | - | - | - | - | - | - |
| 13 | **ADITAMA Arbi** | **44** | 21 | 21 | 8 | 8 | 17 | 17 | 19 | 19 | 11 | 11 | | | | | | | | | | | #Error |
| | | | 21-15 | 21-12 | 8-13 | 8-18 | 17-14 | 17-7 | 19-5 | 19-11 | 11-13 | 11-10 | - | - | - | - | - | - | - | - | - | - | - |

NC=Not classified NL=Not finished first lap NP=Not started race re-start N2=Not finished first lap race re-start EX=Excluded NS=Not Started DS=Disqualified

DORNA DATA PROCESSING ,TIMING SERVICE DORNA DATA PROCESSING TIMING SERVICE DORNA DATA PROCESSING TIMING SERVICE DORNA DATA PROCESSING TIMING SERVICE DORNA DATA PROCESSING TIMING SERVICE DORNA DATA PROCESSING TIMING SERVICE DORNA DATA PROCESSING TIMING SERVICE DORNA DATA PROCCEESSS

**Assen, Sunday, June 25, 2023**

| | Rider | Points | POR | POR | SPA | SPA | FRA | FRA | ITA | ITA | NED | NED | AUT | AUT | RSM | RSM | | | | | | | |
|---|---|---|---|---|---|---|---|---|---|---|---|---|---|---|---|---|---|---|---|---|---|---|---|
| 14 | **LUCIANO Lorenz** | **32** | 4 | 4 | 13 | 13 | 14 | 14 | | | | | | | | | | | | | | | |
| | | | 4-10 | 4-8 | 13-16 | 13-10 | 14-12 | 14-8 | - | - | - | - | - | - | - | - | - | - | - | - | - | - | - |
| 15 | **BUCHANAN Cormac** | **31** | 15 | 15 | 15 | 15 | 6 | 6 | 5 | 5 | 12 | 12 | | | | | | | | | | | #Error |
| | | | 15-14 | 15-NC | 15-15 | 15-14 | 6-8 | 6-5 | 5-NC | 5-NC | 12-NC | 12-9 | - | - | - | - | - | - | - | - | - | - | - |
| 16 | **SHAHRIL Danial** | **30** | 11 | 11 | 16 | 16 | | | 17 | 17 | 16 | 16 | | | | | | | | | | | #Error |
| | | | 11-9 | 11-10 | -NS | -NS | - | - | 17-8 | 17-14 | 16-9 | 16-16 | - | - | - | - | - | - | - | - | - | - | - |
| 17 | **FARKAS Kevin** | **20** | 13 | 13 | 20 | 20 | 19 | 19 | 20 | 20 | 19 | 19 | | | | | | | | | | | #Error |
| | | | 13-NC | 13-14 | 19-18 | 19-19 | 19-17 | 19-NC | 20-11 | 20-16 | 19-7 | 19-12 | - | - | - | - | - | - | - | - | - | - | - |
| 18 | **ROSENTHALER Jakob** | **18** | 17 | 17 | 19 | 19 | 20 | 20 | 13 | 13 | 18 | 18 | | | | | | | | | | | #Error |
| | | | 17-17 | 17-17 | 18-12 | 18-17 | 20-16 | 20-12 | 13-NC | 13-10 | 18-15 | 18-13 | - | - | - | - | - | - | - | - | - | - | - |
| 19 | **THOMPSON Carter** | **16** | 12 | 12 | 18 | 18 | 5 | 5 | | | 20 | 20 | | | | | | | | | | | #Error |
| | | | 12-20 | 12-15 | 17-17 | 17-15 | 5-10 | -NS | - | - | 20-10 | 20-14 | - | - | - | - | - | - | - | - | - | - | - |
| 20 | **O'SHEA Eddie** | **15** | 10 | 10 | | | 15 | 15 | 9 | 9 | 21 | 21 | | | | | | | | | | | #Error |
| | | | 10-NC | 10-NC | - | - | 15-15 | 15-9 | 9-13 | 9-NC | 21-12 | 21-NC | - | - | - | - | - | - | - | - | - | - | - |
| 21 | **EZAWA Shinya** | **14** | 24 | 24 | 22 | 22 | 22 | 22 | 18 | 18 | 22 | 22 | | | | | | | | | | | #Error |
| | | | 24-18 | 24-19 | 21-19 | 21-16 | 22-19 | 22-13 | 18-9 | 18-13 | 22-18 | 22-15 | - | - | - | - | - | - | - | - | - | - | - |
| 22 | **BOGGIO Dodo** | **10** | NC | NC | 5 | 5 | 18 | 18 | NC | NC | 17 | 17 | | | | | | | | | | | #Error |
| | | | -NS | -NS | -NL | 5-13 | 18-NC | 18-11 | -NS | -NS | 17-14 | 17-NC | - | - | - | - | - | - | - | - | - | - | - |
| 23 | **ENRIQUEZ Alexander** | **6** | 25 | 25 | 25 | 25 | 25 | 25 | 21 | 21 | 25 | 25 | | | | | | | | | | | #Error |
| | | | 25-19 | 25-NC | 24-23 | 24-21 | 25-NC | 25-NC | 21-10 | 21-19 | 25-21 | 25-20 | - | - | - | - | - | - | - | - | - | - | - |
| 24 | **MIZERA Amaury** | **4** | 16 | 16 | 24 | 24 | 21 | 21 | 12 | 12 | 8 | 8 | | | | | | | | | | | #Error |
| | | | 16-16 | 16-13 | 23-22 | 23-NC | 21-18 | 21-NC | 12-NC | 12-15 | 8-NC | 26-19 | - | - | - | - | - | - | - | - | - | - | - |
| 25 | **RAMMERSTORFER Leo** | **2** | 23 | 23 | 21 | 21 | 23 | 23 | 15 | 15 | 23 | 23 | | | | | | | | | | | #Error |
| | | | 23-22 | 23-18 | 20-21 | 20-20 | 23-20 | 23-14 | 15-NC | 15-17 | 23-17 | 23-17 | - | - | - | - | - | - | - | - | - | - | - |
| 26 | **STEPHENSON Rhys** | **0** | 22 | 22 | 23 | 23 | 24 | 24 | 22 | 22 | 24 | 24 | | | | | | | | | | | #Error |
| | | | 22-NC | 22-16 | 22-20 | 22-NC | 24-NC | 24-NC | 22-NC | 22-18 | 24-19 | 24-18 | - | - | - | - | - | - | - | - | - | - | - |

NC=Not classified NL=Not finished first lap NP=Not started race re-start N2=Not finished first lap race re-start EX=Excluded NS=Not Started DS=Disqualified

DORNA DATA PROCESSING .TIMING SERVICE DORNA DATA PROCESSING TIMING SERVICE DORNA DATA PROCESSING TIMING SERVICE DORNA DATA PROCESSING TIMING SERVICE DORNA DATA PROCESSING TIMING SERVICE DORNA DATA PROCESSING TIMING SERVICE DORNA DATA PROCESSING TIMING SERVICE DORNA DATA PROCCEESSS

TT Circuit Assen

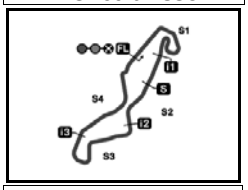


4542 m.

Results and timing service provided by TISSOT

# RookiesCup

## MOTUL TT ASSEN

## Championship Classification

| | Rider | Nation | Points | POR | POR | SPA | SPA | FRA | FRA | ITA | ITA | NED | NED | AUT | AUT | RSM | RSM |
|---|---|---|---|---|---|---|---|---|---|---|---|---|---|---|---|---|---|
| 1 | **PIQUERAS Angel** | SPA | **228** | 25 | 25 | 25 | 20 | 25 | 25 | 13 | 20 | 25 | 25 | | | | |
| 2 | **CARPE Alvaro** | SPA | **117** | 20 | 10 | 13 | 16 | 10 | - | 10 | 8 | 20 | 10 | | | | |
| 3 | **QUILES Máximo** | SPA | **110** | 0 | 5 | 16 | 25 | 13 | 6 | - | 25 | - | 20 | | | | |
| 4 | **FERRANDEZ Alberto** | SPA | **103** | 10 | - | 9 | 7 | 9 | 16 | 25 | 11 | 5 | 11 | | | | |
| 5 | **ROULSTONE Jacob** | AUS | **100** | 3 | 7 | 20 | 10 | 5 | 10 | 9 | 7 | 13 | 16 | | | | |
| 6 | **SALMELA Rico** | FIN | **91** | 16 | 11 | 11 | 11 | 20 | - | 4 | 13 | 0 | 5 | | | | |
| 7 | **O'GORMAN Casey** | IRL | **90** | 13 | 13 | 6 | 9 | - | - | 20 | - | 16 | 13 | | | | |
| 8 | **MORELLI Marco** | ARG | **76** | 5 | 9 | 5 | 13 | 3 | 13 | 16 | 4 | 0 | 8 | | | | |
| 9 | **DANISH Hakim** | MAL | **67** | 11 | 16 | 7 | 5 | 7 | - | - | 10 | 11 | - | | | | |
| 10 | **RUDA Marcos** | SPA | **64** | 9 | 20 | 2 | 4 | - | 1 | 2 | 9 | 8 | 9 | | | | |
| 11 | **PINI Guido** | ITA | **59** | 4 | - | 8 | - | 11 | 20 | - | 16 | - | - | | | | |
| 12 | **MOODLEY Ruché** | RSA | **52** | 8 | - | 10 | 8 | 16 | - | - | - | 10 | - | | | | |
| 13 | **ADITAMA Arbi** | INA | **44** | 1 | 4 | 3 | 0 | 2 | 9 | 11 | 5 | 3 | 6 | | | | |
| 14 | **LUCIANO Lorenz** | BEL | **32** | 6 | 8 | 0 | 6 | 4 | 8 | - | - | - | - | | | | |
| 15 | **BUCHANAN Cormac** | NZE | **31** | 2 | - | 1 | 2 | 8 | 11 | - | - | - | 7 | | | | |
| 16 | **SHAHRIL Danial** | MAL | **30** | 7 | 6 | - | - | - | - | 8 | 2 | 7 | 0 | | | | |
| 17 | **FARKAS Kevin** | HUN | **20** | - | 2 | 0 | 0 | 0 | - | 5 | 0 | 9 | 4 | | | | |
| 18 | **ROSENTHALER Jakob** | AUT | **18** | 0 | 0 | 4 | 0 | 0 | 4 | - | 6 | 1 | 3 | | | | |
| 19 | **THOMPSON Carter** | AUS | **16** | 0 | 1 | 0 | 1 | 6 | - | - | - | 6 | 2 | | | | |
| 20 | **O'SHEA Eddie** | GBR | **15** | - | - | - | - | 1 | 7 | 3 | - | 4 | - | | | | |
| 21 | **EZAWA Shinya** | JPN | **14** | 0 | 0 | 0 | 0 | 0 | 3 | 7 | 3 | 0 | 1 | | | | |
| 22 | **BOGGIO Dodo** | ITA | **10** | - | - | - | 3 | - | 5 | - | - | 2 | - | | | | |
| 23 | **ENRIQUEZ Alexander** | USA | **6** | 0 | - | 0 | 0 | - | - | 6 | 0 | 0 | 0 | | | | |
| 24 | **MIZERA Amaury** | FRA | **4** | 0 | 3 | 0 | - | 0 | - | - | 1 | - | 0 | | | | |
| 25 | **RAMMERSTORFER Leo** | AUT | **2** | 0 | 0 | 0 | 0 | 0 | 2 | - | 0 | 0 | 0 | | | | |
| 26 | **STEPHENSON Rhys** | GBR | **0** | - | 0 | 0 | - | - | - | - | 0 | 0 | 0 | | | | |

DORNA DATA PROCESSING ,TIMING SERVICE DORNA DATA PROCESSING TIMING SERVICE DORNA DATA PROCESSING TIMING SERVICE DORNA DATA PROCESSING TIMING SERVICE DORNA DATA PROCESSING TIMING SERVICE DORNA DATA PROCESSING TIMING SERVICE DORNA DATA PROCESSING TIMING SERVICE DORNA DATA PROCCEESSS

**Assen, Sunday, June 25, 2023**