World Circuit Marco Si

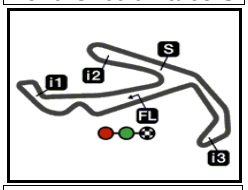

4226 m.

Results and timing service provided by TISSOT

RookiesCup

GRAN PREMIO RED BULL DI SAN MARINO E DELLA RIVIERA

Race Nr.2

Classification after 15 laps = 63.39 km

Pos			Rider	Nation	Team	Motorcycle	Total Time	Km/h	Gap
1	25	18	**Angel PIQUERAS**	SPA	Red Bull Rookies - Spain	KTM	**26'39.134**	142.7	
2	20	28	**Máximo QUILES**	SPA	Red Bull Rookies - Spain	KTM	**26'39.143**	142.7	0.009
3	16	83	**Alvaro CARPE**	SPA	Red Bull Rookies - Spain	KTM	**26'39.151**	142.7	0.017
4	13	27	**Rico SALMELA**	FIN	Red Bull Rookies - Finland	KTM	**26'39.594**	142.6	0.460
5	11	94	**Guido PINI**	ITA	Red Bull Rookies - Italy	KTM	**26'39.415**	142.6	0.281
6	10	11	**Ruché MOODLEY**	RSA	Red Bull Rookies - South Africa	KTM	**26'39.923**	142.6	0.789
7	9	14	**Cormac BUCHANAN**	NZE	Red Bull Rookies - New Zealand	KTM	**26'39.987**	142.6	0.853
8	8	69	**Marcos RUDA**	SPA	Red Bull Rookies - Spain	KTM	**26'40.246**	142.6	1.112
9	7	93	**Arbi ADITAMA**	INA	Red Bull Rookies - Indonesia	KTM	**26'40.408**	142.5	1.274
10	6	12	**Jacob ROULSTONE**	AUS	Red Bull Rookies - Australia	KTM	**26'40.762**	142.5	1.628
11	5	81	**Lorenz LUCIANO**	BEL	Red Bull Rookies - Belgium	KTM	**26'40.881**	142.5	1.747
12	4	47	**Dodo BOGGIO**	ITA	Red Bull Rookies - Italy	KTM	**26'41.038**	142.5	1.904
13	3	95	**Marco MORELLI**	ARG	Red Bull Rookies - Argentina	KTM	**26'41.606**	142.4	2.472
14	2	13	**Hakim DANISH**	MAL	Red Bull Rookies - Malaysia	KTM	**26'43.428**	142.3	4.294
15	1	50	**Carter THOMPSON**	AUS	Red Bull Rookies - Australia	KTM	**26'50.729**	141.6	11.595
16		78	**Jakob ROSENTHALER**	AUT	Red Bull Rookies - Austria	KTM	**26'50.798**	141.6	11.664
17		2	**Amaury MIZERA**	FRA	Red Bull Rookies - France	KTM	**26'51.355**	141.6	12.221
18		57	**Danial SHAHRIL**	MAL	Red Bull Rookies - Malaysia	KTM	**26'51.578**	141.6	12.444
19		56	**Kevin FARKAS**	HUN	Red Bull Rookies - Hungary	KTM	**27'11.369**	139.8	32.235
20		25	**Alexander ENRIQUEZ**	USA	Red Bull Rookies - United States	KTM	**27'11.605**	139.8	32.471
21		5	**Leo RAMMERSTORFER**	AUT	Red Bull Rookies - Austria	KTM	**27'11.830**	139.8	32.696
22		23	**Rhys STEPHENSON**	GBR	Red Bull Rookies - Great Britain	KTM	**27'12.061**	139.8	32.927
23		88	**Shinya EZAWA**	JPN	Red Bull Rookies - Japan	KTM	**27'12.512**	139.7	33.378
Not classified									
		54	**Alberto FERRANDEZ**	SPA	Red Bull Rookies - Spain	KTM	**16'02.972**	142.1	6 laps
		8	**Eddie O'SHEA**	GBR	Red Bull Rookies - Great Britain	KTM	**16'05.195**	141.8	6 laps

Race condition: **Dry**
Air: 23°
Humidity: 56%
Ground: 23°

Pole Position:				
Fastest Lap:	Lap 8	**Marco MORELLI**	**1'45.603**	144.0 Km/h
Best Race Lap:	2017	**Kazuki MASAKI**	**1'45.265**	144.5 Km/h
All Time Lap Record:	2023	**Rico SALMELA**	**1'44.897**	145.0 Km/h

8:35'00		**SIGHTING LAP START**
8:44'58		**WARM UP LAP START**
8:47'28		**RACE START**
8:48'30	-	**No jump starts**
8:55'57	**Shinya EZAWA**	**track limits warning**
9:01'05	Kevin FARKAS	crashed out - Rider OK
9:01'15	Kevin FARKAS	re-joined race
9:05'14	Alberto FERRANDEZ	crashed out - Rider OK
9:05'16	Eddie O'SHEA	entered pits and retired
9:05'33	**Carter THOMPSON**	**track limits warning**
9:12'59	**Guido PINI**	**track limits warning**
9:19'04	**Guido PINI**	**1 position penalty due to exceeding track limit on the last lap**

The results are provisional until the end of the limit for protest and appeals.

Time limit for protest expires 30' after publication of the results - ..... Time: .....

DORNA DATA PROCESSING ,TIMING SERVICE DORNA DATA PROCESSING TIMING SERVICE DORNA DATA PROCESSING TIMING SERVICE DORNA DATA PROCESSING TIMING SERVICE DORNA DATA PROCESSING TIMING SERVICE DORNA DATA PROCESSING TIMING SERVICE DORNA DATA PROCESSING TIMING SERVICE DORNA DATA PROCCEESSS

Misano Adriatico, Sunday, September 10, 2

World Circuit Marco Si

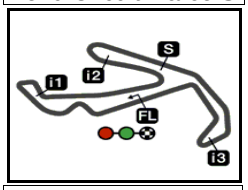

4226 m.

Results and timing service provided by TISSOT

RookiesCup

GRAN PREMIO RED BULL DI SAN MARINO E DELLA RIVIERA

Race Nr.2

Top Speed & Average

	Rider	Nation	Motorcycle	Top 5 speeds					Average	Top
28	**Máximo QUILES**	SPA	KTM	204.5	204.1	203.3	203.3	203.0	203.4	**204.5**
69	**Marcos RUDA**	SPA	KTM	204.1	202.6	202.2	202.2	201.8	202.5	**204.1**
11	**Ruché MOODLEY**	RSA	KTM	203.7	203.0	202.6	201.8	201.8	202.6	**203.7**
27	**Rico SALMELA**	FIN	KTM	203.7	203.7	203.0	203.0	201.8	202.8	**203.7**
14	**Cormac BUCHANAN**	NZE	KTM	203.3	202.6	201.4	201.4	201.4	202.0	**203.3**
47	**Dodo BOGGIO**	ITA	KTM	202.6	201.1	201.1	200.3	200.3	201.1	**202.6**
56	**Kevin FARKAS**	HUN	KTM	202.6	202.2	202.2	201.4	201.4	202.0	**202.6**
81	**Lorenz LUCIANO**	BEL	KTM	201.8	201.8	201.4	201.1	200.3	201.0	**201.8**
93	**Arbi ADITAMA**	INA	KTM	201.8	201.1	200.7	200.3	200.3	200.8	**201.8**
8	**Eddie O'SHEA**	GBR	KTM	201.4	201.4	200.3	200.3	200.3	200.7	**201.4**
83	**Alvaro CARPE**	SPA	KTM	201.4	200.3	200.3	200.3	200.3	200.5	**201.4**
94	**Guido PINI**	ITA	KTM	201.4	200.3	200.0	200.0	199.6	200.3	**201.4**
95	**Marco MORELLI**	ARG	KTM	201.4	201.4	200.7	200.3	200.0	200.8	**201.4**
25	**Alexander ENRIQUEZ**	USA	KTM	201.1	200.3	199.2	198.8	198.5	199.3	**201.1**
12	**Jacob ROULSTONE**	AUS	KTM	200.7	200.7	200.3	200.0	200.0	200.3	**200.7**
18	**Angel PIQUERAS**	SPA	KTM	200.7	199.2	199.2	198.5	197.8	199.1	**200.7**
13	**Hakim DANISH**	MAL	KTM	200.0	199.6	199.6	199.6	198.8	199.5	**200.0**
2	**Amaury MIZERA**	FRA	KTM	199.6	199.2	198.8	198.8	198.5	199.0	**199.6**
23	**Rhys STEPHENSON**	GBR	KTM	199.2	198.5	197.4	197.0	196.7	197.8	**199.2**
50	**Carter THOMPSON**	AUS	KTM	198.8	198.1	197.0	197.0	196.3	197.0	**198.8**
57	**Danial SHAHRIL**	MAL	KTM	198.8	198.5	198.5	198.1	198.1	198.4	**198.8**
5	**Leo RAMMERSTORFER**	AUT	KTM	198.1	197.0	196.7	196.7	196.7	197.0	**198.1**
54	**Alberto FERRANDEZ**	SPA	KTM	197.8	197.0	196.7	196.3	196.3	196.8	**197.8**
88	**Shinya EZAWA**	JPN	KTM	197.0	197.0	196.7	196.7	196.7	196.8	**197.0**
78	**Jakob ROSENTHALER**	AUT	KTM	196.0	195.6	195.2	195.2	195.2	195.4	**196.0**

DORNA DATA PROCESSING ,TIMING SERVICE DORNA DATA PROCESSING TIMING SERVICE DORNA DATA PROCESSING TIMING SERVICE DORNA DATA PROCESSING TIMING SERVICE DORNA DATA PROCESSING TIMING SERVICE DORNA DATA PROCESSING TIMING SERVICE DORNA DATA PROCESSING TIMING SERVICE DORNA DATA PROCCEESSS

Misano Adriatico, Sunday, September 10, 2023

World Circuit Marco Si

4226 m.

Results and timing service provided by TISSOT

RookiesCup

GRAN PREMIO RED BULL DI SAN MARINO E DELLA RIVIERA

Race Nr.2

Fastest Laps Sequence

Lap	Race Time	Rider	Nation	Motorcycle	Time	Km/h	Riders's Lap
2	**3'39.701**	18 **Angel PIQUERAS**	SPA	KTM	**1'46.486**	142.8	2
2	**3'39.926**	11 **Ruché MOODLEY**	RSA	KTM	**1'46.287**	143.1	2
2	**3'40.539**	28 **Máximo QUILES**	SPA	KTM	**1'46.227**	143.2	2
3	**5'25.854**	83 **Alvaro CARPE**	SPA	KTM	**1'45.882**	143.6	3
3	**5'26.394**	28 **Máximo QUILES**	SPA	KTM	**1'45.855**	143.7	3
3	**5'26.927**	94 **Guido PINI**	ITA	KTM	**1'45.805**	143.7	3
4	**7'13.608**	95 **Marco MORELLI**	ARG	KTM	**1'45.657**	143.9	4
8	**14'17.402**	95 **Marco MORELLI**	ARG	KTM	**1'45.603**	144.0	8

DORNA DATA PROCESSING TIMING SERVICE DORNA DATA PROCESSING TIMING SERVICE DORNA DATA PROCESSING TIMING SERVICE DORNA DATA PROCESSING TIMING SERVICE DORNA DATA PROCESSING TIMING SERVICE DORNA DATA PROCESSING TIMING SERVICE DORNA DATA PROCESSING TIMING SERVICE DORNA DATA PROCESSING TIMING SERVICE DORNA DATA PROCCEESSS

World Circuit Marco Si

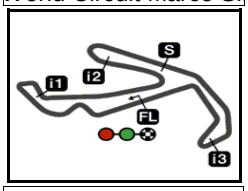

4226 m.

Results and timing service provided by TISSOT

RookiesCup

GRAN PREMIO RED BULL DI SAN MARINO E DELLA RIVIERA

Race Nr.2

Chronological Analysis of Performances

** Lap / Sector time cancelled*
P Crossing the finish line in pit lane
T1 Time from finish line to 1st intermediate
T2 Time from 1st intermed. to 2nd intermed.
T3 Time from 2nd intermed. to 3rd intermed.
T4 Time from 3rd intermediate to finish line

1st 18 Angel PIQUERAS

Red Bull Rookies - Sp SPA
Runs=1 Total laps=15 Full laps=14 Valid laps=14

Lap	Lap Time	T1	T2	T3	T4	Speed
1	1'53.215	34.568	25.461	29.658	23.528	194.2
2	**1'46.486**	28.244	25.186	29.561	23.495	194.2
3	**1'46.171**	27.993	25.210	29.428	23.540	195.2
4	**1'46.835**	28.777	25.315	29.449	23.294	199.2
5	**1'45.742**	28.235	24.963	29.306	23.238	200.7
6	**1'46.150**	28.314	25.041	29.378	23.417	195.6
7	**1'45.866**	28.027	25.126	29.345	23.368	194.5
8	**1'46.037**	27.928	25.224	29.518	23.367	198.5
9	**1'46.127**	28.276	25.125	29.359	23.367	197.8
10	**1'46.189**	28.105	25.236	29.432	23.416	199.2
11	**1'46.071**	28.079	25.158	29.368	23.466	196.0
12	**1'46.117**	28.087	25.177	29.461	23.392	194.5
13	**1'46.100**	28.041	25.185	29.408	23.466	196.0
14	**1'46.183**	28.280	25.136	29.357	23.410	196.0
15	**1'45.845**	28.078	25.121	29.308	23.338	194.9

2nd 28 Máximo QUILES

Red Bull Rookies - Sp SPA
Runs=1 Total laps=15 Full laps=14 Valid laps=14

Lap	Lap Time	T1	T2	T3	T4	Speed
1	1'54.312	35.933	25.255	29.544	23.580	202.6
2	**1'46.227**	28.126	25.021	29.545	23.535	203.0
3	**1'45.855**	28.189	25.049	29.245	23.372	202.6
4	**1'46.204**	28.383	25.056	29.350	23.415	201.4
5	**1'45.666**	28.042	24.928	29.289	23.407	201.1
6	**1'47.359**	28.372	25.977	29.458	23.552	203.0
7	**1'45.898**	28.270	24.894	29.376	23.358	201.4
8	**1'45.754**	28.130	24.892	29.286	23.446	203.0
9	**1'46.171**	28.184	24.889	29.427	23.671	204.5
10	**1'45.898**	28.187	25.004	29.242	23.465	201.1
11	**1'45.749**	28.249	24.926	29.293	23.281	203.3
12	**1'46.387**	28.366	24.969	29.450	23.602	203.0
13	**1'45.850**	28.077	24.856	29.521	23.396	202.2
14	**1'46.189**	28.481	25.021	29.398	23.289	204.1
15	**1'45.624**	28.461	24.729	29.326	23.108	203.3

3rd 83 Alvaro CARPE

Red Bull Rookies - Sp SPA
Runs=1 Total laps=15 Full laps=14 Valid laps=14

Lap	Lap Time	T1	T2	T3	T4	Speed
1	1'53.681	35.083	25.348	29.649	23.601	197.4
2	**1'46.291**	28.237	25.300	29.450	23.304	200.3
3	**1'45.882**	28.122	24.851	29.618	23.291	197.4
4	**1'46.341**	28.392	25.127	29.462	23.360	196.3
5	**1'46.016**	28.291	25.004	29.406	23.315	197.0
6	**1'46.465**	28.263	25.242	29.636	23.324	196.3
7	**1'45.938**	28.101	25.272	29.489	23.076	198.8
8	**1'45.925**	28.158	24.997	29.444	23.326	199.2
9	**1'46.105**	28.539	24.997	29.298	23.271	201.4
10	**1'46.163**	28.232	25.251	29.323	23.357	200.3
11	**1'46.068**	28.311	25.005	29.415	23.337	199.2
12	**1'46.155**	28.231	25.154	29.595	23.175	197.8
13	**1'46.066**	28.165	25.112	29.463	23.326	200.3
14	**1'46.181**	28.435	25.032	29.438	23.276	200.3
15	**1'45.874**	28.404	24.906	29.423	23.141	200.0

4th 27 Rico SALMELA

Red Bull Rookies - Fin FIN
Runs=1 Total laps=15 Full laps=14 Valid laps=14

Lap	Lap Time	T1	T2	T3	T4	Speed
1	1'53.890	34.401	26.019	29.825	23.645	196.7
2	**1'46.626**	28.177	25.044	29.543	23.862	200.3
3	**1'46.078**	28.417	24.913	29.360	23.388	203.7
4	**1'46.513**	28.386	25.011	29.652	23.464	199.2
5	**1'45.742**	28.105	24.854	29.483	23.300	201.8
6	**1'46.216**	28.290	25.088	29.395	23.443	201.1
7	**1'45.737**	28.238	24.851	29.348	23.300	203.0
8	**1'45.960**	28.137	24.906	29.470	23.447	201.8
9	**1'46.076**	28.218	25.011	29.554	23.293	200.7
10	**1'46.242**	28.394	25.057	29.331	23.460	200.3
11	**1'45.879**	28.249	24.979	29.394	23.257	201.1
12	**1'46.284**	28.301	25.125	29.621	23.237	200.0
13	**1'46.551**	28.140	25.301	29.646	23.464	203.7
14	**1'45.975**	28.361	24.844	29.448	23.322	203.0
15	**1'45.825**	28.323	24.855	29.248	23.399	198.1

5th 94 Guido PINI

Red Bull Rookies - Ital ITA
Runs=1 Total laps=15 Full laps=14 Valid laps=10

Lap	Lap Time	T1	T2	T3	T4	Speed
1	1'54.494	35.529	25.615	29.723	23.627	196.7
2	**1'46.628**	28.345	25.433	29.414	23.436	196.0
3	**1'45.805**	28.076	25.144	29.253	23.332	198.1
4	1'46.283 *	28.331	25.090	29.387*	23.475	200.3
5	1'45.995 *	28.312	24.992	29.355	23.336*	200.0
6	**1'46.147**	28.212	25.021	29.419	23.495	199.6
7	**1'46.044**	28.265	24.982	29.277	23.520	198.1
8	**1'45.695**	28.023	24.894	29.282	23.496	197.8
9	**1'45.832**	28.217	24.917	29.373	23.325	198.8
10	**1'46.327**	28.455	25.175	29.373	23.324	198.8
11	**1'46.076**	28.178	25.118	29.502	23.278	201.4
12	**1'46.304**	28.258	24.980	29.522	23.544	197.0
13	**1'45.683**	28.040	24.963	29.350	23.330	198.8
14	1'46.178 *	28.328	25.119	29.436	23.295*	200.0
15	1'45.924 *	28.322	25.063	29.330	23.209*	197.4

Fastest Lap:	Marco MORELLI	Red Bull Rookies - Ar	ARG	**1'45.603**	28.006	25.020	29.205	23.372

DORNA DATA PROCESSING TIMING SERVICE DORNA DATA PROCESSING TIMING SERVICE DORNA DATA PROCESSING TIMING SERVICE DORNA DATA PROCESSING TIMING SERVICE DORNA DATA PROCESSING TIMING SERVICE DORNA DATA PROCESSING TIMING SERVICE DORNA DATA PROCESSING TIMING SERVICE DORNA DATA PROCCEESSS

Misano Adriatico, Sunday, September 10, 20

6th 11 Ruché MOODLEY
Red Bull Rookies - So RSA
Runs=1 Total laps=15 Full laps=14 Valid laps=14

Lap	Lap Time	T1	T2	T3	T4	Speed
1	1'53.639	34.809	25.395	29.813	23.622	197.0
2	**1'46.287**	28.099	25.213	29.619	23.356	200.7
3	**1'46.244**	28.050	25.488	29.379	23.327	201.4
4	**1'46.581**	28.294	25.002	29.894	23.391	199.2
5	**1'45.778**	28.033	24.909	29.459	23.377	199.2
6	**1'46.320**	28.337	25.022	29.614	23.347	201.4
7	**1'45.719**	28.044	24.961	29.523	23.191	198.5
8	**1'45.817**	28.094	24.817	29.572	23.334	197.4
9	**1'46.120**	28.154	25.125	29.498	23.343	197.8
10	**1'46.175**	28.045	24.970	29.789	23.371	197.4
11	**1'46.486**	28.333	25.404	29.554	23.195	203.0
12	**1'46.465**	28.538	24.958	29.563	23.406	201.8
13	**1'46.033**	28.150	24.826	29.547	23.510	202.6
14	**1'46.217**	28.341	24.895	29.476	23.505	203.7
15	**1'46.042**	28.338	24.846	29.407	23.451	201.8

7th 14 Cormac BUCHANA
Red Bull Rookies - Ne NZE
Runs=1 Total laps=15 Full laps=14 Valid laps=13

Lap	Lap Time	T1	T2	T3	T4	Speed
1	1'54.600	36.143	25.420	29.467	23.570	196.0
2	**1'46.556**	28.394	25.258	29.569	23.335	198.5
3	**1'45.848**	28.160	25.148	29.274	23.266	200.7
4	**1'46.510**	28.146	25.328	29.399	23.637	200.7
5	**1'45.860**	28.221	24.877	29.413	23.349	201.4
6	**1'46.445**	28.166	25.012	29.774	23.493	201.4
7	**1'45.867**	28.162	25.043	29.246	23.416	200.7
8	**1'46.016**	28.253	25.200	29.343	23.220	198.8
9	**1'46.075**	28.173	25.078	29.292	23.532	200.7
10	**1'46.132**	28.172	25.283	29.458	23.219	196.3
11	1'45.813 *	27.927	24.971	29.427	23.488*	202.6
12	**1'46.084**	28.448	24.911	29.309	23.416	203.3
13	**1'46.079**	28.155	25.000	29.500	23.424	201.4
14	**1'46.178**	28.360	25.162	29.301	23.355	199.6
15	**1'45.924**	28.216	24.941	29.370	23.397	200.7

8th 69 Marcos RUDA
Red Bull Rookies - Sp SPA
Runs=1 Total laps=15 Full laps=14 Valid laps=12

Lap	Lap Time	T1	T2	T3	T4	Speed
1	1'54.037	35.273	25.371	29.736	23.657	200.0
2	**1'46.404**	28.193	25.109	29.498	23.604	199.6
3	**1'46.040**	28.047	25.192	29.438	23.363	200.3
4	1'46.471 *	28.599	25.004	29.439*	23.429	202.2
5	**1'46.060**	28.392	24.941	29.503	23.224	199.2
6	**1'46.149**	28.276	25.023	29.476	23.374	200.7
7	1'46.121 *	28.309	24.848	29.439	23.525*	201.4
8	**1'45.948**	27.980	24.855	29.418	23.695	201.8
9	**1'46.408**	28.367	24.929	29.445	23.667	201.4
10	**1'45.845**	28.184	25.010	29.260	23.391	202.2
11	**1'46.192**	28.225	24.928	29.537	23.502	204.1
12	**1'46.241**	28.226	25.027	29.571	23.417	202.6
13	**1'46.289**	28.509	24.911	29.321	23.548	201.4
14	**1'45.939**	28.298	24.983	29.341	23.317	201.8
15	**1'46.102**	28.233	25.215	29.375	23.279	201.4

9th 93 Arbi ADITAMA
Red Bull Rookies - Ind INA
Runs=1 Total laps=15 Full laps=14 Valid laps=14

Lap	Lap Time	T1	T2	T3	T4	Speed
1	1'55.693	36.382	25.452	29.918	23.941	199.6
2	**1'46.665**	28.293	25.055	29.734	23.583	200.7
3	**1'46.200**	28.228	25.052	29.630	23.290	200.3
4	**1'46.705**	28.078	25.024	29.723	23.880	201.1
5	**1'45.832**	27.899	25.095	29.514	23.324	199.2
6	**1'45.986**	27.982	25.026	29.596	23.382	198.1
7	**1'45.990**	28.025	25.049	29.659	23.257	197.4
8	**1'45.865**	27.898	25.161	29.516	23.290	197.8
9	**1'45.771**	27.902	25.003	29.519	23.347	198.8
10	**1'45.817**	28.034	25.089	29.534	23.160	200.3
11	**1'45.784**	28.009	24.998	29.507	23.270	201.8
12	**1'46.134**	28.233	25.014	29.659	23.228	200.0
13	**1'46.097**	28.388	24.998	29.435	23.276	199.2
14	**1'46.249**	28.068	25.360	29.505	23.316	200.0
15	**1'45.620**	27.890	25.012	29.401	23.317	200.3

10th 12 Jacob ROULSTONE
Red Bull Rookies - Au AUS
Runs=1 Total laps=15 Full laps=14 Valid laps=13

Lap	Lap Time	T1	T2	T3	T4	Speed
1	1'54.918	35.742	25.422	30.015	23.739	196.7
2	1'46.684 *	28.361	25.239	29.525	23.559*	199.2
3	**1'46.306**	28.144	25.309	29.427	23.426	197.4
4	**1'45.880**	28.029	25.180	29.329	23.342	200.0
5	**1'46.157**	28.304	25.120	29.332	23.401	200.3
6	**1'46.088**	28.132	25.057	29.404	23.495	199.2
7	**1'45.926**	28.258	24.930	29.424	23.314	198.5
8	**1'46.004**	28.161	25.097	29.438	23.308	199.6
9	**1'46.088**	28.381	24.997	29.365	23.345	199.6
10	**1'46.373**	28.205	25.164	29.563	23.441	200.7
11	**1'45.698**	27.943	25.047	29.444	23.264	200.7
12	**1'46.098**	28.341	24.923	29.376	23.458	200.0
13	**1'46.122**	28.366	24.957	29.352	23.447	199.6
14	**1'46.486**	28.382	25.175	29.370	23.559	199.2
15	**1'45.934**	28.131	25.052	29.457	23.294	198.8

11th 81 Lorenz LUCIANO
Red Bull Rookies - Bel BEL
Runs=1 Total laps=15 Full laps=14 Valid laps=13

Lap	Lap Time	T1	T2	T3	T4	Speed
1	1'55.325	36.489	25.547	29.777	23.512	200.3
2	**1'46.412**	28.487	25.090	29.527	23.308	201.1
3	**1'46.346**	28.216	25.249	29.562	23.319	198.5
4	**1'45.908**	28.218	25.015	29.465	23.210	199.6
5	**1'46.016**	28.303	24.769	29.642	23.302	200.3
6	**1'46.137**	28.307	24.940	29.527	23.363	199.2
7	**1'46.024**	28.301	24.934	29.500	23.289	199.6
8	**1'45.925**	28.097	25.083	29.499	23.246	200.3
9	**1'45.806**	28.068	24.948	29.422	23.368	198.5
10	**1'46.126**	28.192	25.095	29.730	23.109	194.5
11	**1'45.769**	28.098	25.037	29.258	23.376	201.8
12	**1'46.315**	28.267	24.756	29.791	23.501	201.8
13	**1'45.953**	28.048	24.955	29.400	23.550	201.4
14	**1'46.221**	28.331	25.026	29.618	23.246	199.6
15	1'46.598 *	28.207	25.056	30.072*	23.263	197.4

12th 47 Dodo BOGGIO
Red Bull Rookies - Ital ITA
Runs=1 Total laps=15 Full laps=14 Valid laps=13

Lap	Lap Time	T1	T2	T3	T4	Speed
1	1'56.032	36.841	25.557	29.899	23.735	197.8
2	**1'46.503**	28.437	25.057	29.559	23.450	200.0

Fastest Lap: Marco MORELLI Red Bull Rookies - Ar ARG **1'45.603** 28.006 25.020 29.205 23.372

DORNA DATA PROCESSING TIMING SERVICE DORNA DATA PROCESSING TIMING SERVICE DORNA DATA PROCESSING TIMING SERVICE DORNA DATA PROCESSING TIMING SERVICE DORNA DATA PROCESSING TIMING SERVICE DORNA DATA PROCESSING TIMING SERVICE DORNA DATA PROCESSING TIMING SERVICE DORNA DATA PROCCEESSS

Lap	Lap Time	T1	T2	T3	T4	Speed
3	**1'46.175**	28.506	24.963	29.452	23.254	200.3
4	**1'46.199**	28.108	24.949	29.640	23.502	201.1
5	**1'45.993**	28.075	24.999	29.581	23.338	198.1
6	**1'46.320**	28.289	25.078	29.564	23.389	202.6
7	**1'45.962**	28.170	24.952	29.583	23.257	199.6
8	**1'45.808**	27.998	25.044	29.548	23.218	198.1
9	**1'46.067**	28.148	24.868	29.732	23.319	197.4
10	**1'45.928**	28.198	25.020	29.449	23.261	199.6
11	**1'45.892**	28.155	24.907	29.534	23.296	199.6
12	**1'45.708**	28.128	24.961	29.390	23.229	200.3
13	**1'46.158**	28.412	24.948	29.545	23.253	201.1
14	1'46.398 *	28.254	25.311	29.521*	23.312	199.2
15	**1'45.895**	28.077	25.061	29.504	23.253	199.2

13th 95 Marco MORELLI
Red Bull Rookies - Ar ARG
Runs=1 Total laps=15 Full laps=14 Valid laps=12

Lap	Lap Time	T1	T2	T3	T4	Speed
1	1'55.095	36.033	25.415	29.963	23.684	198.8
2	1'46.569 *	28.273	25.231	29.558	23.507*	198.8
3	**1'46.287**	28.402	25.121	29.404	23.360	200.7
4	**1'45.657**	28.099	24.986	29.240	23.332	198.1
5	**1'46.037**	28.231	24.976	29.359	23.471	199.2
6	1'46.233 *	27.998	24.943	29.613*	23.679	199.2
7	**1'45.921**	28.211	25.091	29.303	23.316	200.3
8	**1'45.603**	28.006	25.020	29.205	23.372	197.8
9	**1'46.153**	28.302	24.974	29.395	23.482	200.0
10	**1'46.028**	28.171	24.957	29.523	23.377	197.4
11	**1'46.440**	28.374	25.371	29.404	23.291	198.1
12	**1'46.334**	28.266	25.115	29.493	23.460	201.4
13	**1'46.314**	28.334	25.392	29.294	23.294	201.4
14	**1'46.866**	28.159	25.479	29.632	23.596	199.2
15	**1'46.069**	28.045	25.191	29.307	23.526	197.4

14th 13 Hakim DANISH
Red Bull Rookies - Ma MAL
Runs=1 Total laps=15 Full laps=14 Valid laps=13

Lap	Lap Time	T1	T2	T3	T4	Speed
1	1'54.983	36.279	25.439	29.785	23.480	198.5
2	**1'47.128**	28.528	25.167	29.831	23.602	199.6
3	**1'46.254**	28.061	25.216	29.518	23.459	199.6
4	**1'45.974**	28.041	25.064	29.609	23.260	198.8
5	**1'46.481**	28.049	25.000	30.047	23.385	198.1
6	**1'46.636**	27.951	25.540	29.840	23.305	199.6
7	**1'46.117**	28.190	24.993	29.636	23.298	200.0
8	**1'45.921**	27.930	25.025	29.612	23.354	198.1
9	**1'46.057**	27.970	25.167	29.518	23.402	198.5
10	**1'45.982**	28.038	25.072	29.501	23.371	198.1
11	**1'45.980**	27.796	25.243	29.585	23.356	198.5
12	**1'45.923**	28.047	25.132	29.465	23.279	198.5
13	1'46.521 *	27.978	25.240	29.723	23.580*	198.1
14	**1'46.521**	28.087	25.428	29.529	23.477	197.8
15	**1'46.950**	28.155	25.298	29.853	23.644	194.9

15th 50 Carter THOMPSON
Red Bull Rookies - Au AUS
Runs=1 Total laps=15 Full laps=14 Valid laps=11

Lap	Lap Time	T1	T2	T3	T4	Speed
1	1'56.061	36.733	25.672	29.839	23.817	198.1
2	**1'47.933**	29.179	25.553	29.705	23.496	198.8
3	1'46.632 *	28.222	25.411	29.566	23.433*	196.3
4	1'46.570 *	28.111	25.245	29.619	23.595*	197.0
5	**1'46.391**	28.063	25.137	29.660	23.531	195.2
6	**1'46.225**	28.099	25.084	29.541	23.501	197.0
7	**1'46.400**	28.169	25.102	29.647	23.482	196.3
8	**1'46.270**	28.144	25.089	29.516	23.521	196.3
9	**1'46.767**	28.336	25.162	29.641	23.628	195.6
10	1'46.744 *	28.085	25.272	29.705*	23.682*	194.9
11	**1'46.988**	28.278	25.340	29.791	23.579	194.5
12	**1'46.958**	28.252	25.225	29.730	23.751	196.3
13	**1'47.185**	28.144	25.653	29.788	23.600	195.6
14	**1'46.829**	28.223	25.349	29.625	23.632	194.9
15	**1'46.776**	28.261	25.193	29.673	23.649	194.5

16th 78 Jakob ROSENTHAL
Red Bull Rookies - Au AUT
Runs=1 Total laps=15 Full laps=14 Valid laps=12

Lap	Lap Time	T1	T2	T3	T4	Speed
1	1'56.176	36.690	25.603	30.105	23.778	194.2
2	**1'47.729**	29.193	25.313	29.697	23.526	195.2
3	**1'47.037**	28.523	25.445	29.654	23.415	195.2
4	**1'46.593**	28.079	25.297	29.723	23.494	194.5
5	1'46.363 *	28.106	25.203	29.684*	23.370	195.6
6	**1'46.167**	28.072	25.202	29.547	23.346	196.0
7	**1'46.401**	28.135	25.177	29.668	23.421	195.2
8	**1'47.353**	28.192	25.844	29.691	23.626	193.8
9	**1'46.682**	28.211	25.316	29.595	23.560	194.2
10	**1'46.734**	28.093	25.384	29.636	23.621	193.8
11	**1'46.893**	28.179	25.520	29.722	23.472	193.8
12	**1'46.790**	28.206	25.260	29.752	23.572	193.8
13	**1'46.508**	28.048	25.315	29.714	23.431	194.5
14	**1'46.645**	28.221	25.289	29.613	23.522	195.2
15	1'46.727 *	28.385	25.214	29.604	23.524*	194.9

17th 2 Amaury MIZERA
Red Bull Rookies - Fr FRA
Runs=1 Total laps=15 Full laps=14 Valid laps=13

Lap	Lap Time	T1	T2	T3	T4	Speed
1	1'56.501	36.998	25.499	30.031	23.973	198.8
2	**1'47.844**	29.048	25.309	29.809	23.678	198.8
3	**1'46.828**	28.385	25.254	29.673	23.516	197.8
4	**1'46.659**	28.130	25.181	29.668	23.680	197.4
5	**1'47.576**	28.445	25.939	29.591	23.601	197.8
6	**1'46.545**	28.176	25.179	29.610	23.580	198.1
7	**1'46.693**	28.227	25.249	29.724	23.493	196.7
8	**1'46.292**	28.178	25.179	29.528	23.407	196.7
9	**1'46.546**	28.163	25.236	29.640	23.507	198.5
10	**1'46.645**	28.198	25.175	29.657	23.615	199.2
11	**1'46.636**	28.167	25.222	29.610	23.637	199.6
12	**1'46.731**	28.226	25.250	29.610	23.645	197.4
13	**1'46.771**	28.350	25.233	29.658	23.530	197.0
14	1'46.421 *	28.103	25.213	29.554	23.551*	197.8
15	**1'46.667**	28.207	25.271	29.707	23.482	195.6

18th 57 Danial SHAHRIL
Red Bull Rookies - Ma MAL
Runs=1 Total laps=15 Full laps=14 Valid laps=14

Lap	Lap Time	T1	T2	T3	T4	Speed
1	1'57.110	37.293	26.207	29.739	23.871	196.0
2	**1'47.524**	28.600	25.462	29.779	23.683	198.8
3	**1'47.043**	28.499	25.409	29.608	23.527	198.5
4	**1'46.599**	28.309	25.327	29.494	23.469	198.1
5	**1'46.627**	28.336	25.272	29.529	23.490	197.4
6	**1'46.238**	28.070	25.244	29.462	23.462	197.8

Fastest Lap:	Marco MORELLI	Red Bull Rookies - Ar ARG	**1'45.603**	28.006	25.020	29.205	23.372

DORNA DATA PROCESSING TIMING SERVICE DORNA DATA PROCESSING TIMING SERVICE DORNA DATA PROCESSING TIMING SERVICE DORNA DATA PROCESSING TIMING SERVICE DORNA DATA PROCESSING TIMING SERVICE DORNA DATA PROCESSING TIMING SERVICE DORNA DATA PROCESSING TIMING SERVICE DORNA DATA PROCCEESSS

Lap	Lap Time	T1	T2	T3	T4	Speed
7	1'46.605	28.203	25.277	29.644	23.481	195.6
8	1'46.531	28.177	25.294	29.628	23.432	195.6
9	1'47.012	28.237	25.625	29.683	23.467	196.3
10	1'46.516	28.155	25.235	29.658	23.468	196.0
11	1'46.618	28.238	25.254	29.706	23.420	197.0
12	1'46.556	28.201	25.140	29.791	23.424	197.4
13	1'46.533	28.279	25.291	29.614	23.349	197.4
14	1'46.865	28.321	25.223	29.719	23.602	198.5
15	1'47.201	28.350	25.573	29.794	23.484	198.1

19th 56 Kevin FARKAS
Red Bull Rookies - Hu HUN
Runs=1 Total laps=15 Full laps=14 Valid laps=14

Lap	Lap Time	T1	T2	T3	T4	Speed
1	1'57.167	37.411	26.337	29.759	23.660	199.2
2	1'47.305	28.664	25.256	29.738	23.647	202.2
3	1'46.769	28.409	25.255	29.782	23.323	202.6
4	1'46.563	28.249	25.154	29.704	23.456	200.0
5	1'46.394	28.188	25.112	29.735	23.359	202.2
6	1'46.199	28.163	25.051	29.542	23.443	201.4
7	1'46.225	28.357	25.044	29.598	23.226	200.3
8	2'04.070	28.183	41.804	30.372	23.711	196.3
9	1'47.920	28.655	25.764	29.804	23.697	196.7
10	1'46.998	28.389	25.301	29.715	23.593	197.8
11	1'46.424	28.150	25.195	29.583	23.496	198.1
12	1'46.301	28.189	25.278	29.535	23.299	201.4
13	1'47.707	28.562	25.426	29.817	23.902	197.4
14	1'47.561	28.417	25.471	29.941	23.732	197.0
15	1'47.766	28.412	25.454	30.060	23.840	195.6

20th 25 Alexander ENRIQUE
Red Bull Rookies - Un USA
Runs=1 Total laps=15 Full laps=14 Valid laps=13

Lap	Lap Time	T1	T2	T3	T4	Speed
1	1'58.821	38.038	26.481	30.221	24.081	201.1
2	1'48.406	29.193	25.557	29.835	23.821	200.3
3	1'47.948	28.894	25.577	29.572	23.905	198.8
4	1'48.145	28.710	25.936	29.693	23.806	197.4
5	1'48.174	28.451	25.966	29.847	23.910	198.5
6	1'48.752 *	28.681	25.683	30.159	24.229*	197.0
7	1'47.776	28.530	25.570	29.826	23.850	198.5
8	1'47.807	28.652	25.595	29.720	23.840	196.0
9	1'48.574	28.628	26.281	29.974	23.691	197.0
10	1'47.776	28.617	25.672	29.751	23.736	197.0
11	1'47.802	28.617	25.806	29.663	23.716	197.0
12	1'47.838	28.657	25.838	29.625	23.718	198.5
13	1'48.313	28.807	25.952	29.705	23.849	198.1
14	1'48.128	29.110	25.602	29.738	23.678	199.2
15	1'47.345	28.352	25.468	29.837	23.688	195.2

21st 5 Leo RAMMERSTOR
Red Bull Rookies - Au AUT
Runs=1 Total laps=15 Full laps=14 Valid laps=12

Lap	Lap Time	T1	T2	T3	T4	Speed
1	1'58.673	37.528	26.499	30.242	24.404	194.5
2	1'48.867	28.827	25.923	30.158	23.959	196.7
3	1'48.502 *	28.751	25.896	29.950	23.905*	197.0
4	1'48.178	28.780	25.697	29.955	23.746	196.7
5	1'47.993	28.544	25.624	30.035	23.790	198.1
6	1'48.227	28.685	25.443	30.105	23.994	194.9
7	1'48.191	28.706	25.616	29.980	23.889	194.5
8	1'47.971	28.451	25.812	30.009	23.699	193.2
9	1'48.110	28.354	25.792	30.183	23.781	194.2
10	1'48.198 *	28.606	25.601	29.961	24.030*	194.2
11	1'48.002	28.628	25.718	29.919	23.737	194.2
12	1'47.467	28.457	25.528	29.827	23.655	194.5
13	1'47.886	28.662	25.690	29.798	23.736	196.7
14	1'47.730	28.680	25.602	29.804	23.644	193.5
15	1'47.835	28.302	25.585	30.232	23.716	191.8

22nd 23 Rhys STEPHENSON
Red Bull Rookies - Gr GBR
Runs=1 Total laps=15 Full laps=14 Valid laps=13

Lap	Lap Time	T1	T2	T3	T4	Speed
1	1'58.693	37.890	26.438	30.158	24.207	198.5
2	1'48.242	28.989	25.585	29.828	23.840	197.4
3	1'48.463 *	29.059	25.787	29.795	23.822*	197.0
4	1'48.010	28.701	25.681	29.887	23.741	196.7
5	1'48.026	28.600	25.533	29.868	24.025	194.5
6	1'48.420	28.989	25.528	29.961	23.942	194.5
7	1'48.072	28.738	25.564	29.872	23.898	194.5
8	1'48.030	28.564	26.133	29.672	23.661	194.5
9	1'48.377	28.781	25.733	30.086	23.777	192.1
10	1'48.167	28.559	25.762	29.964	23.882	193.8
11	1'47.736	28.641	25.638	29.843	23.614	193.5
12	1'47.754	28.653	25.485	29.948	23.668	194.2
13	1'48.338	28.782	25.883	30.085	23.588	199.2
14	1'48.238	29.165	25.508	29.916	23.649	195.6
15	1'47.495	28.511	25.376	29.878	23.730	195.6

23rd 88 Shinya EZAWA
Red Bull Rookies - Ja JPN
Runs=1 Total laps=15 Full laps=14 Valid laps=10

Lap	Lap Time	T1	T2	T3	T4	Speed
1	1'58.379	37.731	26.501	30.039	24.108	196.7
2	1'48.572 *	28.796	25.849	29.915*	24.012	194.5
3	1'48.682 *	28.888	26.128	29.788	23.878*	197.0
4	1'48.309 *	28.720	25.871	29.858	23.860*	194.5
5	1'48.159	28.555	25.800	29.873	23.931	194.9
6	1'48.604	28.617	25.819	30.046	24.122	196.7
7	1'48.102	28.628	25.580	29.965	23.929	195.6
8	1'48.043	28.522	25.772	29.919	23.830	194.2
9	1'48.220	28.381	25.885	30.142	23.812	193.5
10	1'47.916	28.444	25.647	29.906	23.919	194.9
11	1'48.160	28.787	25.672	29.855	23.846	196.7
12	1'47.834 *	28.464	25.628	29.917	23.825*	194.5
13	1'48.119	28.447	25.671	29.983	24.018	194.5
14	1'47.821	28.550	25.591	29.818	23.862	197.0
15	1'47.592	28.454	25.518	29.805	23.815	194.5

24th 54 Alberto FERRANDE
Red Bull Rookies - Sp SPA
Runs=1 Total laps=9 Full laps=8 Valid laps=7

Lap	Lap Time	T1	T2	T3	T4	Speed
1	1'53.269	34.968	25.149	29.745	23.407	194.5
2	1'46.491	28.296	25.157	29.576	23.462	195.6
3	1'46.097	28.028	25.165	29.517	23.387	194.5
4	1'46.389	28.467	25.205	29.455	23.262	196.0
5	1'46.461 *	28.118	25.313	29.671*	23.359	197.0
6	1'46.253	28.269	24.944	29.722	23.318	196.3
7	1'45.952	28.031	25.006	29.656	23.259	196.3
8	1'45.964	28.141	24.944	29.407	23.472	197.8
9	1'46.096	28.281	24.985	29.644	23.186	196.7
	unfinished	28.013	24.890	29.283		195.6

Fastest Lap: Marco MORELLI Red Bull Rookies - Ar ARG **1'45.603** 28.006 25.020 29.205 23.372

DORNA DATA PROCESSING TIMING SERVICE DORNA DATA PROCESSING TIMING SERVICE DORNA DATA PROCESSING TIMING SERVICE DORNA DATA PROCESSING TIMING SERVICE DORNA DATA PROCESSING TIMING SERVICE DORNA DATA PROCESSING TIMING SERVICE DORNA DATA PROCESSING TIMING SERVICE DORNA DATA PROCCEESSS

Lap	Lap Time	T1	T2	T3	T4	Speed	Lap	Lap Time	T1	T2	T3	T4	Speed

25th **8** **Eddie O'SHEA** Red Bull Rookies - Gr GBR

Runs=1 Total laps=9 Full laps=8 Valid laps=8

1	1'55.758	36.579	25.567	29.873	23.739	199.6
2	**1'46.650**	28.408	25.063	29.641	23.538	201.4
3	**1'46.633**	28.322	25.405	29.561	23.345	200.3
4	**1'46.287**	28.128	25.249	29.444	23.466	198.8
5	**1'45.885**	28.009	25.119	29.457	23.300	200.0
6	**1'46.128**	28.100	25.108	29.536	23.384	201.4
7	**1'45.943**	28.205	24.989	29.523	23.226	200.3
8	**1'45.890**	28.019	25.036	29.597	23.238	200.3
9	**1'46.021**	28.113	24.891	29.691	23.326	198.5
	PIT	28.237	26.278	30.609	18.459	192.1

Fastest Lap:	Marco MORELLI	Red Bull Rookies - Ar	ARG	**1'45.603**	28.006	25.020	29.205	23.372

DORNA DATA PROCESSING TIMING SERVICE DORNA DATA PROCESSING TIMING SERVICE DORNA DATA PROCESSING TIMING SERVICE DORNA DATA PROCESSING TIMING SERVICE DORNA DATA PROCESSING TIMING SERVICE DORNA DATA PROCESSING TIMING SERVICE DORNA DATA PROCESSING TIMING SERVICE DORNA DATA PROCCEESSS

World Circuit Marco Si

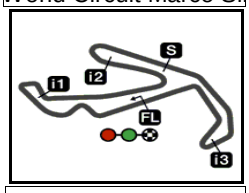

4226 m.

Results and timing service provided by TISSOT

RookiesCup

GRAN PREMIO RED BULL DI SAN MARINO E DELLA RIVIERA

Official Starting Grid

Race : 15 laps = 63.39 km

1	**1** 1'44.897 **27 Rico SALMELA** KTM	**2** 1'45.003 **18 Angel PIQUERAS** KTM	**3** 1'45.412 **83 Alvaro CARPE** KTM
2	**4** 1'45.444 **54 Alberto FERRANDEZ** KTM	**5** 1'45.603 **11 Ruché MOODLEY** KTM	**6** 1'45.696 **69 Marcos RUDA** KTM
3	**7** 1'45.712 **12 Jacob ROULSTONE** KTM	**8** 1'45.838 **95 Marco MORELLI** KTM	**9** 1'46.002 **94 Guido PINI** KTM
4	**10** 1'46.064 **14 Cormac BUCHANAN** KTM	**11** 1'46.367 **28 Máximo QUILES** KTM	**12** 1'46.616 **81 Lorenz LUCIANO** KTM
5	**13** 1'46.660 **13 Hakim DANISH** KTM	**14** 1'46.674 **93 Arbi ADITAMA** KTM	**15** 1'46.765 **78 Jakob ROSENTHALER** KTM
6	**16** 1'46.782 **56 Kevin FARKAS** KTM	**17** 1'46.926 **57 Danial SHAHRIL** KTM	**18** 1'46.973 **8 Eddie O'SHEA** KTM
7	**19** 1'46.973 **47 Dodo BOGGIO** KTM	**20** 1'47.028 **50 Carter THOMPSON** KTM	**21** 1'47.043 **5 Leo RAMMERSTORFER** KTM
8	**22** 1'47.214 **2 Amaury MIZERA** KTM	**23** 1'47.653 **88 Shinya EZAWA** KTM	**24** 1'47.848 **25 Alexander ENRIQUEZ** KTM

The results are provisional until the end of the limit for protest and appeals and until the ratification of the Event Management Committee.

Time limit for protest expires 60' at the latest after publication of the results - . ..... Time: .....

DORNA DATA PROCESSING TIMING SERVICE DORNA DATA PROCESSING TIMING SERVICE DORNA DATA PROCESSING TIMING SERVICE DORNA DATA PROCESSING TIMING SERVICE DORNA DATA PROCESSING TIMING SERVICE DORNA DATA PROCESSING TIMING SERVICE DORNA DATA PROCESSING TIMING SERVICE DORNA DATA PROCCEESSS

World Circuit Marco Si

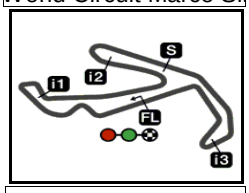

4226 m.

Results and timing service provided by TISSOT

RookiesCup

GRAN PREMIO RED BULL DI SAN MARINO E DELLA RIVIERA

Official Starting Grid

Race : 15 laps = 63.39 km

9

25
1'48.324
23 Rhys STEPHENSON
KTM

The results are provisional until the end of the limit for protest and appeals and until the ratification of the Event Management Committee.
Time limit for protest expires 60' at the latest after publication of the results - . ..... Time: .....

DORNA DATA PROCESSING TIMING SERVICE DORNA DATA PROCESSING TIMING SERVICE DORNA DATA PROCESSING TIMING SERVICE DORNA DATA PROCESSING TIMING SERVICE DORNA DATA PROCESSING TIMING SERVICE DORNA DATA PROCESSING TIMING SERVICE DORNA DATA PROCESSING TIMING SERVICE DORNA DATA PROCCEESSS

World Circuit Marco Si

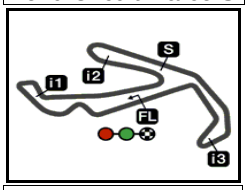

4226 m.

Results and timing service provided by TISSOT

RookiesCup

GRAN PREMIO RED BULL DI SAN MARINO E DELLA RIVIERA

Race Nr.2

Lap Chart

Pos	1	2	3	4	5	6	7	8	9	10	11	12	13	14	15	16	17	18	19	20	21	22	23	24	25
Grid	27	18	83	54	11	69	12	95	94	14	28	81	13	93	78	56	57	8	47	50	5	2	88	25	23
Laps 1	18	54	11	83	27	69	28	94	14	12	13	95	81	93	8	47	50	78	2	57	56	88	5	23	25
2	18	54	11	83	69	27	28	94	14	12	95	81	13	93	8	47	78	50	2	56	57	23	88	25	5
3	83	54	18	11	28	69	27	94	14	12	95	81	13	93	47	8	50	78	2	56	57	25	23	88	5
4	83	54	28	18	11	69	27	94	14	95	12	81	13	47	93	8	50	78	56	2	57	25	23	88	5
5	83	28	18	11	54	27	69	94	14	95	12	81	13	47	93	8	50	78	56	57	2	23	25	88	5
6	18	83	11	54	27	69	94	28	14	95	12	81	93	47	8	13	50	78	56	57	2	23	25	5	88
7	18	11	83	27	54	69	94	28	14	95	12	81	93	47	8	13	50	78	56	57	2	23	25	5	88
8	11	18	83	27	54	94	69	28	95	14	12	81	93	47	8	13	50	78	57	2	25	23	5	88	56
9	11	18	83	27	94	54	28	95	69	14	81	12	93	47	8	13	50	78	57	2	23	25	5	88	56
10	11	83	18	27	94	28	69	95	14	81	12	93	47	13	50	78	57	2	25	23	5	88	56		
11	83	18	27	28	11	94	69	14	81	95	12	93	47	13	50	78	57	2	25	23	5	88	56		
12	18	83	27	28	94	11	14	69	81	12	95	93	47	13	50	78	57	2	25	23	56	5	88		
13	83	18	94	28	11	27	14	81	69	12	93	95	47	13	50	78	57	2	56	25	5	23	88		
14	83	18	94	28	27	11	14	69	81	93	12	47	95	13	50	78	57	2	56	5	25	23	88		
15	18	28	83	94	27	11	14	69	93	12	81	47	95	13	50	78	2	57	56	25	5	23	88		

Winner Lapped rider

DORNA DATA PROCESSING -TIMING SERVICE DORNA DATA PROCESSING TIMING SERVICE DORNA DATA PROCESSING TIMING SERVICE DORNA DATA PROCESSING TIMING SERVICE DORNA DATA PROCESSING TIMING SERVICE DORNA DATA PROCESSING TIMING SERVICE DORNA DATA PROCESSING TIMING SERVICE DORNA DATA PROCCEESSS

World Circuit Marco Si

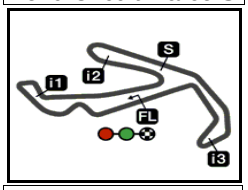

4226 m.

Results and timing service provided by TISSOT

RookiesCup

GRAN PREMIO RED BULL DI SAN MARINO E DELLA RIVIERA

Race Nr.2

Fastest Lap of Each Rider

		Rider	Nation	Team	Motorcycle	Time	Lap	Total	Gap	
1	95	**Marco MORELLI**	ARG	Red Bull Rookies - Argentina	KTM	**1'45.603**	8	15		
2	93	**Arbi ADITAMA**	INA	Red Bull Rookies - Indonesia	KTM	**1'45.620**	15	15	0.017	0.017
3	28	**Máximo QUILES**	SPA	Red Bull Rookies - Spain	KTM	**1'45.624**	15	15	0.021	0.004
4	94	**Guido PINI**	ITA	Red Bull Rookies - Italy	KTM	**1'45.683**	13	15	0.080	0.059
5	12	**Jacob ROULSTONE**	AUS	Red Bull Rookies - Australia	KTM	**1'45.698**	11	15	0.095	0.015
6	47	**Dodo BOGGIO**	ITA	Red Bull Rookies - Italy	KTM	**1'45.708**	12	15	0.105	0.010
7	11	**Ruché MOODLEY**	RSA	Red Bull Rookies - South Africa	KTM	**1'45.719**	7	15	0.116	0.011
8	27	**Rico SALMELA**	FIN	Red Bull Rookies - Finland	KTM	**1'45.737**	7	15	0.134	0.018
9	18	**Angel PIQUERAS**	SPA	Red Bull Rookies - Spain	KTM	**1'45.742**	5	15	0.139	0.005
10	81	**Lorenz LUCIANO**	BEL	Red Bull Rookies - Belgium	KTM	**1'45.769**	11	15	0.166	0.027
11	69	**Marcos RUDA**	SPA	Red Bull Rookies - Spain	KTM	**1'45.845**	10	15	0.242	0.076
12	14	**Cormac BUCHANAN**	NZE	Red Bull Rookies - New Zealand	KTM	**1'45.848**	3	15	0.245	0.003
13	83	**Alvaro CARPE**	SPA	Red Bull Rookies - Spain	KTM	**1'45.874**	15	15	0.271	0.026
14	8	**Eddie O'SHEA**	GBR	Red Bull Rookies - Great Britain	KTM	**1'45.885**	5	9	0.282	0.011
15	13	**Hakim DANISH**	MAL	Red Bull Rookies - Malaysia	KTM	**1'45.921**	8	15	0.318	0.036
16	54	**Alberto FERRANDEZ**	SPA	Red Bull Rookies - Spain	KTM	**1'45.952**	7	9	0.349	0.031
17	78	**Jakob ROSENTHALER**	AUT	Red Bull Rookies - Austria	KTM	**1'46.167**	6	15	0.564	0.215
18	56	**Kevin FARKAS**	HUN	Red Bull Rookies - Hungary	KTM	**1'46.199**	6	15	0.596	0.032
19	50	**Carter THOMPSON**	AUS	Red Bull Rookies - Australia	KTM	**1'46.225**	6	15	0.622	0.026
20	57	**Danial SHAHRIL**	MAL	Red Bull Rookies - Malaysia	KTM	**1'46.238**	6	15	0.635	0.013
21	2	**Amaury MIZERA**	FRA	Red Bull Rookies - France	KTM	**1'46.292**	8	15	0.689	0.054
22	25	**Alexander ENRIQUEZ**	USA	Red Bull Rookies - United States	KTM	**1'47.345**	15	15	1.742	1.053
23	5	**Leo RAMMERSTORFER**	AUT	Red Bull Rookies - Austria	KTM	**1'47.467**	12	15	1.864	0.122
24	23	**Rhys STEPHENSON**	GBR	Red Bull Rookies - Great Britain	KTM	**1'47.495**	15	15	1.892	0.028
25	88	**Shinya EZAWA**	JPN	Red Bull Rookies - Japan	KTM	**1'47.592**	15	15	1.989	0.097

DORNA DATA PROCESSING TIMING SERVICE DORNA DATA PROCESSING TIMING SERVICE DORNA DATA PROCESSING TIMING SERVICE DORNA DATA PROCESSING TIMING SERVICE DORNA DATA PROCESSING TIMING SERVICE DORNA DATA PROCESSING TIMING SERVICE DORNA DATA PROCESSING TIMING SERVICE DORNA DATA PROCCEESSS

World Circuit Marco Si

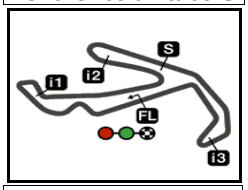

4226 m.

Results and timing service provided by TISSOT

RookiesCup

GRAN PREMIO RED BULL DI SAN MARINO E DELLA RIVIERA

Race Nr.2

Analysis by Lap

Lap 1

Num	Lap Time	Gap
18	1'53.215	
54	1'53.269	0.054
11	1'53.639	0.424
83	1'53.681	0.466
27	1'53.890	0.675
69	1'54.037	0.822
28	1'54.312	1.097
94	1'54.494	1.279
14	1'54.600	1.385
12	1'54.918	1.703
13	1'54.983	1.768
95	1'55.095	1.880
81	1'55.325	2.110
93	1'55.693	2.478
8	1'55.758	2.543
47	1'56.032	2.817
50	1'56.061	2.846
78	1'56.176	2.961
2	1'56.501	3.286
57	1'57.110	3.895
56	1'57.167	3.952
88	1'58.379	5.164
5	1'58.673	5.458
23	1'58.693	5.478
25	1'58.821	5.606

Lap 2

Num	Lap Time	Gap
18	1'46.486	
54	1'46.491	0.059
11	1'46.287	0.225
83	1'46.291	0.271
69	1'46.404	0.740
27	1'46.626	0.815
28	1'46.227	0.838
94	1'46.628	1.421
14	1'46.556	1.455
12	1'46.684	1.901
95	1'46.569	1.963
81	1'46.412	2.036
13	1'47.128	2.410
93	1'46.665	2.657
8	1'46.650	2.707
47	1'46.503	2.834
78	1'47.729	4.204
50	1'47.933	4.293
2	1'47.844	4.644
56	1'47.305	4.771
57	1'47.524	4.933
23	1'48.242	7.234
88	1'48.572	7.250
25	1'48.406	7.526
5	1'48.867	7.839

Lap 3

Num	Lap Time	Gap
83	1'45.882	
54	1'46.097	0.003
18	1'46.171	0.018
11	1'46.244	0.316
28	1'45.855	0.540
69	1'46.040	0.627
27	1'46.078	0.740
94	1'45.805	1.073
14	1'45.848	1.150
12	1'46.306	2.054
95	1'46.287	2.097
81	1'46.346	2.229
13	1'46.254	2.511
93	1'46.200	2.704
47	1'46.175	2.856
8	1'46.633	3.187
50	1'46.632	4.772
78	1'47.037	5.088
2	1'46.828	5.319
56	1'46.769	5.387
57	1'47.043	5.823
25	1'47.948	9.321
23	1'48.463	9.544
88	1'48.682	9.779
5	1'48.502	10.188

Lap 4

Num	Lap Time	Gap
83	1'46.341	
54	1'46.389	0.051
28	1'46.204	0.403
18	1'46.835	0.512
11	1'46.581	0.556
69	1'46.471	0.757
27	1'46.513	0.912
94	1'46.283	1.015
14	1'46.510	1.319
95	1'45.657	1.413
12	1'45.880	1.593
81	1'45.908	1.796
13	1'45.974	2.144
47	1'46.199	2.714
93	1'46.705	3.068
8	1'46.287	3.133
50	1'46.570	5.001
78	1'46.593	5.340
56	1'46.563	5.609
2	1'46.659	5.637
57	1'46.599	6.081
25	1'48.145	11.125
23	1'48.010	11.213
88	1'48.309	11.747
5	1'48.178	12.025

Lap 5

Num	Lap Time	Gap
83	1'46.016	
28	1'45.666	0.053
18	1'45.742	0.238
11	1'45.778	0.318
54	1'46.461	0.496
27	1'45.742	0.638
69	1'46.060	0.801
94	1'45.995	0.994
14	1'45.860	1.163
95	1'46.037	1.434
12	1'46.157	1.734
81	1'46.016	1.796
13	1'46.481	2.609
47	1'45.993	2.691
93	1'45.832	2.884
8	1'45.885	3.002
50	1'46.391	5.376
78	1'46.363	5.687
56	1'46.394	5.987
57	1'46.627	6.692
2	1'47.576	7.197
23	1'48.026	13.223
25	1'48.174	13.283
88	1'48.159	13.890
5	1'47.993	14.002

Lap 6

Num	Lap Time	Gap
18	1'46.150	
83	1'46.465	0.077
11	1'46.320	0.250
54	1'46.253	0.361
27	1'46.216	0.466
69	1'46.149	0.562
94	1'46.147	0.753
28	1'47.359	1.024
14	1'46.445	1.220
95	1'46.233	1.279
12	1'46.088	1.434
81	1'46.137	1.545
93	1'45.986	2.482
47	1'46.320	2.623
8	1'46.128	2.742
13	1'46.636	2.857
50	1'46.225	5.213
78	1'46.167	5.466
56	1'46.199	5.798
57	1'46.238	6.542
2	1'46.545	7.354
23	1'48.420	15.255
25	1'48.752	15.647
5	1'48.227	15.841
88	1'48.604	16.106

Lap 7

Num	Lap Time	Gap
18	1'45.866	
11	1'45.719	0.103
83	1'45.938	0.149
27	1'45.737	0.337
54	1'45.952	0.447
69	1'46.121	0.817
94	1'46.044	0.931
28	1'45.898	1.056
14	1'45.867	1.221
95	1'45.921	1.334
12	1'45.926	1.494
81	1'46.024	1.703
93	1'45.990	2.606
47	1'45.962	2.719
8	1'45.943	2.819
13	1'46.117	3.108
50	1'46.400	5.747
78	1'46.401	6.001
56	1'46.225	6.157
57	1'46.605	7.281
2	1'46.693	8.181
23	1'48.072	17.461
25	1'47.776	17.557
5	1'48.191	18.166
88	1'48.102	18.342

Lap 8

Num	Lap Time	Gap
11	1'45.817	
18	1'46.037	0.117
83	1'45.925	0.154
27	1'45.960	0.377
54	1'45.964	0.491
94	1'45.695	0.706
69	1'45.948	0.845
28	1'45.754	0.890
95	1'45.603	1.017
14	1'46.016	1.317
12	1'46.004	1.578
81	1'45.925	1.708
93	1'45.865	2.551
47	1'45.808	2.607
8	1'45.890	2.789
13	1'45.921	3.109
50	1'46.270	6.097
78	1'47.353	7.434
57	1'46.531	7.892
2	1'46.292	8.553
25	1'47.807	19.444
23	1'48.030	19.571
5	1'47.971	20.217
88	1'48.043	20.465
56	2'04.070	24.307

Lap 9

Num	Lap Time	Gap
11	1'46.120	
18	1'46.127	0.124
83	1'46.105	0.139
27	1'46.076	0.333
94	1'45.832	0.418
54	1'46.096	0.467
28	1'46.171	0.941
95	1'46.153	1.050
69	1'46.408	1.133
14	1'46.075	1.272
81	1'45.806	1.394
12	1'46.088	1.546
93	1'45.771	2.202
47	1'46.067	2.554
8	1'46.021	2.690
13	1'46.057	3.046
50	1'46.767	6.744
78	1'46.682	7.996
57	1'47.012	8.784
2	1'46.546	8.979
23	1'48.377	21.828
25	1'48.574	21.898
5	1'48.110	22.207
88	1'48.220	22.565
56	1'47.920	26.107

Lap 10

Num	Lap Time	Gap
11	1'46.175	
83	1'46.163	0.127
18	1'46.189	0.138
27	1'46.242	0.400
94	1'46.327	0.570
28	1'45.898	0.664
69	1'45.845	0.803
95	1'46.028	0.903
14	1'46.132	1.229
81	1'46.126	1.345
12	1'46.373	1.744
93	1'45.817	1.844
47	1'45.928	2.307
13	1'45.982	2.853
50	1'46.744	7.313
78	1'46.734	8.555
57	1'46.516	9.125
2	1'46.645	9.449
25	1'47.776	23.499
23	1'48.167	23.820
5	1'48.198	24.230
88	1'47.916	24.306
56	1'46.998	26.930

Lap 11

Num	Lap Time	Gap
83	1'46.068	
18	1'46.071	0.014
27	1'45.879	0.084
28	1'45.749	0.218
11	1'46.486	0.291
94	1'46.076	0.451
69	1'46.192	0.800
14	1'45.813	0.847
81	1'45.769	0.919
95	1'46.440	1.148
12	1'45.698	1.247
93	1'45.784	1.433
47	1'45.892	2.004
13	1'45.980	2.638
50	1'46.988	8.106
78	1'46.893	9.253
57	1'46.618	9.548
2	1'46.636	9.890
25	1'47.802	25.106
23	1'47.736	25.361
5	1'48.002	26.037
88	1'48.160	26.271
56	1'46.424	27.159

Lap 12

Num	Lap Time	Gap
18	1'46.117	
83	1'46.155	0.024
27	1'46.284	0.237
28	1'46.387	0.474
94	1'46.304	0.624

Lapped rider

DORNA DATA PROCESSING TIMING SERVICE DORNA DATA PROCESSING TIMING SERVICE DORNA DATA PROCESSING TIMING SERVICE DORNA DATA PROCESSING TIMING SERVICE DORNA DATA PROCESSING TIMING SERVICE DORNA DATA PROCESSING TIMING SERVICE DORNA DATA PROCESSING TIMING SERVICE DORNA DATA PROCCEESSS

Num	Lap Time	Gap
11	1'46.465	0.625
14	1'46.084	0.800
69	1'46.241	0.910
81	1'46.315	1.103
12	1'46.098	1.214
95	1'46.334	1.351
93	1'46.134	1.436
47	1'45.708	1.581
13	1'45.923	2.430
50	1'46.958	8.933
78	1'46.790	9.912
57	1'46.556	9.973
2	1'46.731	10.490
25	1'47.838	26.813
23	1'47.754	26.984
56	1'46.301	27.329
5	1'47.467	27.373
88	1'47.834	27.974

Lap **13**

83	1'46.066	
18	1'46.100	0.010
94	1'45.683	0.217
28	1'45.850	0.234
11	1'46.033	0.568
27	1'46.551	0.698
14	1'46.079	0.789
81	1'45.953	0.966
69	1'46.289	1.109
12	1'46.122	1.246
93	1'46.097	1.443
95	1'46.314	1.575
47	1'46.158	1.649
13	1'46.521	2.861
50	1'47.185	10.028
78	1'46.508	10.330
57	1'46.533	10.416
2	1'46.771	11.171
56	1'47.707	28.946
25	1'48.313	29.036
5	1'47.886	29.169
23	1'48.338	29.232
88	1'48.119	30.003

Lap **14**

83	1'46.181	
18	1'46.183	0.012
94	1'46.178	0.214
28	1'46.189	0.242
27	1'45.975	0.492
11	1'46.217	0.604
14	1'46.178	0.786
69	1'45.939	0.867
81	1'46.221	1.006
93	1'46.249	1.511
12	1'46.486	1.551
47	1'46.398	1.866
95	1'46.866	2.260
13	1'46.521	3.201
50	1'46.829	10.676
78	1'46.645	10.794
57	1'46.865	11.100
2	1'46.421	11.411
56	1'47.561	30.326
5	1'47.730	30.718
25	1'48.128	30.983
23	1'48.238	31.289
88	1'47.821	31.643

Lap **15**

18	1'45.845	
28	1'45.624	0.009
83	1'45.874	0.017
94	1'45.924	0.281
27	1'45.825	0.460
11	1'46.042	0.789
14	1'45.924	0.853
69	1'46.102	1.112
93	1'45.620	1.274
12	1'45.934	1.628
81	1'46.598	1.747
47	1'45.895	1.904
95	1'46.069	2.472
13	1'46.950	4.294
50	1'46.776	11.595
78	1'46.727	11.664
2	1'46.667	12.221
57	1'47.201	12.444
56	1'47.766	32.235
25	1'47.345	32.471
5	1'47.835	32.696
23	1'47.495	32.927
88	1'47.592	33.378

Lapped rider

DORNA DATA PROCESSING TIMING SERVICE DORNA DATA PROCESSING TIMING SERVICE DORNA DATA PROCESSING TIMING SERVICE DORNA DATA PROCESSING TIMING SERVICE DORNA DATA PROCESSING TIMING SERVICE DORNA DATA PROCESSING TIMING SERVICE DORNA DATA PROCESSING TIMING SERVICE DORNA DATA PROCCEESSS

World Circuit Marco Si

4226 m.

Results and timing service provided by TISSOT

RookiesCup

GRAN PREMIO RED BULL DI SAN MARINO E DELLA RIVIERA

After the **Race Nr.2**

Event Best Maximum Speed

	Rider	*Nation*	*Team*	*Motorcycle*	*Km/h*	
28	**Máximo QUILES**	**SPA**	Red Bull Rookies - Spain	KTM	**204.5**	Race Nr.2
69	**Marcos RUDA**	**SPA**	Red Bull Rookies - Spain	KTM	**204.1**	Race Nr.2
27	**Rico SALMELA**	**FIN**	Red Bull Rookies - Finland	KTM	**203.7**	Race Nr.2
11	**Ruché MOODLEY**	**RSA**	Red Bull Rookies - South Africa	KTM	**203.7**	Race Nr.2
14	**Cormac BUCHANAN**	**NZE**	Red Bull Rookies - New Zealand	KTM	**203.3**	Race Nr.2
56	**Kevin FARKAS**	**HUN**	Red Bull Rookies - Hungary	KTM	**202.6**	Race Nr.2
47	**Dodo BOGGIO**	**ITA**	Red Bull Rookies - Italy	KTM	**202.6**	Race Nr.2
93	**Arbi ADITAMA**	**INA**	Red Bull Rookies - Indonesia	KTM	**201.8**	Race Nr.2
81	**Lorenz LUCIANO**	**BEL**	Red Bull Rookies - Belgium	KTM	**201.8**	Race Nr.2
95	**Marco MORELLI**	**ARG**	Red Bull Rookies - Argentina	KTM	**201.4**	Race Nr.2
8	**Eddie O'SHEA**	**GBR**	Red Bull Rookies - Great Britain	KTM	**201.4**	Race Nr.2
83	**Alvaro CARPE**	**SPA**	Red Bull Rookies - Spain	KTM	**201.4**	Race Nr.2
94	**Guido PINI**	**ITA**	Red Bull Rookies - Italy	KTM	**201.4**	Race Nr.2
25	**Alexander ENRIQUEZ**	**USA**	Red Bull Rookies - United States	KTM	**201.1**	Race Nr.2
18	**Angel PIQUERAS**	**SPA**	Red Bull Rookies - Spain	KTM	**200.7**	Race Nr.2
12	**Jacob ROULSTONE**	**AUS**	Red Bull Rookies - Australia	KTM	**200.7**	Race Nr.2
13	**Hakim DANISH**	**MAL**	Red Bull Rookies - Malaysia	KTM	**200.0**	Race Nr.2
2	**Amaury MIZERA**	**FRA**	Red Bull Rookies - France	KTM	**199.6**	Race Nr.2
23	**Rhys STEPHENSON**	**GBR**	Red Bull Rookies - Great Britain	KTM	**199.2**	Race Nr.2
50	**Carter THOMPSON**	**AUS**	Red Bull Rookies - Australia	KTM	**198.8**	Race Nr.2
57	**Danial SHAHRIL**	**MAL**	Red Bull Rookies - Malaysia	KTM	**198.8**	Race Nr.2
5	**Leo RAMMERSTORFER**	**AUT**	Red Bull Rookies - Austria	KTM	**198.1**	Race Nr.2
54	**Alberto FERRANDEZ**	**SPA**	Red Bull Rookies - Spain	KTM	**197.8**	Race Nr.2
88	**Shinya EZAWA**	**JPN**	Red Bull Rookies - Japan	KTM	**197.0**	Race Nr.2
78	**Jakob ROSENTHALER**	**AUT**	Red Bull Rookies - Austria	KTM	**196.0**	Race Nr.2

DORNA DATA PROCESSING -TIMING SERVICE DORNA DATA PROCESSING TIMING SERVICE DORNA DATA PROCESSING TIMING SERVICE DORNA DATA PROCESSING TIMING SERVICE DORNA DATA PROCESSING TIMING SERVICE DORNA DATA PROCESSING TIMING SERVICE DORNA DATA PROCESSING TIMING SERVICE DORNA DATA PROCCEESSS

World Circuit Marco Si

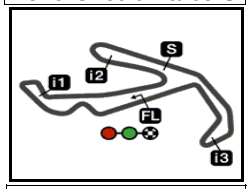

4226 m.

Results and timing service provided by TISSOT

After the **GRAN PREMIO RED BULL DI SAN MARINO E DELLA RIVIER**

RookiesCup

2023 Riders Performance

(Qualifying Position - Starting Position - Race Position)

	Rider	Points	POR	POR	SPA	SPA	FRA	FRA	ITA	ITA	NED	NED	AUT	AUT	RSM	RSM						
1	**PIQUERAS Angel**	**318**	1	1	3	3	4	4	1	1	1	1	3	3	2	2						
			1-1	1-1	3-1	3-2	4-1	4-1	1-4	1-2	1-1	1-1	3-2	3-1	2-2	2-1	-	-	-	-	-	-
2	**CARPE Alvaro**	**203**	7	7	10	10	8	8	11	11	6	6	4	4	3	3						
			7-2	7-6	10-4	10-3	8-6	8-NC	11-6	11-8	6-2	6-6	4-1	4-2	3-1	3-3	-	-	-	-	-	-
3	**QUILES Máximo**	**167**	9	9	1	1	7	7	2	2	2	2	2	2	11	11						
			9-21	9-11	1-3	1-1	7-4	7-10	2-NC	2-1	26-NL	2-2	2-4	2-8	11-3	11-2	-	-	-	-	-	-
4	**SALMELA Rico**	**136**	6	6	11	11	2	2	6	6	3	3	1	1	1	1						
			6-3	6-5	11-5	11-5	2-2	2-NC	6-12	6-4	3-20	3-11	1-3	1-3	1-NC	1-4	-	-	-	-	-	-
5	**ROULSTONE Jacob**	**125**	20	20	4	4	9	9	3	3	10	10	6	6	7	7						
			20-13	20-9	4-2	4-6	9-11	9-6	3-7	3-9	10-4	10-3	6-NL	6-7	7-6	7-10	-	-	-	-	-	-
6	**FERRANDEZ Alberto**	**121**	5	5	7	7	16	16	7	7	14	14	12	12	4	4						
			5-6	5-NC	7-7	7-9	16-7	16-3	7-1	7-5	14-11	14-5	12-13	12-9	4-8	4-NC	-	-	-	-	-	-
7	**RUDA Marcos**	**109**	19	19	14	14	11	11	8	8	13	13	8	8	6	6						
			19-7	19-2	14-14	14-12	11-NL	11-15	8-14	8-7	13-8	13-7	8-5	8-4	6-4	6-8	-	-	-	-	-	-
8	**O'GORMAN Casey**	**97**	3	3	9	9	10	10	10	10	5	5	19	19								
			3-4	3-4	9-10	9-7	10-NL	10-NC	10-2	10-NC	5-3	5-4	19-9	19-NC	-	-	-	-	-	-	-	-
9	**MOODLEY Ruché**	**92**	2	2	6	6	13	13			15	15	5	5	5	5						
			2-8	2-NC	6-6	6-8	13-3	13-NC	-	-	15-6	15-NC	5-8	5-5	5-5	5-6	-	-	-	-	-	-
10	**MORELLI Marco**	**91**	18	18	2	2	1	1	16	16	4	4	11	11	8	8						
			18-11	18-7	2-11	2-4	1-13	1-4	16-3	16-12	4-16	4-8	11-10	11-10	8-NC	8-13	-	-	-	-	-	-
11	**PINI Guido**	**73**	14	14	12	12	3	3	4	4	9	9	25	25	9	9						
			14-12	14-NC	12-8	12-NC	3-5	3-2	4-NC	4-3	9-NC	9-NC	25-18	25-13	9-NC	9-5	-	-	-	-	-	-
12	**DANISH Hakim**	**70**	8	8	17	17	12	12	14	14	7	7	13	13	13	13						
			8-5	8-3	16-9	16-11	12-9	12-NC	23-NC	14-6	7-5	7-NC	13-20	13-NC	13-15	13-14	-	-	-	-	-	-
13	**BUCHANAN Cormac**	**59**	15	15	15	15	6	6	5	5	12	12	10	10	10	10						
			15-14	15-NC	15-15	15-14	6-8	6-5	5-NC	5-NC	12-NC	12-9	10-6	10-NC	10-7	10-7	-	-	-	-	-	-

NC=Not classified NL=Not finished first lap NP=Not started race re-start N2=Not finished first lap race re-start EX=Excluded NS=Not Started DS=Disqualified

DORNA DATA PROCESSING ,TIMING SERVICE DORNA DATA PROCESSING TIMING SERVICE DORNA DATA PROCESSING TIMING SERVICE DORNA DATA PROCESSING TIMING SERVICE DORNA DATA PROCESSING TIMING SERVICE DORNA DATA PROCESSING TIMING SERVICE DORNA DATA PROCESSING TIMING SERVICE DORNA DATA PROCCEESSS

	Rider	Points	POR	POR	SPA	SPA	FRA	FRA	ITA	ITA	NED	NED	AUT	AUT	RSM	RSM						
14	**LUCIANO Lorenz**	**59**	4	4	13	13	14	14					9	9	12	12						
			4-10	4-8	13-16	13-10	14-12	14-8	-	-	-	-	9-11	9-6	12-9	12-11	-	-	-	-	-	-
15	**ADITAMA Arbi**	**56**	21	21	8	8	17	17	19	19	11	11	22	22	14	14						
			21-15	21-12	8-13	8-18	17-14	17-7	19-5	19-11	11-13	11-10	22-16	22-NC	14-11	14-9	-	-	-	-	-	-
16	**SHAHRIL Danial**	**40**	11	11	16	16			17	17	16	16	7	7	17	17						
			11-9	11-10	-NS	-NS	-	-	17-8	17-14	16-9	16-16	7-7	7-15	17-17	17-18	-	-	-	-	-	-
17	**FARKAS Kevin**	**31**	13	13	20	20	19	19	20	20	19	19	14	14	16	16						
			13-NC	13-14	19-18	19-19	19-17	19-NC	20-11	20-16	19-7	19-12	14-12	14-12	16-13	16-19	-	-	-	-	-	-
18	**BOGGIO Dodo**	**26**	NC	NC	5	5	18	18	NC	NC	17	17	21	21	19	19						
			-NS	-NS	-NL	5-13	18-NC	18-11	-NS	-NS	17-14	17-NC	21-15	21-11	19-10	19-12	-	-	-	-	-	-
19	**THOMPSON Carter**	**23**	12	12	18	18	5	5			20	20	20	20	20	20						
			12-20	12-15	17-17	17-15	5-10	-NS	-	-	20-10	20-14	20-19	20-14	20-12	20-15	-	-	-	-	-	-
20	**ROSENTHALER Jakob**	**22**	17	17	19	19	20	20	13	13	18	18	16	16	15	15						
			17-17	17-17	18-12	18-17	20-16	20-12	13-NC	13-10	18-15	18-13	16-14	16-NC	15-14	15-16	-	-	-	-	-	-
21	**O'SHEA Eddie**	**15**	10	10			15	15	9	9	21	21	18	18	18	18						
			10-NC	10-NC	-	-	15-15	15-9	9-13	9-NC	21-12	21-NC	18-17	18-16	18-NC	18-NC	-	-	-	-	-	-
22	**EZAWA Shinya**	**14**	24	24	22	22	22	22	18	18	22	22	23	23	23	23						
			24-18	24-19	21-19	21-16	22-19	22-13	18-9	18-13	22-18	22-15	23-22	23-18	23-18	23-23	-	-	-	-	-	-
23	**ENRIQUEZ Alexander**	**6**	25	25	25	25	25	25	21	21	25	25	26	26	24	24						
			25-19	25-NC	24-23	24-21	25-NC	25-NC	21-10	21-19	25-21	25-20	26-NC	26-20	24-20	24-20	-	-	-	-	-	-
24	**MIZERA Amaury**	**4**	16	16	24	24	21	21	12	12	8	8	15	15	22	22						
			16-16	16-13	23-22	23-NC	21-18	21-NC	12-NC	12-15	8-NC	26-19	15-23	15-17	22-16	22-17	-	-	-	-	-	-
25	**RAMMERSTORFER Leo**	**2**	23	23	21	21	23	23	15	15	23	23	17	17	21	21						
			23-22	23-18	20-21	20-20	23-20	23-14	15-NC	15-17	23-17	23-17	17-21	17-NC	21-NL	21-21	-	-	-	-	-	-
26	**STEPHENSON Rhys**	**0**	22	22	23	23	24	24	22	22	24	24	24	24	25	25						
			22-NC	22-16	22-20	22-NC	24-NC	24-NC	22-NC	22-18	24-19	24-18	24-24	24-19	25-19	25-22	-	-	-	-	-	-

NC=Not classified NL=Not finished first lap NP=Not started race re-start N2=Not finished first lap race re-start EX=Excluded NS=Not Started DS=Disqualified

DORNA DATA PROCESSING .TIMING SERVICE DORNA DATA PROCESSING TIMING SERVICE DORNA DATA PROCESSING TIMING SERVICE DORNA DATA PROCESSING TIMING SERVICE DORNA DATA PROCESSING TIMING SERVICE DORNA DATA PROCESSING TIMING SERVICE DORNA DATA PROCESSING TIMING SERVICE DORNA DATA PROCCEESSS

World Circuit Marco Si

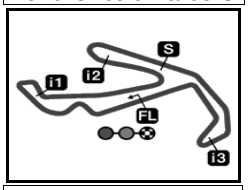

4226 m.

Results and timing service provided by TISSOT

RookiesCup

GRAN PREMIO RED BULL DI SAN MARINO E DELLA RIVIERA

Championship Classification

	Rider	Nation	Points	POR	POR	SPA	SPA	FRA	FRA	ITA	ITA	NED	NED	AUT	AUT	RSM	RSM
1	**PIQUERAS Angel**	SPA	**318**	25	25	25	20	25	25	13	20	25	25	20	25	20	25
2	**CARPE Alvaro**	SPA	**203**	20	10	13	16	10	-	10	8	20	10	25	20	25	16
3	**QUILES Máximo**	SPA	**167**	0	5	16	25	13	6	-	25	-	20	13	8	16	20
4	**SALMELA Rico**	FIN	**136**	16	11	11	11	20	-	4	13	0	5	16	16	-	13
5	**ROULSTONE Jacob**	AUS	**125**	3	7	20	10	5	10	9	7	13	16	-	9	10	6
6	**FERRANDEZ Alberto**	SPA	**121**	10	-	9	7	9	16	25	11	5	11	3	7	8	-
7	**RUDA Marcos**	SPA	**109**	9	20	2	4	-	1	2	9	8	9	11	13	13	8
8	**O'GORMAN Casey**	IRL	**97**	13	13	6	9	-	-	20	-	16	13	7	-	-	-
9	**MOODLEY Ruché**	RSA	**92**	8	-	10	8	16	-	-	-	10	-	8	11	11	10
10	**MORELLI Marco**	ARG	**91**	5	9	5	13	3	13	16	4	0	8	6	6	-	3
11	**PINI Guido**	ITA	**73**	4	-	8	-	11	20	-	16	-	-	0	3	-	11
12	**DANISH Hakim**	MAL	**70**	11	16	7	5	7	-	-	10	11	-	0	-	1	2
13	**BUCHANAN Cormac**	NZE	**59**	2	-	1	2	8	11	-	-	-	7	10	-	9	9
14	**LUCIANO Lorenz**	BEL	**59**	6	8	0	6	4	8	-	-	-	-	5	10	7	5
15	**ADITAMA Arbi**	INA	**56**	1	4	3	0	2	9	11	5	3	6	0	-	5	7
16	**SHAHRIL Danial**	MAL	**40**	7	6	-	-	-	-	8	2	7	0	9	1	0	0
17	**FARKAS Kevin**	HUN	**31**	-	2	0	0	0	-	5	0	9	4	4	4	3	0
18	**BOGGIO Dodo**	ITA	**26**	-	-	-	3	-	5	-	-	2	-	1	5	6	4
19	**THOMPSON Carter**	AUS	**23**	0	1	0	1	6	-	-	-	6	2	0	2	4	1
20	**ROSENTHALER Jakob**	AUT	**22**	0	0	4	0	0	4	-	6	1	3	2	-	2	0
21	**O'SHEA Eddie**	GBR	**15**	-	-	-	-	1	7	3	-	4	-	0	0	-	-
22	**EZAWA Shinya**	JPN	**14**	0	0	0	0	0	3	7	3	0	1	0	0	0	0
23	**ENRIQUEZ Alexander**	USA	**6**	0	-	0	0	-	-	6	0	0	0	-	0	0	0
24	**MIZERA Amaury**	FRA	**4**	0	3	0	-	0	-	-	1	-	0	0	0	0	0
25	**RAMMERSTORFER Leo**	AUT	**2**	0	0	0	0	0	2	-	0	0	0	0	-	-	0
26	**STEPHENSON Rhys**	GBR	**0**	-	0	0	-	-	-	-	0	0	0	0	0	0	0

DORNA DATA PROCESSING ,TIMING SERVICE DORNA DATA PROCESSING TIMING SERVICE DORNA DATA PROCESSING TIMING SERVICE DORNA DATA PROCESSING TIMING SERVICE DORNA DATA PROCESSING TIMING SERVICE DORNA DATA PROCESSING TIMING SERVICE DORNA DATA PROCESSING TIMING SERVICE DORNA DATA PROCCEESSS

Misano Adriatico, Sunday, September 10, 2023