


4542 m.

MOTUL TT ASSEN

Qualifying

Classification

	Rider	Nation	Team	Motorcycle	Time	Lap	Total	Gap	Top Speed
1	83 Alvaro CARPE	SPA	Red Bull Rookies - Spain	KTM	1'43.858	6	11		206.0
2	27 Rico SALMELA	FIN	Red Bull Rookies - Finland	KTM	1'44.263	11	11	0.405 0.405	200.9
3	51 Brian URIARTE	SPA	Red Bull Rookies - Spain	KTM	1'44.354	10	10	0.496 0.091	200.0
4	95 Marco MORELLI	ARG	Red Bull Rookies - Argentina	KTM	1'44.439	6	11	0.581 0.085	200.3
5	11 Ruché MOODLEY	RSA	Red Bull Rookies - South Africa	KTM	1'44.558	11	11	0.700 0.119	202.6
6	47 Dodo BOGGIO	ITA	Red Bull Rookies - Italy	KTM	1'44.852	11	11	0.994 0.294	200.9
7	31 Giulio PUGLIESE	ITA	Red Bull Rookies - Italy	KTM	1'44.892	11	11	1.034 0.040	205.7
8	73 Valentin PERRONE	ARG	Red Bull Rookies - Argentina	KTM	1'44.915	5	11	1.057 0.023	204.3
9	70 Kristian DANIEL	USA	Red Bull Rookies - United States	KTM	1'45.030	7	11	1.172 0.115	204.0
10	13 Hakim DANISH	MAL	Red Bull Rookies - Malaysia	KTM	1'45.157	11	11	1.299 0.127	202.3
11	48 Lenox PHOMMARA	SWI	Red Bull Rookies - Switzerland	KTM	1'45.316	11	11	1.458 0.159	200.6
12	54 Veda PRATAMA	INA	Red Bull Rookies - Indonesia	KTM	1'45.317	6	11	1.459 0.001	204.6
13	50 Carter THOMPSON	AUS	Red Bull Rookies - Australia	KTM	1'45.446	7	11	1.588 0.129	200.9
14	44 Milan PAWELEC	POL	Red Bull Rookies - Poland	KTM	1'45.457	5	11	1.599 0.011	199.0
15	57 Leonardo ZANNI	ITA	Red Bull Rookies - Italy	KTM	1'45.495	3	11	1.637 0.038	202.6
16	5 Leo RAMMERSTORFER	AUT	Red Bull Rookies - Austria	KTM	1'45.577	11	11	1.719 0.082	202.6
17	24 Guillem PLANQUES	FRA	Red Bull Rookies - France	KTM	1'45.723	6	11	1.865 0.146	201.6
18	4 Sullivan MOUNSEY	GBR	Red Bull Rookies - Great Britain	KTM	1'45.883	7	11	2.025 0.160	201.9
19	56 Kevin FARKAS	HUN	Red Bull Rookies - Hungary	KTM	1'45.947	7	11	2.089 0.064	205.0
20	52 Evan BELFORD	GBR	Red Bull Rookies - Great Britain	KTM	1'46.001	6	11	2.143 0.054	200.6
21	16 Joel PONS	SPA	Red Bull Rookies - Spain	KTM	1'46.154	11	11	2.296 0.153	199.3
22	20 Jakkreephat PHUETTISAN	THA	Red Bull Rookies - Thailand	KTM	1'46.194	6	11	2.336 0.040	202.6
23	7 Rocco SESSLER	GER	Red Bull Rookies - Germany	KTM	1'46.289	7	11	2.431 0.095	197.4
24	45 Kgototso MONONYANE	RSA	Red Bull Rookies - South Africa	KTM	1'46.861	9	11	3.003 0.572	199.6

Practice condition: Dry

Air: 20°

Humidity: 51%

Ground: 36°

Fastest Lap:	Lap: 6	Alvaro CARPE	1'43.858	157.4 Km/h
Best Race Lap:	2023	Alvaro CARPE	1'44.964	155.7 Km/h
All-Time Lap Record:	2024	Alvaro CARPE	1'43.858	157.4 Km/h

The results are provisional until the end of the limit for protest and appeals.

Time limit for protest expires 60' after publication of the results - Time:

DORNA DATA PROCESSING TIMING SERVICE DORNA DATA PROCESSING TIMING SERVICE DORNA DATA PROCESSING TIMING SERVICE DORNA DATA PROCESSING TIMING SERVICE DORNA DATA PROCESSING TIMING SERVICE DORNA DATA PROCESSING TIMING SERVICE DORNA DATA PROCESSING TIMING SERVICE DORNA DATA PROCCESSS



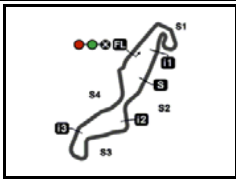


4542 m.

MOTUL TT ASSEN**Qualifying****Top Speed & Average**

Rider	Nation	Motorcycle	Top 5 speeds					Average	Top
83 Alvaro CARPE	SPA	KTM	206.0	200.9	200.3	200.3	200.3	201.6	206.0
31 Giulio PUGLIESE	ITA	KTM	205.7	204.3	203.6	202.3	200.6	203.3	205.7
56 Kevin FARKAS	HUN	KTM	205.0	203.6	203.6	203.3	201.9	203.5	205.0
54 Veda PRATAMA	INA	KTM	204.6	202.3	201.6	200.6	198.7	201.1	204.6
73 Valentin PERRONE	ARG	KTM	204.3	199.6	199.6	199.0	197.4	200.0	204.3
70 Kristian DANIEL	USA	KTM	204.0	200.9	200.0	196.7	196.4	199.1	204.0
5 Leo RAMMERSTORFER	AUT	KTM	202.6	201.6	200.6	198.7	198.0	200.3	202.6
11 Ruché MOODLEY	RSA	KTM	202.6	200.0	199.3	197.7	197.4	198.8	202.6
20 Jakkrephat PHUETTISAN	THA	KTM	202.6	200.3	199.3	198.7	196.7	199.1	202.6
57 Leonardo ZANNI	ITA	KTM	202.6	200.3	199.0	198.7	198.7	199.9	202.6
13 Hakim DANISH	MAL	KTM	202.3	201.9	201.6	199.3	199.0	200.8	202.3
4 Sullivan MOUNSEY	GBR	KTM	201.9	200.6	199.6	198.3	198.3	199.7	201.9
24 Guillem PLANQUES	FRA	KTM	201.6	201.3	201.3	200.9	200.3	201.1	201.6
27 Rico SALMELA	FIN	KTM	200.9	200.3	200.0	197.4	195.2	198.8	200.9
47 Dodo BOGGIO	ITA	KTM	200.9	200.3	200.0	198.0	197.1	199.3	200.9
50 Carter THOMPSON	AUS	KTM	200.9	200.6	199.6	199.6	198.7	199.9	200.9
48 Lenox PHOMMARA	SWI	KTM	200.6	199.0	199.0	198.7	198.3	199.1	200.6
52 Evan BELFORD	GBR	KTM	200.6	200.6	197.1	196.7	196.4	198.0	200.6
95 Marco MORELLI	ARG	KTM	200.3	199.6	195.8	194.9	193.0	196.7	200.3
51 Brian URIARTE	SPA	KTM	200.0	198.3	198.3	198.0	197.1	198.3	200.0
45 Kgototso MONONYANE	RSA	KTM	199.6	199.3	198.7	198.3	196.7	198.5	199.6
16 Joel PONS	SPA	KTM	199.3	198.3	197.7	197.1	196.1	197.7	199.3
44 Milan PAWELEC	POL	KTM	199.0	198.0	196.7	195.2	194.9	196.5	199.0
7 Rocco SESSLER	GER	KTM	197.4	197.4	196.4	196.1	195.8	196.6	197.4

TT Circuit Assen



4542 m.

Results and timing service provided by TISSOT

MOTUL TT ASSEN

Qualifying

Best Partial Times

RookiesCup


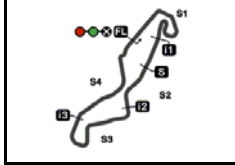
IT Ideal Lap Time, sum of the best partial times*BT* Best Lap Time

<i>T1</i>		<i>T2</i>		<i>T3</i>		<i>T4</i>		<i>Pos</i>	<i>Rider</i>	<i>IT</i>	<i>BT</i>	
<i>Pos</i>	<i>Rider</i>	<i>Time</i>	<i>Rider</i>	<i>Time</i>	<i>Rider</i>	<i>Time</i>	<i>Rider</i>	<i>Time</i>	<i>Pos</i>	<i>Rider</i>	<i>IT</i>	<i>BT</i>
1	R.SALMELA	33.722	R.SALMELA	16.728	A.CARPE	29.256	A.CARPE	23.988	1	A.CARPE	1'43.783	1'43.858 (1)
2	A.CARPE	33.767	R.MOODLEY	16.762	R.SALMELA	29.329	R.SALMELA	24.149	2	R.SALMELA	1'43.928	1'44.263 (2)
3	B.URIARTE	33.836	A.CARPE	16.772	M.MORELLI	29.339	M.MORELLI	24.160	3	M.MORELLI	1'44.250	1'44.439 (4)
4	M.MORELLI	33.904	G.PUGLIESE	16.791	B.URIARTE	29.431	B.URIARTE	24.202	4	B.URIARTE	1'44.353	1'44.354 (3)
5	R.MOODLEY	33.923	H.DANISH	16.797	R.MOODLEY	29.442	D.BOGGIO	24.275	5	R.MOODLEY	1'44.462	1'44.558 (5)
6	V.PERRONE	33.995	V.PERRONE	16.824	M.PAWELEC	29.455	G.PUGLIESE	24.299	6	V.PERRONE	1'44.753	1'44.915 (8)
7	D.BOGGIO	34.122	M.MORELLI	16.847	L.PHOMMARA	29.482	L.PHOMMARA	24.311	7	D.BOGGIO	1'44.812	1'44.852 (6)
8	M.PAWELEC	34.144	V.PRATAMA	16.856	C.THOMPSON	29.514	R.MOODLEY	24.335	8	G.PUGLIESE	1'44.872	1'44.892 (7)
9	K.DANIEL	34.156	L.RAMMERSTOR	16.865	K.DANIEL	29.541	H.DANISH	24.353	9	H.DANISH	1'44.979	1'45.157 (10)
10	L.ZANNI	34.185	D.BOGGIO	16.871	D.BOGGIO	29.544	V.PERRONE	24.373	10	K.DANIEL	1'45.030	1'45.030 (9)
11	V.PRATAMA	34.189	L.PHOMMARA	16.880	G.PUGLIESE	29.560	G.PLANQUES	24.374	11	L.ZANNI	1'45.093	1'45.495 (15)
12	H.DANISH	34.214	B.URIARTE	16.884	V.PERRONE	29.561	L.ZANNI	24.403	12	V.PRATAMA	1'45.103	1'45.317 (12)
13	G.PUGLIESE	34.222	C.THOMPSON	16.888	L.ZANNI	29.565	K.DANIEL	24.403	13	M.PAWELEC	1'45.200	1'45.457 (14)
14	G.PLANQUES	34.232	K.DANIEL	16.930	L.RAMMERSTOR	29.588	E.BELFORD	24.452	14	L.PHOMMARA	1'45.222	1'45.316 (11)
15	K.FARKAS	34.239	L.ZANNI	16.940	V.PRATAMA	29.592	V.PRATAMA	24.466	15	C.THOMPSON	1'45.223	1'45.446 (13)
16	C.THOMPSON	34.278	G.PLANQUES	16.942	S.MOUNSEY	29.594	S.MOUNSEY	24.497	16	G.PLANQUES	1'45.255	1'45.723 (17)
17	S.MOUNSEY	34.283	K.FARKAS	16.959	H.DANISH	29.615	L.RAMMERSTOR	24.507	17	S.MOUNSEY	1'45.370	1'45.883 (18)
18	J.PHUETTISAN	34.289	E.BELFORD	16.971	R.SESSLER	29.664	C.THOMPSON	24.543	18	L.RAMMERST	1'45.387	1'45.577 (16)
19	R.SESSLER	34.393	S.MOUNSEY	16.996	G.PLANQUES	29.707	M.PAWELEC	24.548	19	K.FARKAS	1'45.616	1'45.947 (19)
20	J.PONS	34.401	J.PONS	17.007	J.PONS	29.719	J.PONS	24.558	20	J.PONS	1'45.685	1'46.154 (21)
21	L.RAMMERSTOR	34.427	M.PAWELEC	17.053	E.BELFORD	29.719	J.PHUETTISAN	24.562	21	E.BELFORD	1'45.745	1'46.001 (20)
22	L.PHOMMARA	34.549	R.SESSLER	17.135	K.MONONYANE	29.792	K.FARKAS	24.580	22	J.PHUETTISAN	1'45.841	1'46.194 (22)
23	K.MONONYANE	34.573	J.PHUETTISAN	17.162	J.PHUETTISAN	29.828	R.SESSLER	24.650	23	R.SESSLER	1'45.842	1'46.289 (23)
24	E.BELFORD	34.603	K.MONONYANE	17.182	K.FARKAS	29.838	K.MONONYANE	24.928	24	K.MONONYAN	1'46.475	1'46.861 (24)

DORNA DATA PROCESSING TIMING SERVICE DORNA DATA PROCESSING TIMING SERVICE DORNA DATA PROCESSING TIMING SERVICE DORNA DATA PROCESSING TIMING SERVICE DORNA DATA PROCESSING TIMING SERVICE DORNA DATA PROCESSING TIMING SERVICE DORNA DATA PROCESSING TIMING SERVICE DORNA DATA PROCESSING TIMING SERVICE DORNA DATA PROCESSING TIMING SERVICE DORNA DATA PROCESSING TIMING SERVICE DORNA DATA PROCESSING




TT Circuit Assen

Results and timing service provided by **RookiesCup**

4542 m.

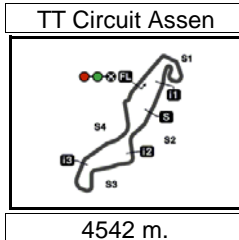
MOTUL TT ASSEN
Qualifying
Fastest Laps Sequence

<i>Practice Time</i>	 <i>Rider</i>	<i>Nation</i>	<i>Motorcycle</i>	<i>Time</i>	<i>Km/h</i>	<i>Rider's Lap</i>
3'47.092	16 Joel PONS	SPA	KTM	1'48.617	150.5	2
3'47.276	50 Carter THOMPSON	AUS	KTM	1'46.590	153.4	2
3'47.526	52 Evan BELFORD	GBR	KTM	1'46.301	153.8	2
3'50.636	73 Valentin PERRONE	ARG	KTM	1'45.582	154.8	2
4'07.811	83 Alvaro CARPE	SPA	KTM	1'44.803	156.0	2
7'38.387	83 Alvaro CARPE	SPA	KTM	1'44.578	156.3	4
11'11.869	83 Alvaro CARPE	SPA	KTM	1'43.858	157.4	6

DORNA DATA PROCESSING TIMING SERVICE DORNA DATA PROCESSING TIMING SERVICE DORNA DATA PROCESSING TIMING SERVICE DORNA DATA PROCESSING TIMING SERVICE DORNA DATA PROCESSING TIMING SERVICE DORNA DATA PROCESSING TIMING SERVICE DORNA DATA PROCESSING TIMING SERVICE DORNA DATA PROCESSING TIMING SERVICE DORNA DATA PROCESSING TIMING SERVICE DORNA DATA PROCCEESSS



Assen, Friday, June 28, 2024



Results and timing service provided by **TISSOT**

RookiesCup

MOTUL TT ASSEN

Qualifying

Chronological Analysis of Performances

* Lap / Sector time cancelled

T1 Time from finish line to 1st intermediate

T3 Time from 2nd intermed. to 3rd intermed.

P Crossing the finish line in pit lane

T2 Time from 1st intermed. to 2nd intermed.

T4 Time from 3rd intermediate to finish line

Lap	Lap Time	T1	T2	T3	T4	Speed	Lap	Lap Time	T1	T2	T3	T4	Speed		
1st	83	Alvaro CARPE Red Bull Rookies - Sp SPA						4	1'45.142	34.229	17.136	29.570	24.207	192.4	
		Runs=1	Total laps=11	Full laps=10	Valid laps=9		5	1'44.718	34.099	17.013	29.446	24.160	194.9		
1	2'23.008	31.557	17.428	31.765	25.041	193.6	6	1'44.439	33.906	16.847	29.496	24.190	199.6		
2	1'44.803	34.141	16.975	29.436	24.251	196.4	7	1'51.207	36.666	20.337	29.925	24.279	166.9		
3	1'45.998	34.334	17.223	30.118	24.323	195.8	8	1'44.991	33.904	16.971	29.339	24.777	195.8		
4	1'44.578	33.975	16.822	29.256	24.525	199.0	9	1'47.262	36.474	17.054	29.533	24.201	200.3		
5	1'49.624	34.084	16.859	34.464	24.217	206.0	10	2'03.457 P	36.295	20.152	30.194	36.816	144.5		
6	1'43.858	33.767	16.772	29.331	23.988	200.9	11	2'35.627	32.229	17.379	30.544	24.904	192.7		
7	1'49.630	38.366	17.010	29.868	24.386	200.3									
8	1'54.180	34.496	19.171	34.464	26.049	155.3									
9	1'54.123 *	38.558	17.288	30.300	27.977*	200.0									
10	1'47.633	34.534	16.782	31.685	24.632	200.3									
11	1'46.407	34.907	16.800	30.409	24.291	200.3									
2nd	27	Rico SALMELA Red Bull Rookies - Fin FIN						5th	11	Ruché MOODLEY Red Bull Rookies - So RSA					
		Runs=2	Total laps=11	Full laps=9	Valid laps=9				Runs=3	Total laps=11	Full laps=7	Valid laps=7			
1	2'03.313 P	32.652	17.366	30.207	31.611	193.0	1	2'04.368 P	31.667	17.200	30.097	31.897	196.7		
2	2'02.227	30.931	17.112	29.817	24.475	195.2	2	2'01.964	31.281	17.172	29.727	24.493	197.4		
3	1'45.341	34.199	17.079	29.553	24.510	194.2	3	1'45.894	34.425	17.149	29.613	24.707	197.4		
4	1'50.278	34.344	17.408	33.836	24.690	190.0	4	1'46.546	34.302	16.960	29.948	25.336	199.3		
5	1'45.203	34.339	16.793	29.353	24.718	200.0	5	1'56.808 P	34.960	17.134	33.278	31.436	200.0		
6	1'51.564	40.360	17.196	29.674	24.334	194.5	6	2'02.808	31.124	17.300	30.034	24.668	196.1		
7	1'44.515	33.722	16.764	29.329	24.700	200.9	7	1'45.265	34.246	17.044	29.468	24.507	196.7		
8	1'52.171	34.293	17.635	34.393	25.850	187.1	8	1'44.939	34.127	16.936	29.442	24.434	197.4		
9	1'45.026	34.026	16.871	29.756	24.373	197.4	9	1'45.678	34.422	16.989	29.671	24.596	197.1		
10	1'59.506	43.735	17.469	32.309	25.993	194.2	10	1'45.252	34.038	16.997	29.481	24.736	197.7		
11	1'44.263	33.902	16.728	29.484	24.149	200.3	11	1'44.558	33.923	16.762	29.538	24.335	202.6		
3rd	51	Brian URIARTE Red Bull Rookies - Sp SPA						6th	47	Dodo BOGGIO Red Bull Rookies - Ital ITA					
		Runs=3	Total laps=10	Full laps=6	Valid laps=6				Runs=1	Total laps=11	Full laps=10	Valid laps=10			
1	2'13.874	33.192	17.486	30.831	25.649	193.0	1	2'13.597	33.249	17.417	30.387	25.589	196.1		
2	1'46.438	34.816	17.110	29.842	24.670	198.3	2	1'46.943	34.921	17.471	29.706	24.845	192.4		
3	1'51.069	34.324	21.199	30.858	24.688	193.6	3	1'45.968	34.254	17.280	29.845	24.589	197.1		
4	1'45.152	34.078	16.884	29.562	24.628	198.3	4	1'50.509	34.887	17.684	31.965	25.973	198.0		
5	1'53.882 P	34.113	17.015	30.601	32.153	198.0	5	1'46.658	34.365	17.305	29.866	25.122	195.8		
6	3'09.488 P	36.791	18.143	31.209	31.146	192.4	6	1'49.326	37.501	17.275	29.812	24.738	193.6		
7	2'17.036	41.777	18.277	30.491	26.007	175.3	7	1'45.093	34.178	16.871	29.555	24.489	200.3		
8	1'50.519	35.866	17.548	31.576	25.529	195.5	8	1'53.407	38.246	17.575	32.066	25.520	193.9		
9	1'47.420	34.050	17.086	30.471	25.813	200.0	9	1'52.632	40.668	17.297	30.031	24.636	200.0		
10	1'44.354	33.836	16.885	29.431	24.202	197.1	10	1'52.318	34.798	17.387	31.636	28.497	195.5		
							11	1'44.852	34.122	16.911	29.544	24.275	200.9		
4th	95	Marco MORELLI Red Bull Rookies - Ar ARG						7th	31	Giulio PUGLIESE Red Bull Rookies - Ital ITA					
		Runs=2	Total laps=11	Full laps=8	Valid laps=8				Runs=1	Total laps=11	Full laps=10	Valid laps=10			
1	2'33.408	33.690	17.295	30.000	24.448	192.4	1	1'58.596	32.662	17.187	29.936	25.214	200.0		
2	1'45.152	34.317	17.178	29.453	24.204	193.0	2	1'52.642	39.470	18.298	30.337	24.537	181.0		
3	1'45.135	34.108	17.140	29.671	24.216	192.4	3	1'49.747	34.368	17.194	29.560	28.625	200.0		
							4	1'58.309	41.044	18.696	32.927	25.642	173.3		
							5	1'46.923	34.491	17.340	30.164	24.928	200.6		
							6	1'45.907	34.274	17.028	30.273	24.332	204.3		
							7	1'49.978	38.439	17.050	29.696	24.793	199.6		

Fastest Lap: Alvaro CARPE Red Bull Rookies - Sp SPA **1'43.858** 33.767 16.772 29.331 23.988

DORNA DATA PROCESSING TIMING SERVICE DORNA DATA PROCESSING TIMING SERVICE DORNA DATA PROCESSING TIMING SERVICE DORNA DATA PROCESSING TIMING SERVICE DORNA DATA PROCESSING TIMING SERVICE DORNA DATA PROCESSING TIMING SERVICE DORNA DATA PROCESSING TIMING SERVICE DORNA DATA PROCESSING TIMING SERVICE DORNA DATA PROCCESSS



Qualifying

RookiesCup

Lap	Lap Time	T1	T2	T3	T4	Speed	Lap	Lap Time	T1	T2	T3	T4	Speed
8	1'52.707	34.246	17.226	35.348	25.887	203.6	8	1'50.053	34.878	17.242	32.773	25.160	198.7
9	1'45.124	34.230	16.813	29.701	24.380	202.3	9	1'48.283	35.620	17.862	29.954	24.847	193.3
10	1'58.497	40.939	18.479	30.794	28.285	169.7	10	1'58.103	40.970	17.489	30.340	29.304	193.9
11	1'44.892	34.222	16.791	29.580	24.299	205.7	11	1'45.316	34.643	16.880	29.482	24.311	200.6
8th	73	Valentin PERRONE Red Bull Rookies - Ar ARG					12th	54	Veda PRATAMA Red Bull Rookies - Ind INA				
		Runs=1	Total laps=11	Full laps=10	Valid laps=6			Runs=1	Total laps=11	Full laps=10	Valid laps=8		
1	2'05.054	31.956	17.250	30.021	24.592	196.1	1	2'14.294	35.459	17.195	30.441	25.619	196.4
2	1'45.582	34.552	17.095	29.562	24.373	196.4	2	1'46.150	34.871	16.954	29.699	24.626	200.6
3	1'49.399	34.301	17.239	29.965	27.894	194.2	3	1'45.938	34.242	17.123	29.774	24.799	194.2
4	1'58.225	40.276	17.793	34.397	25.759	192.7	4	1'53.259	34.863	17.548	32.174	28.674	198.7
5	1'44.915	34.128	16.824	29.561	24.402	204.3	5	1'46.201	34.398	17.034	30.012	24.757	204.6
6	1'49.695	34.561	17.293	32.749*	25.092	195.8	6	1'45.317	34.278	16.881	29.682	24.476	202.3
7	1'44.887	33.995	16.968	29.583	24.341*	197.4	7	1'49.719	34.189	17.065	33.591	24.874	195.8
8	1'53.617	40.991	17.226	30.461	24.939	197.1	8	1'53.813	34.615	17.674	30.398	31.126*	193.6
9	1'51.263	39.571	17.224	30.040	24.428*	199.6	9	1'49.539	37.264	17.265	30.162	24.848	198.7
10	1'53.607	34.126	17.309	33.289	28.883	199.0	10	1'52.852	34.709	17.286	31.935*	28.922	196.7
11	1'45.152	34.060	16.825	29.765	24.502*	199.6	11	1'45.658	34.744	16.856	29.592	24.466	201.6
9th	70	Kristian DANIEL Red Bull Rookies - Uni USA					13th	50	Carter THOMPSON Red Bull Rookies - Au AUS				
		Runs=1	Total laps=11	Full laps=10	Valid laps=7			Runs=1	Total laps=11	Full laps=10	Valid laps=10		
1	2'09.600	32.736	17.592	32.180	25.497	196.4	1	2'00.686	32.214	17.443	30.230	25.245	193.0
2	1'47.894	34.621	17.241	30.045	25.987*	196.1	2	1'46.590	34.695	17.342	29.929	24.624	190.6
3	1'46.973	34.685	17.473	29.991	24.824*	193.6	3	1'53.364	39.115	17.028	29.977	27.244	199.6
4	1'54.184	35.073	18.698	32.493	27.920	178.1	4	1'53.486	39.305	17.919	30.923	25.339	188.3
5	1'47.813	34.251	17.183	30.922	25.457	200.0	5	1'51.675	35.673	17.680	30.887	27.435	191.5
6	1'47.345	35.705	16.955	30.002	24.683	200.9	6	1'46.767	35.066	16.988	30.161	24.552	200.6
7	1'45.030	34.156	16.930	29.541	24.403	204.0	7	1'45.446	34.501	16.888	29.514	24.543	198.7
8	1'54.531	34.930	18.234	31.726	29.641	183.5	8	1'50.236	35.797	17.640	30.777	26.022	191.2
9	1'48.747	37.117	17.329	29.662	24.639*	196.7	9	1'54.759	42.880	17.105	30.118	24.656	200.9
10	1'46.322	34.407	17.251	29.877	24.787	196.4	10	1'49.897	34.278	17.065	30.793	27.761	199.6
11	1'46.070	34.176	17.325	29.828	24.741	193.3	11	1'46.621	34.586	17.306	30.098	24.631	193.0
10th	13	Hakim DANISH Red Bull Rookies - Ma MAL					14th	44	Milan PAWELEC Red Bull Rookies - Pol POL				
		Runs=1	Total laps=11	Full laps=10	Valid laps=10			Runs=1	Total laps=11	Full laps=10	Valid laps=10		
1	2'15.322	35.793	17.489	30.625	24.832	193.3	1	2'14.213	33.152	17.567	30.329	25.418	190.9
2	1'46.251	34.568	17.175	30.033	24.475	199.0	2	1'46.600	34.755	17.304	29.676	24.865	194.9
3	1'46.671	34.644	17.275	30.124	24.628	193.9	3	1'50.077	34.552	17.500	32.561	25.464	193.0
4	1'50.871	34.460	17.152	33.461	25.798	196.4	4	1'50.487	34.440	17.425	33.783	24.839	192.4
5	1'46.353	34.523	16.830	30.381	24.619	201.9	5	1'45.457	34.287	17.053	29.455	24.662	198.0
6	1'47.753	34.408	17.629	30.678	25.038	196.4	6	1'51.905	40.197	17.096	30.064	24.548	196.7
7	1'50.058	34.364	17.300	30.316	28.078	199.3	7	1'50.157	34.144	17.551	32.712	25.750	193.9
8	1'45.652	34.214	16.797	29.933	24.708	202.3	8	1'48.509	34.430	17.213	30.489	26.377	195.2
9	1'57.977	44.258	18.065	30.563	25.091	187.7	9	1'51.083	36.345	17.770	30.394	26.574	192.4
10	1'49.246	34.420	17.118	30.508	27.200	196.1	10	1'50.622	34.445	17.762	32.425	25.990	194.9
11	1'45.157	34.352	16.837	29.615	24.353	201.6	11	1'45.497	34.185	17.079	29.580	24.653	199.0
11th	48	Lenoxx PHOMMAR Red Bull Rookies - Sw SWI					15th	57	Leonardo ZANNI Red Bull Rookies - Ital ITA				
		Runs=1	Total laps=11	Full laps=10	Valid laps=9			Runs=2	Total laps=11	Full laps=9	Valid laps=8		
1	2'14.412	35.305	17.355	30.829	26.068	195.8	1	2'03.969	32.081	17.367	30.003	32.005	193.9
2	1'46.348	34.970	16.982	29.751	24.645	199.0	2	2'02.574	31.499	17.089	29.699	24.509	197.7
3	1'47.740	35.648	17.252	30.062	24.778	196.1	3	1'45.495	34.450	17.045	29.565	24.435	197.1
4	1'48.410	34.549	17.033	31.026*	25.802	197.7	4	1'49.490	34.432	17.157	33.006	24.895	198.7
5	1'46.705	34.985	16.981	30.104	24.635	199.0	5	1'46.768	34.384	17.036	30.406	24.942	202.6
6	1'46.240	34.591	17.073	29.734	24.842	196.4	6	1'45.699	34.221	16.940	29.713	24.825	200.3
7	1'52.133	40.638	17.003	29.683	24.809	198.3	7	1'47.229	34.279	16.950	30.165	25.835	199.0

Fastest Lap: Alvaro CARPE Red Bull Rookies - Sp SPA 1'43.858 33.767 16.772 29.331 23.988

DORNA DATA PROCESSING TIMING SERVICE DORNA DATA PROCESSING TIMING SERVICE DORNA DATA PROCESSING TIMING SERVICE DORNA DATA PROCESSING TIMING SERVICE DORNA DATA PROCESSING TIMING SERVICE DORNA DATA PROCESSING TIMING SERVICE DORNA DATA PROCESSING TIMING SERVICE DORNA DATA PROCCESSS



Qualifying

RookiesCup

Lap	Lap Time	T1	T2	T3	T4	Speed	Lap	Lap Time	T1	T2	T3	T4	Speed
8	1'49.189	34.236	17.475	31.265	26.213	194.9	8	1'46.607	34.386	17.072	30.135	25.014	203.6
9	1'57.366	42.880	17.424	31.442	25.620	194.2	9	1'55.465	43.199	17.354	30.302	24.610	205.0
10	1'48.180 *	34.185	17.143	30.069*	26.783	198.7	10	1'50.699	34.709	17.169	31.531	27.290	203.6
11	1'45.536	34.259	16.993	29.881	24.403	196.7	11	1'46.666	34.239	17.215	30.632	24.580	198.0

16th 5 Leo RAMMERSTOR Red Bull Rookies - Au AUT
Runs=1 Total laps=11 Full laps=10 Valid laps=6

1	1'58.728	32.729	17.458	30.042	25.502	196.7
2	1'52.103	35.339	17.555	33.647	25.562	197.1
3	1'45.903	34.493	17.177	29.726	24.507	194.2
4	2'00.452	45.101	17.422	32.294	25.635	197.7
5	1'46.644	34.485	17.074	30.038	25.047	198.0
6	1'46.254 *	34.427	17.123	29.653	25.051*	196.4
7	1'52.511 *	40.71*	17.022	29.819	24.959	200.6
8	1'48.248	34.538	17.124	30.357	26.229	202.6
9	1'50.948 *	39.083	17.061	30.009	24.795*	198.7
10	1'56.164 *	34.480	17.653	33.646*	30.385	188.8
11	1'45.577	34.472	16.865	29.588	24.652	201.6

20th 52 Evan BELFORD Red Bull Rookies - Gr GBR
Runs=1 Total laps=11 Full laps=10 Valid laps=10

1	2'01.225	32.406	17.240	30.251	25.094	195.2
2	1'46.301	35.005	17.102	29.742	24.452	196.7
3	1'51.110	38.600	17.283	30.093	25.134	195.8
4	1'54.709	39.098	18.107	31.569	25.935	186.3
5	1'50.766	36.612	17.749	30.757	25.648	191.2
6	1'46.001	34.696	17.050	29.719	24.536	197.1
7	1'50.940	39.258	17.157	29.783	24.742	196.4
8	1'47.525	34.603	16.971	29.802	26.149	200.6
9	1'55.465	43.037	17.210	30.354	24.864	200.6
10	1'55.724	41.336	17.272	30.757	26.359	195.2
11	1'47.371	34.649	17.130	30.867	24.725	196.4

17th 24 Guillem PLANQUES Red Bull Rookies - Fra FRA
Runs=2 Total laps=11 Full laps=9 Valid laps=8

1	2'04.232 P	31.752	17.346	30.073	31.201	195.5
2	2'02.560	31.486	17.268	29.866	24.374	196.4
3	1'45.737	34.385	17.079	29.770	24.503	197.7
4	1'46.465	34.493	17.022	29.817	25.133	199.0
5	1'46.946	34.512	16.942	30.686	24.806	201.6
6	1'45.723	34.415	17.082	29.707	24.519	201.3
7	1'49.822	36.212	17.234	30.417	25.959	200.9
8	1'49.178	34.388	17.504	31.532	25.754	200.3
9	1'51.715 *	38.815	17.228	31.004	24.668*	197.7
10	1'54.468	34.718	17.618	33.108	29.024	193.9
11	1'45.840	34.232	17.043	29.979	24.586	201.3

21st 16 Joel PONS Red Bull Rookies - Sp SPA
Runs=2 Total laps=11 Full laps=8 Valid laps=8

1	1'58.475	32.540	17.513	30.356	25.513	196.1
2	1'48.617	35.496	17.581	30.390	25.150	195.2
3	1'48.048	35.025	17.473	30.399	25.151	193.3
4	1'47.602	34.810	17.443	30.399	24.950	193.6
5	1'47.256	34.908	17.384	30.140	24.824	194.2
6	1'55.887 P	34.744	17.437	31.131	32.575	194.9
7	2'03.665	31.755	17.825	30.205	24.558	195.8
8	1'47.654	35.274	17.172	29.719	25.489	197.1
9	1'47.196	34.819	17.293	30.374	24.710	198.3
10	1'56.196	34.824	22.951	31.653	26.768	197.7
11	1'46.154	34.401	17.007	30.039	24.707	199.3

18th 4 Sullivan MOUNSEY Red Bull Rookies - Gr GBR
Runs=1 Total laps=11 Full laps=9 Valid laps=9

1	2'01.102	32.949	18.055	30.287	25.029	190.3
2	1'46.679	34.759	17.212	30.211	24.497	195.2
3	1'52.480	38.431	17.469	29.926	26.654	196.7
4	1'57.996	40.106	17.873	31.639	28.378	193.3
5	1'47.802	34.932	17.118	30.710	25.042	200.6
6	1'46.725	34.879	17.009	30.136	24.701	199.6
7	1'45.883	34.681	16.996	29.594	24.612	198.3
8	1'50.048	35.282	17.634	30.704	26.428	191.2
9	1'54.569	42.581	17.113	30.168	24.707	201.9
10	1'49.982	34.283	17.115	29.985	28.599	198.3
11	2'09.455 P	36.050	26.553	33.224	33.628	94.4

22nd 20 Jakkreephat PHUET Red Bull Rookies - Th THA
Runs=1 Total laps=11 Full laps=10 Valid laps=10

1	2'08.251	32.744	19.289	34.035	25.340	196.7
2	1'49.587	35.171	17.493	30.546	26.377	194.9
3	1'47.287	34.882	17.281	30.185	24.939	195.8
4	1'52.836	35.761	18.012	32.261	26.802	193.6
5	1'47.361	34.988	17.263	30.225	24.885	196.7
6	1'46.194	34.612	17.162	29.828	24.592	199.3
7	1'46.256	34.289	17.163	29.931	24.873	196.4
8	1'55.867	41.505	17.356	31.094	25.912	200.3
9	1'50.220	37.946	17.173	30.348	24.753	202.6
10	1'48.957	34.709	17.379	30.019	26.850	198.7
11	1'47.124	34.891	17.335	30.336	24.562	196.4

19th 56 Kevin FARKAS Red Bull Rookies - Hu HUN
Runs=1 Total laps=11 Full laps=10 Valid laps=10

1	2'00.819	33.120	17.700	30.308	24.826	197.7
2	1'51.672	39.200	17.465	30.347	24.660	197.4
3	1'47.097	34.732	17.302	30.158	24.905	198.3
4	1'57.884	42.509	17.519	32.028	25.828	198.7
5	1'51.476	34.633	17.165	34.610	25.068	201.9
6	1'47.679	35.478	17.330	30.108	24.763	198.3
7	1'45.947	34.555	16.959	29.838	24.595	203.3

23rd 7 Rocco SESSLER Red Bull Rookies - Ge GER
Runs=1 Total laps=11 Full laps=10 Valid laps=10

1	2'22.894	31.734	17.632	30.559	25.178	191.8
2	1'46.966	34.794	17.309	29.862	25.001	194.9
3	1'47.648	34.838	17.605	30.160	25.045	191.2
4	1'47.282	34.810	17.614	29.972	24.886	190.9
5	1'47.305	34.750	17.570	30.076	24.909	192.7
6	1'46.915	34.828	17.155	30.282	24.650	196.4
7	1'46.289	34.393	17.225	29.793	24.878	196.1

Fastest Lap: Alvaro CARPE Red Bull Rookies - Sp SPA **1'43.858** 33.767 16.772 29.331 23.988

DORNA DATA PROCESSING TIMING SERVICE DORNA DATA PROCESSING TIMING SERVICE DORNA DATA PROCESSING TIMING SERVICE DORNA DATA PROCESSING TIMING SERVICE DORNA DATA PROCESSING TIMING SERVICE DORNA DATA PROCESSING TIMING SERVICE DORNA DATA PROCESSING TIMING SERVICE DORNA DATA PROCESSING TIMING SERVICE DORNA DATA PROCESSING TIMING SERVICE DORNA DATA PROCESSING TIMING SERVICE DORNA DATA PROCESSING TIMING SERVICE DORNA DATA PROCESSING TIMING SERVICE DORNA DATA PROCESSING TIMING SERVICE DORNA DATA PROCESSING TIMING SERVICE DORNA DATA PROCCESSS

Qualifying

RookiesCup

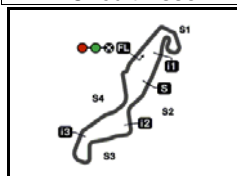
Lap	Lap Time	T1	T2	T3	T4	Speed	Lap	Lap Time	T1	T2	T3	T4	Speed
8	1'47.257	34.622	17.282	29.741	25.612	195.8							
9	1'48.114	34.663	18.357	30.177	24.917	182.4							
10	1'56.065	39.171	17.326	30.833	28.735	197.4							
11	1'46.338	34.672	17.135	29.664	24.867	197.4							

24th 45 Kgototso MONONY Red Bull Rookies - So RSA
 Runs=1 Total laps=11 Full laps=10 Valid laps=10

1	2'14.164	35.374	18.053	33.845	27.292	190.3							
2	1'48.157	35.506	17.407	30.316	24.928	196.4							
3	1'48.869	35.021	17.904	30.517	25.427	192.7							
4	1'48.321	34.666	17.378	30.412	25.865	196.1							
5	1'47.450	34.770	17.219	29.989	25.472	199.3							
6	1'48.287	35.896	17.319	30.089	24.983	198.3							
7	1'47.157	34.573	17.339	29.807	25.438	195.5							
8	1'52.150	34.994	17.370	33.889	25.897	199.6							
9	1'46.861	34.818	17.240	29.792	25.011	196.7							
10	1'54.545	34.865	18.040	30.947	30.693	188.5							
11	1'47.207	34.925	17.182	29.942	25.158	198.7							

Fastest Lap: Alvaro CARPE Red Bull Rookies - Sp SPA **1'43.858** 33.767 16.772 29.331 23.988

DORNA DATA PROCESSING TIMING SERVICE DORNA DATA PROCESSING TIMING SERVICE DORNA DATA PROCESSING TIMING SERVICE DORNA DATA PROCESSING TIMING SERVICE DORNA DATA PROCESSING TIMING SERVICE DORNA DATA PROCESSING TIMING SERVICE DORNA DATA PROCESSING TIMING SERVICE DORNA DATA PROCCESSSS



4542 m.

MOTUL TT ASSEN
Official Starting Grid

Race : 15 laps = 68.13 km



1	1 1'43.858 83 Alvaro CARPE KTM	2 1'44.263 27 Rico SALMELA KTM	3 1'44.354 51 Brian URIARTE KTM
2	4 1'44.439 95 Marco MORELLI KTM	5 1'44.558 11 Ruché MOODLEY KTM	6 1'44.852 47 Dodo BOGGIO KTM
3	7 1'44.892 31 Giulio PUGLIESE KTM	8 1'44.915 73 Valentin PERRONE KTM	9 1'45.030 70 Kristian DANIEL KTM
4	10 1'45.157 13 Hakim DANISH KTM	11 1'45.316 48 Lenox PHOMMARA KTM	12 1'45.317 54 Veda PRATAMA KTM
5	13 1'45.446 50 Carter THOMPSON KTM	14 1'45.457 44 Milan PAWELEC KTM	15 1'45.495 57 Leonardo ZANNI KTM
6	16 1'45.577 5 Leo RAMMERSTORFER KTM	17 1'45.723 24 Guillem PLANQUES KTM	18 1'45.883 4 Sullivan MOUNSEY KTM
7	19 1'45.947 56 Kevin FARKAS KTM	20 1'46.001 52 Evan BELFORD KTM	21 1'46.154 16 Joel PONS KTM
8	22 1'46.194 20 Jakkreephat PHUETTISAN KTM	23 1'46.289 7 Rocco SESSLER KTM	24 1'46.861 45 Kgotso MONONYANE KTM

FIM RookiesCup Stewards long lap penalty for riders #4, #27, #31, #44, #50, #52, #56, #73 & #83

The results are provisional until the end of the limit for protest and appeals and until the ratification of the Event Management Committee.

Time limit for protest expires 60' at the latest after publication of the results - Time:

DORNA DATA PROCESSING TIMING SERVICE DORNA DATA PROCESSING TIMING SERVICE DORNA DATA PROCESSING TIMING SERVICE DORNA DATA PROCESSING TIMING SERVICE DORNA DATA PROCESSING TIMING SERVICE DORNA DATA PROCESSING TIMING SERVICE DORNA DATA PROCESSING TIMING SERVICE DORNA DATA PROCESSING TIMING SERVICE DORNA DATA PROCCEESSS