


4542 m.

MOTUL TT ASSEN

Race Nr.1

Classification after 15 laps = 68.13 km

Pos		Rider	Nation	Team	Motorcycle	Total Time	Km/h	Gap
1	25	51 Brian URIARTE	SPA	Red Bull Rookies - Spain	KTM	26'25.788	154.6	
2	20	27 Rico SALMELA	FIN	Red Bull Rookies - Finland	KTM	26'25.900	154.6	0.112
3	16	73 Valentin PERRONE	ARG	Red Bull Rookies - Argentina	KTM	26'26.358	154.6	0.570
4	13	54 Veda PRATAMA	INA	Red Bull Rookies - Indonesia	KTM	26'26.446	154.6	0.658
5	11	11 Ruché MOODLEY	RSA	Red Bull Rookies - South Africa	KTM	26'26.498	154.5	0.710
6	10	83 Alvaro CARPE	SPA	Red Bull Rookies - Spain	KTM	26'26.597	154.5	0.809
7	9	31 Giulio PUGLIESE	ITA	Red Bull Rookies - Italy	KTM	26'26.705	154.5	0.917
8	8	57 Leonardo ZANNI	ITA	Red Bull Rookies - Italy	KTM	26'26.928	154.5	1.140
9	7	50 Carter THOMPSON	AUS	Red Bull Rookies - Australia	KTM	26'27.183	154.5	1.395
10	6	70 Kristian DANIEL	USA	Red Bull Rookies - United States	KTM	26'27.241	154.5	1.453
11	5	13 Hakim DANISH	MAL	Red Bull Rookies - Malaysia	KTM	26'27.283	154.5	1.495
12	4	24 Guillem PLANQUES	FRA	Red Bull Rookies - France	KTM	26'27.833	154.4	2.045
13	3	47 Dodo BOGGIO	ITA	Red Bull Rookies - Italy	KTM	26'27.906	154.4	2.118
14	2	95 Marco MORELLI	ARG	Red Bull Rookies - Argentina	KTM	26'33.025	153.9	7.237
15	1	56 Kevin FARKAS	HUN	Red Bull Rookies - Hungary	KTM	26'42.169	153.0	16.381
16		44 Milan PAWELEC	POL	Red Bull Rookies - Poland	KTM	26'42.261	153.0	16.473
17		20 Jakkreepat PHUETTISA	THA	Red Bull Rookies - Thailand	KTM	26'42.473	153.0	16.685
18		4 Sullivan MOUNSEY	GBR	Red Bull Rookies - Great Britain	KTM	26'42.545	153.0	16.757
19		5 Leo RAMMERSTORFER	AUT	Red Bull Rookies - Austria	KTM	26'46.843	152.6	21.055
20		45 Kgopotso MONONYANE	RSA	Red Bull Rookies - South Africa	KTM	26'48.549	152.7	22.761
21		7 Rocco SESSLER	GER	Red Bull Rookies - Germany	KTM	26'51.257	152.2	25.469
22		48 Lenox PHOMMARA	SWI	Red Bull Rookies - Switzerland	KTM	26'51.445	152.2	25.657
23		52 Evan BELFORD	GBR	Red Bull Rookies - Great Britain	KTM	27'00.083	151.3	34.295
Not classified								
		16 Joel PONS	SPA	Red Bull Rookies - Spain	KTM	17'43.116	153.8	5 laps

The results are provisional until the end of the limit for protest and appeals.

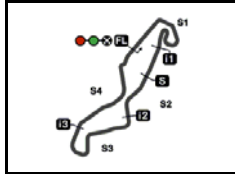
Time limit for protest expires 60' after publication of the results - Time:

DORNA DATA PROCESSING TIMING SERVICE DORNA DATA PROCESSING TIMING SERVICE DORNA DATA PROCESSING TIMING SERVICE DORNA DATA PROCESSING TIMING SERVICE DORNA DATA PROCESSING TIMING SERVICE DORNA DATA PROCESSING
TIMING SERVICE DORNA DATA PROCESSING TIMING SERVICE DORNA DATA PROCESSING TIMING SERVICE DORNA DATA PROCESSING

TT Circuit Assen

Results and timing service provided by **TISSOT**

Revised

RookiesCup

4542 m.

MOTUL TT ASSEN**Race Nr.1****Classification after 15 laps = 68.13 km**

Pos	Rider	Nation	Team	Motorcycle	Total Time	Km/h	Gap
-----	-------	--------	------	------------	------------	------	-----

Race condition: Dry

Air: 25°

Humidity: 41%

Ground: 49°

Pole Position:**Fastest Lap (New record):****Best Race Lap:****All-Time Lap Record:**

Alvaro CARPE 1'43.858 157.4 Km/h

Lap 6 Marco MORELLI 1'44.069 157.1 Km/h

2023 Alvaro CARPE 1'44.964 155.7 Km/h

2024 Alvaro CARPE 1'43.858 157.4 Km/h

16:50'18

16:55'29

16:59'57**17:02'27**

17:03'08 Marco MORELLI

17:03'26 Marco MORELLI

17:03'51 -**17:03'54** Sullivan MOUNSEY**17:03'54** Rico SALMELA**17:03'55** Giulio PUGLIESE**17:03'55** Carter THOMPSON**17:03'56** Evan BELFORD**17:03'56** Milan PAWELEC**17:03'57** Valentin PERRONE**17:03'57** Kevin FARKAS**17:03'58** Alvaro CARPE**17:06'53** Valentin PERRONE**17:06'53** Alvaro CARPE**17:06'53** Carter THOMPSON**17:06'53** Milan PAWELEC**17:06'53** Giulio PUGLIESE**17:06'53** Rico SALMELA**17:08'14** Kevin FARKAS**17:10'21** Evan BELFORD**17:15'24** Joel PONS

17:20'42 Joel PONS

17:22'24 Kristian DANIEL**17:28'26** Kgopotso MONONYANE**17:32'40** Kgopotso MONONYANE**SIGHTING LAP START**

All bikes on grid

WARM UP LAP START**RACE START**

crashed out - Rider OK

re-joined race

No jump starts**long lap penalty****long lap penalty****long lap penalty****long lap penalty****long lap penalty****long lap penalty****long lap penalty****long lap penalty****long lap penalty - COMPLETED****long lap penalty - COMPLETED****long lap penalty - COMPLETED****long lap penalty - COMPLETED****long lap penalty - COMPLETED****long lap penalty - COMPLETED****long lap penalty - COMPLETED****long lap penalty - COMPLETED****long lap penalty - COMPLETED****track limits warning**

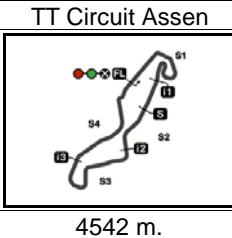
crashed out - Rider OK

track limits warning**long lap penalty due to shortcut at T17****3 seconds penalty - insufficient time to complete long lap penalty**

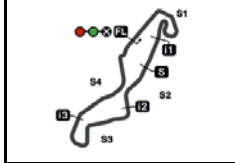
The results are provisional until the end of the limit for protest and appeals.

Time limit for protest expires 60' after publication of the results - Time:

DORNA DATA PROCESSING TIMING SERVICE DORNA DATA PROCESSING TIMING SERVICE DORNA DATA PROCESSING TIMING SERVICE DORNA DATA PROCESSING TIMING SERVICE DORNA DATA PROCESSING TIMING SERVICE DORNA DATA PROCESSING
TIMING SERVICE DORNA DATA PROCESSING TIMING SERVICE DORNA DATA PROCESSING TIMING SERVICE DORNA DATA PROCESSING TIMING SERVICE DORNA DATA PROCESSING**Assen, Saturday, June 29, 2024**

**MOTUL TT ASSEN****Race Nr.1****Top Speed & Average**

<i>Rider</i>	<i>Nation</i>	<i>Motorcycle</i>	<i>Top 5 speeds</i>					<i>Average</i>	<i>Top</i>
11 Ruché MOODLEY	RSA	KTM	208.8	208.1	207.8	207.1	206.7	207.5	208.8
16 Joel PONS	SPA	KTM	208.8	207.4	206.4	205.7	205.0	206.7	208.8
73 Valentin PERRONE	ARG	KTM	208.8	207.8	207.8	207.1	205.7	207.4	208.8
27 Rico SALMELA	FIN	KTM	208.5	207.1	207.1	206.4	205.3	206.6	208.5
31 Giulio PUGLIESE	ITA	KTM	207.8	207.8	207.4	207.4	207.1	207.4	207.8
51 Brian URIARTE	SPA	KTM	207.8	205.0	204.6	204.6	204.3	205.3	207.8
54 Veda PRATAMA	INA	KTM	207.8	207.1	207.1	207.1	206.4	207.1	207.8
56 Kevin FARKAS	HUN	KTM	207.4	206.0	205.7	205.3	202.9	205.5	207.4
83 Alvaro CARPE	SPA	KTM	207.1	205.0	204.3	204.0	200.6	204.2	207.1
70 Kristian DANIEL	USA	KTM	206.7	206.7	205.7	205.0	205.0	205.8	206.7
57 Leonardo ZANNI	ITA	KTM	206.0	205.3	205.0	205.0	204.6	205.1	206.0
5 Leo RAMMERSTORFER	AUT	KTM	205.7	204.6	203.3	202.9	201.9	203.4	205.7
24 Guillem PLANQUES	FRA	KTM	205.7	204.6	204.6	204.6	204.6	204.8	205.7
47 Dodo BOGGIO	ITA	KTM	205.7	204.6	204.6	204.3	204.3	204.7	205.7
13 Hakim DANISH	MAL	KTM	205.0	203.6	202.9	202.9	202.6	203.2	205.0
50 Carter THOMPSON	AUS	KTM	205.0	205.0	204.3	203.3	203.3	204.0	205.0
20 Jakkreephat PHUETTISAN	THA	KTM	204.6	204.6	204.6	204.0	204.0	204.4	204.6
48 Lenox PHOMMARA	SWI	KTM	203.6	202.3	201.9	201.9	201.6	202.3	203.6
52 Evan BELFORD	GBR	KTM	202.9	201.3	200.9	199.3	199.3	200.7	202.9
95 Marco MORELLI	ARG	KTM	202.9	201.6	200.3	200.3	200.0	200.9	202.9
4 Sullivan MOUNSEY	GBR	KTM	202.3	201.9	201.9	201.6	201.6	201.9	202.3
45 Kgopotso MONONYANE	RSA	KTM	201.9	201.6	201.3	201.3	200.9	201.4	201.9
7 Rocco SESSLER	GER	KTM	200.9	200.6	199.6	199.0	198.7	199.8	200.9
44 Milan PAWELEC	POL	KTM	200.3	200.0	199.3	198.7	198.7	199.4	200.3




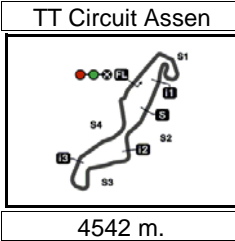
4542 m.

MOTUL TT ASSEN

Race Nr.1

Fastest Laps Sequence

Lap	Race Time	 Rider	Nation	Motorcycle	Time	Km/h	Riders's Lap
2	3'38.113	73 Valentin PERRONE	ARG	KTM	1'46.001	154.2	2
2	3'38.417	27 Rico SALMELA	FIN	KTM	1'45.933	154.3	2
2	3'38.705	24 Guillem PLANQUES	FRA	KTM	1'45.730	154.6	2
2	3'50.918	95 Marco MORELLI	ARG	KTM	1'45.582	154.8	2
3	5'24.375	11 Ruché MOODLEY	RSA	KTM	1'45.562	154.8	3
3	5'24.609	13 Hakim DANISH	MAL	KTM	1'45.399	155.1	3
3	5'35.875	95 Marco MORELLI	ARG	KTM	1'44.957	155.7	3
4	7'10.987	31 Giulio PUGLIESE	ITA	KTM	1'44.840	155.9	4
4	7'20.610	95 Marco MORELLI	ARG	KTM	1'44.735	156.1	4
6	10'40.595	73 Valentin PERRONE	ARG	KTM	1'44.588	156.3	6
6	10'49.439	95 Marco MORELLI	ARG	KTM	1'44.069	157.1	6



4542 m.

MOTUL TT ASSEN**Race Nr.1****Chronological Analysis of Performances**

* Lap / Sector time cancelled

T1 Time from finish line to 1st intermediate

T3 Time from 2nd intermed. to 3rd intermed.

P Crossing the finish line in pit lane

T2 Time from 1st intermed. to 2nd intermed.

T4 Time from 3rd intermediate to finish line

Lap	Lap Time	T1	T2	T3	T4	Speed	Lap	Lap Time	T1	T2	T3	T4	Speed	
1st	51	Brian URIARTE Red Bull Rookies - Sp SPA						9	1'45.880	34.512	16.869	29.744	24.755	201.3
		Runs=1	Total laps=15	Full laps=14	Valid laps=13		10	1'44.918	34.237	16.781	29.441	24.459	202.6	
1	1'52.093	40.268	17.371	29.462	24.992	194.2	11	1'44.590	33.985	16.641	29.261	24.703	207.1	
2	1'46.058	34.479	17.144	29.715	24.720	201.3	12	1'45.291	34.367	16.755	29.432	24.737	205.0	
3	1'46.139 *	34.476	17.048	29.676	24.939*	198.7	13	1'45.556	34.248	16.725	29.607	24.976	207.8	
4	1'45.560	34.889	16.754	29.400	24.517	202.3	14	1'44.811	34.069	16.707	29.522	24.513	203.6	
5	1'45.630	34.593	16.797	29.584	24.656	204.6	15	1'45.371	34.015	16.910	29.408	25.038	201.3	
6	1'44.850	34.059	16.772	29.505	24.514	201.6	4th 54 Veda PRATAMA Red Bull Rookies - Ind INA							
7	1'44.755	34.007	16.716	29.414	24.618	201.9			Runs=1	Total laps=15	Full laps=14	Valid laps=14		
8	1'46.837	34.817	17.220	30.386	24.414	198.7	1	1'52.313	40.773	17.115	29.428	24.997	204.6	
9	1'45.145	34.041	16.854	29.779	24.471	207.8	2	1'46.008	34.694	16.869	29.751	24.694	204.3	
10	1'44.313	34.118	16.635	29.254	24.306	204.6	3	1'45.843	34.516	16.745	29.626	24.956	203.6	
11	1'44.455	34.284	16.654	29.268	24.249	205.0	4	1'46.041	34.543	17.038	29.645	24.815	200.0	
12	1'44.757	34.175	16.705	29.371	24.506	204.3	5	1'45.385	34.293	16.844	29.630	24.618	202.3	
13	1'45.240	34.138	16.788	29.573	24.741	204.0	6	1'44.930	34.391	16.706	29.293	24.540	204.3	
14	1'45.490	34.310	16.858	29.542	24.780	200.6	7	1'45.057	34.498	16.682	29.333	24.544	207.1	
15	1'44.466	33.934	16.734	29.488	24.310	201.9	8	1'44.744	34.257	16.720	29.348	24.419	202.6	
2nd 27 Rico SALMELA Red Bull Rookies - Fin FIN							9	1'45.465	34.414	16.867	29.616	24.568	204.0	
		Runs=1	Total laps=15	Full laps=14	Valid laps=13		10	1'45.139	34.562	16.671	29.369	24.537	207.1	
1	1'52.484	40.309	17.022	29.831	25.322	197.4	11	1'44.678	34.057	16.620	29.203	24.798	206.4	
2	1'45.933	34.455	16.859	29.697	24.922	204.6	12	1'45.372	34.211	16.705	29.618	24.838	207.1	
3	1'47.109	36.771	16.621	29.402	24.315	206.4	13	1'45.166	34.398	16.636	29.330	24.802	202.6	
4	1'45.291	34.456	16.620	29.696	24.519	207.1	14	1'45.596	34.288	16.713	29.465	25.130	204.6	
5	1'45.164	34.532	16.522	29.359	24.751	208.5	15	1'44.709	34.030	16.511	29.465	24.703	207.8	
6	1'44.858	34.242	16.563	29.259	24.794	207.1	5th 11 Ruché MOODLEY Red Bull Rookies - So RSA							
7	1'44.538	34.024	16.625	29.409	24.480	204.3			Runs=1	Total laps=15	Full laps=14	Valid laps=14		
8	1'44.737	34.019	16.593	29.416	24.709	205.0	1	1'52.668	40.568	17.403	29.615	25.082	202.3	
9	1'45.733 *	34.54*	16.867	29.693	24.624	201.9	2	1'46.145	34.605	16.750	29.839	24.951	205.0	
10	1'44.808	34.370	16.692	29.420	24.326	205.3	3	1'45.562	34.348	16.772	29.495	24.947	206.7	
11	1'44.803	33.909	16.706	29.438	24.750	204.0	4	1'45.421	34.451	16.789	29.359	24.822	203.3	
12	1'44.987	34.098	16.695	29.539	24.655	203.6	5	1'45.473	34.283	16.945	29.537	24.708	201.3	
13	1'45.446	34.144	16.761	29.803	24.738	202.6	6	1'45.802	34.426	16.763	29.439	25.174	205.3	
14	1'45.508	34.121	16.875	29.524	24.988	198.3	7	1'45.321	34.407	16.840	29.392	24.682	203.6	
15	1'44.501	34.061	16.618	29.454	24.368	205.3	8	1'44.903	34.284	16.793	29.451	24.375	208.1	
3rd 73 Valentin PERRONE Red Bull Rookies - Ar ARG							9	1'45.340	34.405	16.924	29.714	24.297	203.3	
		Runs=1	Total laps=15	Full laps=14	Valid laps=14		10	1'45.076	34.350	16.709	29.439	24.578	207.1	
1	1'52.112	40.367	17.070	29.506	25.169	197.7	11	1'44.730	34.378	16.624	29.216	24.512	207.8	
2	1'46.001	34.577	16.916	29.765	24.743	204.6	12	1'44.941	34.210	16.493	29.261	24.977	208.8	
3	1'47.096	36.640	16.587	29.488	24.381	205.7	13	1'45.495	34.131	16.656	29.308	25.400	206.7	
4	1'45.485	34.431	16.659	29.914	24.481	208.8	14	1'44.954	34.230	16.675	29.349	24.700	204.3	
5	1'45.313	34.530	17.002	29.470	24.311	201.9	15	1'44.667	34.159	16.605	29.445	24.458	205.3	
6	1'44.588	34.302	16.573	29.228	24.485	207.8	Fastest Lap: Marco MORELLI Red Bull Rookies - Ar ARG 1'44.069 33.982 16.841 29.162 24.084							
7	1'44.548	34.084	16.713	29.465	24.286	202.3	DORNA DATA PROCESSING TIMING SERVICE DORNA DATA PROCESSING TIMING SERVICE DORNA DATA PROCESSING TIMING SERVICE DORNA DATA PROCESSING TIMING SERVICE DORNA DATA PROCESSING TIMING SERVICE DORNA DATA PROCESSING TIMING SERVICE DORNA DATA PROCESSING TIMING SERVICE DORNA DATA PROCCEESSS							
8	1'44.798	34.083	16.703	29.406	24.606	203.3								

Fastest Lap: Marco MORELLI Red Bull Rookies - Ar ARG **1'44.069** 33.982 16.841 29.162 24.084

DORNA DATA PROCESSING TIMING SERVICE DORNA DATA PROCESSING TIMING SERVICE DORNA DATA PROCESSING TIMING SERVICE DORNA DATA PROCESSING TIMING SERVICE DORNA DATA PROCESSING TIMING SERVICE DORNA DATA PROCESSING TIMING SERVICE DORNA DATA PROCESSING TIMING SERVICE DORNA DATA PROCCEESSS



Race Nr.1

RookiesCup

Lap	Lap Time	T1	T2	T3	T4	Speed	Lap	Lap Time	T1	T2	T3	T4	Speed		
6th	83	Alvaro CARPE				Red Bull Rookies - Sp SPA									
	Runs=1	Total laps=15		Full laps=14		Valid laps=14									
1	1'51.958	40.259	16.988	29.643	25.068	197.7	1	1'53.335	41.386	16.979	29.992	24.978	205.0		
2	1'46.488	34.474	17.265	29.991	24.758	197.1	2	1'46.167	34.960	16.763	29.409	25.035	203.3		
3	1'46.905	36.547	16.607	29.544	24.207	204.3	3	1'47.975	36.912	16.799	29.631	24.633	202.3		
4	1'45.024	34.325	16.786	29.555	24.358	207.1	4	1'45.227	34.257	16.750	29.648	24.572	203.3		
5	1'44.887	34.305	16.758	29.579	24.245	205.0	5	1'45.083	34.169	16.792	29.570	24.552	201.6		
6	1'44.957	34.028	16.893	29.553	24.483	198.7	6	1'44.991	34.240	16.840	29.490	24.421	199.6		
7	1'44.712	33.982	16.966	29.353	24.411	198.0	7	1'44.717	34.262	16.725	29.487	24.243	202.3		
8	1'45.088	34.059	16.831	29.512	24.686	200.0	8	1'44.711	34.222	16.755	29.456	24.278	204.3		
9	1'45.463	34.613	16.742	29.752	24.356	204.0	9	1'45.178	34.425	16.707	29.563	24.483	205.0		
10	1'44.864	34.098	16.884	29.430	24.452	200.0	10	1'45.217	34.572	16.752	29.467	24.426	203.3		
11	1'44.907	34.066	16.798	29.401	24.642	200.6	11	1'44.904	34.226	16.802	29.424	24.452	202.3		
12	1'45.113	34.147	16.781	29.622	24.563	199.3	12	1'45.128	34.208	16.877	29.497	24.546	200.6		
13	1'45.237	34.091	16.931	29.619	24.596	199.0	13	1'44.892	34.107	16.786	29.475	24.524	201.9		
14	1'45.249	34.296	16.938	29.508	24.507	198.0	14	1'44.781	34.186	16.866	29.407	24.322	201.3		
15	1'45.745	34.044	16.923	29.475	25.303	198.7	15	1'44.877	34.260	16.729	29.379	24.509	202.9		

7th	31	Giulio PUGLIESE				Red Bull Rookies - Ital ITA									
	Runs=1	Total laps=15		Full laps=14		Valid laps=14									
1	1'53.045	41.291	16.867	29.781	25.106	206.7	1	1'52.747	40.882	17.167	29.803	24.895			
2	1'45.985	34.726	16.711	29.672	24.876	207.1	2	1'46.855	34.724	16.702	29.892	25.537	204.6		
3	1'47.117	36.750	16.700	29.282	24.385	207.4	3	1'45.572	34.419	16.727	29.407	25.019	205.0		
4	1'44.840	34.338	16.642	29.380	24.480	207.8	4	1'45.441	34.609	16.736	29.653	24.443			
5	1'45.310	34.478	16.812	29.508	24.512	207.8	5	1'45.795	34.589	16.892	29.554	24.760	202.9		
6	1'44.949	34.377	16.853	29.373	24.346	205.3	6	1'45.006	34.425	16.773	29.413	24.395	203.6		
7	1'45.012	34.426	16.715	29.428	24.443	207.1	7	1'45.041	34.412	16.762	29.377	24.490	203.6		
8	1'44.775	34.006	16.897	29.295	24.577	203.3	8	1'44.696	34.025	16.764	29.535	24.372	205.7		
9	1'45.164	34.147	16.695	29.438	24.884	207.1	9	1'45.885	34.549	16.765	29.965	24.606*	204.3		
10	1'45.017	34.601	16.791	29.232	24.393	205.0	10	1'44.450	34.288	16.603	29.312	24.247	205.0		
11	1'44.516	33.966	16.636	29.262	24.652	206.7	11	1'44.756	34.365	16.605	29.254	24.532*	206.7		
12	1'45.416	34.419	16.993	29.463	24.541	201.9	12	1'44.837	34.074	16.562	29.327	24.874	206.7		
13	1'45.610	33.926	16.620	29.587	25.477	207.1	13	1'45.394	34.230	16.775	29.319	25.070	202.9		
14	1'45.160	34.163	16.723	29.636	24.638	204.6	14	1'45.600	34.549	16.876	29.489	24.686	202.6		
15	1'44.789	34.256	16.546	29.506	24.481	207.4	15	1'45.166	34.300	16.707	29.437	24.722*	202.9		

8th	57	Leonardo ZANNI				Red Bull Rookies - Ital ITA									
	Runs=1	Total laps=15		Full laps=14		Valid laps=13									
1	1'53.262	41.527	16.881	29.903	24.951	205.0	1	1'52.858	41.072	16.932	29.754	25.100			
2	1'46.033	34.852	16.839	29.424	24.918	201.6	2	1'46.352	34.769	16.869	29.718	24.996	202.6		
3	1'45.495	34.389	16.777	29.636	24.693	201.9	3	1'45.399	34.133	16.685	29.459	25.122	202.6		
4	1'45.678	34.718	16.760	29.851	24.349	206.0	4	1'45.707	34.719	16.728	29.552	24.708	205.0		
5	1'45.248	34.336	16.721	29.623	24.568	205.3	5	1'45.808	34.801	16.908	29.582	24.517	202.6		
6	1'45.040	34.363	16.792	29.322	24.563	203.6	6	1'45.018	34.381	16.714	29.387	24.536	201.9		
7	1'45.192	34.564	16.870	29.419	24.339	202.9	7	1'45.039	34.122	16.907	29.363	24.647	201.6		
8	1'44.828	34.25*	16.682	29.497	24.398	203.6	8	1'45.066	34.225	16.960	29.339	24.542	202.9		
9	1'45.238	34.287	16.845	29.473	24.633	203.3	9	1'45.106	34.330	16.874	29.438	24.464	202.3		
10	1'45.329	34.693	16.747	29.256	24.633	204.0	10	1'44.938	34.191	16.727	29.189	24.831	203.6		
11	1'44.974	34.381	16.809	29.266	24.518	204.6	11	1'44.698	34.145	16.772	29.249	24.532	202.3		
12	1'45.174	34.217	16.739	29.484	24.734	204.6	12	1'45.318	34.176	16.759	29.335	25.048	201.9		
13	1'44.778	34.304	16.678	29.330	24.466	205.0	13	1'45.321	34.336	16.752	29.298	24.935	200.9		
14	1'44.878	34.338	16.789	29.290	24.461	201.3	14	1'44.932	34.262	16.785	29.243	24.642	201.6		
15	1'45.781	34.182	16.782	29.708	25.109	202.3	15	1'45.723	34.051	16.718	29.592	25.362*	202.9		

9th	50	Carter THOMPSON				Red Bull Rookies - Au AUS									
	Runs=1	Total laps=15		Full laps=14		Valid laps=14									
1	1'52.975	41.328	16.923	29.956	24.768	204.6	1	1'52.975	41.328	16.923	29.956	24.768	204.6		
2	1'45.730	34.432	16.654	29.731	24.913	204.6	2	1'45.730	34.432	16.654	29.731	24.913	204.6		

Fastest Lap:	Marco MORELLI	Red Bull Rookies - Ar ARG	1'44.069	33.982	16.841	29.162	24.084
---------------------	---------------	---------------------------	----------	--------	--------	--------	--------

DORNA DATA PROCESSING TIMING SERVICE DORNA DATA PROCESSING TIMING SERVICE DORNA DATA PROCESSING TIMING SERVICE DORNA DATA PROCESSING TIMING SERVICE DORNA DATA PROCESSING TIMING SERVICE DORNA DATA PROCESSING TIMING SERVICE DORNA DATA PROCESSING TIMING SERVICE DORNA DATA PROCEESSS



Race Nr.1

RookiesCup

Lap	Lap Time	T1	T2	T3	T4	Speed	Lap	Lap Time	T1	T2	T3	T4	Speed
3	1'45.601	34.304	16.648	29.646	25.003	202.9	5	1'45.985	34.231	17.229	29.756	24.769	202.6
4	1'45.725	34.812	16.878	29.469	24.566	202.9	6	1'46.043 *	34.136	16.886	29.713	25.308*	205.3
5	1'45.898	34.273	17.006	29.785	24.834	200.9	7	1'46.423	34.510	17.060	29.883	24.970	200.6
6	1'45.651	34.690	16.958	29.744	24.259	204.0	8	1'45.943	34.371	16.938	29.972	24.662	201.9
7	1'45.084	34.432	16.770	29.474	24.408	204.3	9	1'45.311	34.294	16.928	29.495	24.594	202.6
8	1'44.825	34.310	16.781	29.372	24.362	204.0	10	1'45.263	34.053	16.903	29.694	24.613	201.6
9	1'45.726	34.305	16.883	29.789	24.749	205.7	11	1'45.633	34.264	16.873	29.701	24.795	202.6
10	1'45.647	35.055	16.707	29.402	24.483	203.3	12	1'47.067	34.684	17.078	30.295	25.010	200.0
11	1'44.884	34.221	16.777	29.453	24.433	204.6	13	1'46.861	34.983	17.095	29.655	25.128	201.9
12	1'45.352	34.484	16.964	29.378	24.526	200.0	14	1'46.684	34.217	16.952	30.124	25.391	199.6
13	1'44.662 *	34.143	16.746	29.325	24.448*	203.3	15	1'45.670	34.118	16.927	29.845	24.780	200.6
14	1'44.742	34.180	16.746	29.388	24.428	204.6							
15	1'45.331	34.349	16.692	29.813	24.477	202.6							

16th 44 Milan PAWELEC Red Bull Rookies - Pol POL
 Runs=1 Total laps=15 Full laps=14 Valid laps=13

13th 47 Dodo BOGGIO Red Bull Rookies - Ital ITA
 Runs=1 Total laps=15 Full laps=14 Valid laps=12

1	1'53.207	40.815	17.190	30.100	25.102	
2	1'45.948	34.700	16.828	29.589	24.831	202.3
3	1'45.514 *	34.683	16.823	29.390*	24.618	202.6
4	1'46.531	34.549	16.986	30.468	24.528	201.3
5	1'45.292	34.396	16.950	29.403	24.543	205.7
6	1'45.114	34.469	16.757	29.489	24.399	204.0
7	1'44.918	34.298	16.778	29.362	24.480	204.6
8	1'45.405	34.586	16.725	29.456	24.638	204.3
9	1'45.334 *	34.37*	16.932	29.550	24.476	202.6
10	1'45.426	34.811	16.767	29.385	24.463	204.6
11	1'44.893	34.249	16.801	29.352	24.491	203.6
12	1'45.112	34.290	16.825	29.438	24.559	202.3
13	1'44.886	34.200	16.781	29.422	24.483	201.6
14	1'44.987	34.409	16.821	29.367	24.390	204.3
15	1'45.339	34.387	16.738	29.521	24.693	204.0

1	1'53.559	41.815	17.053	29.617	25.074	198.3
2	1'46.452	35.116	17.075	29.381	24.880	198.7
3	1'48.601	37.197	17.031	29.521	24.852	200.3
4	1'46.656 *	34.392	17.186	29.943	25.135*	198.7
5	1'46.346	34.429	17.126	29.833	24.958	199.3
6	1'45.860	34.492	16.963	29.770	24.635	198.3
7	1'46.008	34.496	16.953	29.546	25.013	198.0
8	1'46.072	34.409	17.105	29.540	25.018	195.8
9	1'45.689	34.625	16.969	29.421	24.674	200.0
10	1'45.301	34.167	17.006	29.329	24.799	198.0
11	1'45.548	34.348	17.035	29.350	24.815	198.0
12	1'46.735	34.345	17.269	29.935	25.186	193.3
13	1'46.887	34.702	17.272	29.646	25.267	194.2
14	1'46.522	34.643	16.934	29.838	25.107	198.3
15	1'46.025	34.185	17.212	29.628	25.000	193.9

14th 95 Marco MORELLI Red Bull Rookies - Ar ARG
 Runs=1 Total laps=15 Full laps=14 Valid laps=12

1	2'05.336	52.867	17.713	29.991	24.765	194.2
2	1'45.582	34.478	17.067	29.480	24.557	197.4
3	1'44.957	34.213	16.936	29.483	24.325	199.0
4	1'44.735	34.163	16.876	29.351	24.345	198.7
5	1'44.760	34.192	16.859	29.501	24.208	200.3
6	1'44.069	33.982	16.841	29.162	24.084	200.0
7	1'44.702	33.925	16.828	29.213	24.736	202.9
8	1'45.444	34.231	16.810	29.733	24.670	201.6
9	1'44.741	34.153	16.807	29.302	24.479	200.3
10	1'44.375	34.016	16.839	29.259	24.261	199.3
11	1'44.744	34.017	16.869	29.437	24.421	200.0
12	1'44.571	34.081	16.913	29.221	24.356	198.7
13	1'44.792	34.039	16.930	29.383	24.440	197.7
14	1'44.865 *	33.944	16.900	29.441	24.580*	198.3
15	1'45.352 *	34.30*	16.891	29.519	24.639	197.1

17th 20 Jakkreephat PHUET Red Bull Rookies - Th THA
 Runs=1 Total laps=15 Full laps=14 Valid laps=14

1	1'55.201	42.854	17.071	30.085	25.191	204.6
2	1'46.425	34.668	16.993	29.954	24.810	201.9
3	1'46.043	34.574	16.856	29.868	24.745	204.0
4	1'46.124	34.434	16.906	29.924	24.860	204.6
5	1'46.747	34.581	17.033	30.252	24.881	202.3
6	1'47.074	34.594	16.999	29.821	25.660	202.3
7	1'46.435	34.813	16.887	29.725	25.010	202.6
8	1'45.953	34.595	16.825	29.782	24.751	204.6
9	1'45.558	34.654	16.863	29.616	24.425	203.3
10	1'45.376	34.401	16.915	29.590	24.470	202.9
11	1'45.985	34.474	16.893	29.821	24.797	202.9
12	1'46.359	34.550	16.994	29.775	25.040	202.6
13	1'46.628	34.782	17.209	29.688	24.949	204.0
14	1'46.764	34.740	16.934	29.755	25.335	201.9
15	1'45.801	34.451	16.849	29.648	24.853	200.6

15th 56 Kevin FARKAS Red Bull Rookies - Hu HUN
 Runs=1 Total laps=15 Full laps=14 Valid laps=13

1	1'54.451	42.577	17.097	29.927	24.850	202.9
2	1'46.026	34.714	16.895	29.666	24.751	206.0
3	1'45.729	34.876	16.731	29.487	24.635	207.4
4	1'49.080	37.064	16.911	29.936	25.169	205.7

18th 4 Sullivan MOUNSEY Red Bull Rookies - Gr GBR
 Runs=1 Total laps=15 Full laps=14 Valid laps=13

1	1'54.254	42.545	17.120	29.700	24.889	200.3
2	1'49.299	37.200	17.008	29.987	25.104	199.0
3	1'45.890 *	34.718	16.896	29.522	24.754*	201.6
4	1'46.384	34.795	17.060	29.791	24.738	201.3
5	1'45.713	34.452	16.844	29.656	24.761	201.9
6	1'45.857	34.313	16.850	29.654	25.040	200.9

Fastest Lap: Marco MORELLI Red Bull Rookies - Ar ARG 1'44.069 33.982 16.841 29.162 24.084

DORNA DATA PROCESSING TIMING SERVICE DORNA DATA PROCESSING TIMING SERVICE DORNA DATA PROCESSING TIMING SERVICE DORNA DATA PROCESSING TIMING SERVICE DORNA DATA PROCESSING TIMING SERVICE DORNA DATA PROCESSING TIMING SERVICE DORNA DATA PROCESSING TIMING SERVICE DORNA DATA PROCCESSS



Race Nr.1

RookiesCup

Lap	Lap Time	T1	T2	T3	T4	Speed	Lap	Lap Time	T1	T2	T3	T4	Speed
7	1'46.533	34.746	16.903	29.813	25.071	201.9	9	1'46.820	34.713	17.305	29.742	25.060	196.1
8	1'46.209	34.885	16.780	29.724	24.820	202.3	10	1'47.237	34.727	17.444	29.908	25.158	195.2
9	1'45.608	34.483	17.015	29.572	24.538	200.6	11	1'47.062	34.937	17.307	29.677	25.141	196.4
10	1'45.352	34.427	16.861	29.492	24.572	201.6	12	1'47.136	34.762	17.325	29.816	25.233	194.5
11	1'45.631	34.278	16.910	29.641	24.802	201.3	13	1'46.543	34.653	17.244	29.593	25.053	195.5
12	1'46.485	34.461	16.882	29.935	25.207	200.3	14	1'46.724	34.432	17.214	29.693	25.385	195.8
13	1'46.412	34.622	17.015	29.721	25.054	199.0	15	1'46.946	34.704	17.220	29.828	25.194	197.1
14	1'46.830	34.558	16.813	30.029	25.430	199.6							
15	1'46.088	34.489	17.082	29.822	24.695	197.7							

19th 5 Leo RAMMERSTOR Red Bull Rookies - Au AUT
Runs=1 Total laps=15 Full laps=14 Valid laps=13

1	1'53.588	41.999	17.043	29.674	24.872	200.9
2	1'46.207	34.881	16.888	29.399	25.039	201.6
3	1'45.542	34.640	16.755	29.715	24.432	202.9
4	1'45.757	34.858	16.726	29.813	24.360	201.9
5	1'45.507	34.535	16.817	29.550	24.605	204.6
6	1'45.528	34.671	16.926	29.532	24.399	200.3
7	1'45.124	34.401	16.859	29.454	24.410	199.3
8	1'45.248 *	34.334	16.997	29.621	24.296*	201.9
9	1'45.134	34.409	16.747	29.405	24.573	203.3
10	1'45.426	34.741	16.757	29.588	24.340	205.7
11	2'02.410	50.714	17.212	29.778	24.706	197.7
12	1'45.605	34.510	16.877	29.592	24.626	198.7
13	1'45.197	34.292	16.881	29.491	24.533	197.7
14	1'45.474	34.257	16.933	29.533	24.751	197.7
15	1'45.096	34.215	16.855	29.426	24.600	198.0

20th 45 Kgototso MONONY Red Bull Rookies - So RSA
Runs=1 Total laps=15 Full laps=14 Valid laps=11

1	1'55.618	43.117	17.336	29.914	25.251	198.0
2	1'46.864	34.992	17.108	29.733	25.031	198.0
3	1'46.860 *	34.957	17.114	29.614	25.175*	201.3
4	1'47.027	35.147	17.041	29.779	25.060	200.9
5	1'45.996	34.474	17.129	29.581	24.812	201.6
6	1'46.105	34.472	17.092	29.669	24.872	198.0
7	1'46.215	34.539	17.254	29.547	24.875	196.4
8	1'45.906	34.456	16.913	29.746	24.791	201.9
9	1'45.956	34.467	17.040	29.608	24.841	201.3
10	1'46.383	34.777	17.275	29.524	24.807	196.7
11	1'46.023	34.360	17.126	29.530	25.007	197.7
12	1'46.530	34.421	17.243	29.780	25.086	195.8
13	1'46.431 *	34.426	17.171	29.696	25.138*	195.5
14	1'46.838 *	34.61*	17.257	29.864	25.106	194.2
15	1'46.797	34.358	17.201	29.925	25.313	195.2

21st 7 Rocco SESSLER Red Bull Rookies - Ge GER
Runs=1 Total laps=15 Full laps=14 Valid laps=14

1	1'55.085	42.752	17.172	29.930	25.231	200.9
2	1'47.269	35.005	17.274	29.938	25.052	199.0
3	1'46.710	34.908	17.153	29.711	24.938	200.6
4	1'46.937	34.853	17.301	29.969	24.814	198.3
5	1'46.584	34.681	17.168	29.606	25.129	199.6
6	1'46.636	34.630	17.117	29.773	25.116	198.7
7	1'46.774	34.673	17.309	29.746	25.046	198.0
8	1'46.794	34.758	17.269	29.728	25.039	197.7

22nd 48 Lenox PHOMMAR Red Bull Rookies - Sw SWI
Runs=1 Total laps=15 Full laps=14 Valid laps=12

1	1'54.012	42.228	17.050	29.970	24.764	200.0
2	1'46.751 *	34.887	16.977	29.711	25.176*	202.3
3	1'45.663 *	34.750	16.829	29.544	24.540*	203.6
4	1'46.486	34.927	16.901	29.865	24.793	200.6
5	1'46.876	34.472	16.834	30.437	25.133	201.9
6	1'47.677	34.799	17.211	30.079	25.588	196.1
7	1'46.942	35.150	16.938	30.105	24.749	199.0
8	1'46.004	34.620	16.750	29.917	24.717	201.6
9	1'46.027	34.470	16.847	29.924	24.786	201.9
10	1'47.271	34.919	17.384	29.816	25.152	194.5
11	1'47.587	34.816	17.294	30.161	25.316	197.7
12	1'47.426	34.892	17.149	29.973	25.412	195.5
13	1'47.978	35.554	17.276	29.971	25.177	194.2
14	1'47.367	34.533	17.205	30.175	25.454	195.5
15	1'47.378	34.878	17.147	29.899	25.454	196.4

23rd 52 Evan BELFORD Red Bull Rookies - Gr GBR
Runs=1 Total laps=15 Full laps=14 Valid laps=14

1	1'55.336	43.161	17.032	29.916	25.227	201.3
2	1'47.279	35.084	17.023	29.934	25.238	199.3
3	1'46.562	35.045	16.986	29.626	24.905	202.9
4	1'46.952	35.193	17.075	29.776	24.908	200.9
5	1'50.707	39.096	17.031	29.786	24.794	199.3
6	1'46.292	34.698	17.083	29.662	24.849	198.0
7	1'46.529	34.647	17.092	29.818	24.972	197.4
8	1'47.177	35.022	17.122	30.040	24.993	198.3
9	1'46.850	34.842	17.145	30.038	24.825	198.0
10	1'47.362	34.960	17.244	30.036	25.122	197.4
11	1'47.395	35.110	17.123	30.013	25.149	198.3
12	1'47.317	34.829	17.159	29.999	25.330	197.1
13	1'47.117	34.845	17.182	30.026	25.064	196.1
14	1'48.488	35.132	17.388	30.320	25.648	196.1
15	1'48.720	35.096	17.449	30.547	25.628	196.1

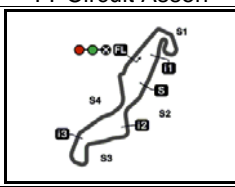
24th 16 Joel PONS Red Bull Rookies - Sp SPA
Runs=1 Total laps=10 Full laps=9 Valid laps=7

1	1'53.700	42.303	17.057	29.622	24.718	200.9
2	1'45.933	34.457	17.051	29.490	24.935	203.6
3	1'46.293	34.685	16.809	29.916	24.883	205.0
4	1'45.515	34.396	16.764	29.807	24.548	206.4
5	1'45.287	34.369	16.853	29.603	24.462	207.4
6	1'45.741 *	34.657	16.933	29.600	24.551*	202.6
7	1'45.123 *	34.356	16.835	29.337	24.595*	204.0
8	1'44.801	34.314	16.826	29.319	24.342	205.7
9	1'44.771	34.150	16.611	29.472	24.538	208.8
10	1'45.952	34.665	16.858	29.977	24.452	201.9

Fastest Lap: Marco MORELLI Red Bull Rookies - Ar ARG 1'44.069 33.982 16.841 29.162 24.084

DORNA DATA PROCESSING TIMING SERVICE DORNA DATA PROCESSING TIMING SERVICE DORNA DATA PROCESSING TIMING SERVICE DORNA DATA PROCESSING TIMING SERVICE DORNA DATA PROCESSING TIMING SERVICE DORNA DATA PROCESSING TIMING SERVICE DORNA DATA PROCESSING TIMING SERVICE DORNA DATA PROCCESSS





4542 m.

MOTUL TT ASSEN Official Starting Grid

Race : 15 laps = 68.13 km



1	1 1'43.858 83 Alvaro CARPE KTM	2 1'44.263 27 Rico SALMELA KTM	3 1'44.354 51 Brian URIARTE KTM
2	4 1'44.439 95 Marco MORELLI KTM	5 1'44.558 11 Ruché MOODLEY KTM	6 1'44.852 47 Dodo BOGGIO KTM
3	7 1'44.892 31 Giulio PUGLIESE KTM	8 1'44.915 73 Valentin PERRONE KTM	9 1'45.030 70 Kristian DANIEL KTM
4	10 1'45.157 13 Hakim DANISH KTM	11 1'45.316 48 Lenox PHOMMARA KTM	12 1'45.317 54 Veda PRATAMA KTM
5	13 1'45.446 50 Carter THOMPSON KTM	14 1'45.457 44 Milan PAWELEC KTM	15 1'45.495 57 Leonardo ZANNI KTM
6	16 1'45.577 5 Leo RAMMERSTORFER KTM	17 1'45.723 24 Guillem PLANQUES KTM	18 1'45.883 4 Sullivan MOUNSEY KTM
7	19 1'45.947 56 Kevin FARKAS KTM	20 1'46.001 52 Evan BELFORD KTM	21 1'46.154 16 Joel PONS KTM
8	22 1'46.194 20 Jakkreephat PHUETTISAN KTM	23 1'46.289 7 Rocco SESSLER KTM	24 1'46.861 45 Kgpotsso MONONYANE KTM

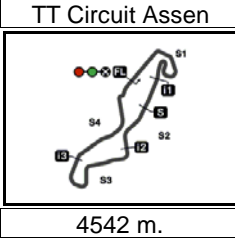
FIM RookiesCup Stewards long lap penalty for riders #4, #27, #31, #44, #50, #52, #56, #73 & #83

The results are provisional until the end of the limit for protest and appeals and until the ratification of the Event Management Committee.

Time limit for protest expires 60' at the latest after publication of the results - Time:

DORNA DATA PROCESSING TIMING SERVICE DORNA DATA PROCESSING TIMING SERVICE DORNA DATA PROCESSING TIMING SERVICE DORNA DATA PROCESSING TIMING SERVICE DORNA DATA PROCESSING TIMING SERVICE DORNA DATA PROCESSING TIMING SERVICE DORNA DATA PROCESSING TIMING SERVICE DORNA DATA PROCCEESSS





MOTUL TT ASSEN
Race Nr.1
Lap Chart

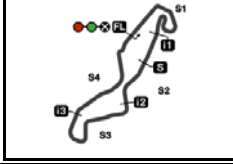
Pos	1	2	3	4	5	6	7	8	9	10	11	12	13	14	15	16	17	18	19	20	21	22	23	24
Grid	83	27	51	95	11	47	31	73	70	13	48	54	50	44	57	5	24	4	56	52	16	20	7	45

	1	83	51	73	54	27	11	70	13	24	31	47	57	50	44	5	16	48	4	56	7	20	52	45	95
	2	73	51	54	27	83	24	11	31	47	13	57	50	70	16	5	44	56	48	20	7	45	52	4	95
	3	54	51	24	11	13	47	57	70	73	5	83	27	16	31	56	48	50	20	44	7	52	45	4	95
	4	11	51	24	54	13	83	57	70	73	27	31	5	47	16	50	48	20	44	56	4	7	52	45	95
	5	83	11	51	54	57	24	27	73	13	31	70	47	5	16	50	48	20	56	4	44	45	7	95	52
	6	83	51	54	73	57	27	11	13	31	70	24	47	5	16	50	56	4	48	44	20	45	7	95	52
	7	83	51	73	27	54	57	13	31	11	70	47	24	5	50	16	44	56	4	20	95	48	45	7	52
	8	73	83	27	54	57	31	70	13	11	24	51	47	50	16	5	44	95	56	20	4	48	45	7	52
	9	83	54	73	27	57	31	13	11	70	51	16	24	47	50	5	95	56	44	20	4	48	45	7	52
	10	83	27	73	54	31	13	57	51	70	11	50	47	24	5	16	95	56	44	20	4	45	48	7	52
L	11	83	73	27	54	31	51	13	70	57	11	50	47	24	95	56	44	4	20	45	48	7	5	52	
a	12	83	27	51	73	54	70	31	13	11	57	50	47	24	95	44	56	4	20	45	48	7	5	52	
P	13	83	51	27	54	73	57	70	13	31	11	50	47	24	95	4	44	56	20	45	5	48	7	52	
S	14	83	73	57	51	27	13	54	11	31	70	50	24	47	95	44	4	56	20	45	5	48	7	52	
	15	51	27	73	54	11	83	31	57	50	70	13	24	47	95	56	44	20	4	45	5	7	48	52	

Winner Lapped rider


DORNA DATA PROCESSING TIMING SERVICE DORNA DATA PROCESSING TIMING SERVICE DORNA DATA PROCESSING TIMING SERVICE DORNA DATA PROCESSING TIMING SERVICE DORNA DATA PROCESSING TIMING SERVICE DORNA DATA PROCESSING TIMING SERVICE DORNA DATA PROCESSING TIMING SERVICE DORNA DATA PROCCESSS





4542 m.

MOTUL TT ASSEN**Race Nr.1****Fastest Lap of Each Rider****RookiesCup**

	Rider	Nation	Team	Motorcycle	Time	Lap	Total	Gap
1	95 Marco MORELLI	ARG	Red Bull Rookies - Argentina	KTM	1'44.069	6	15	
2	51 Brian URIARTE	SPA	Red Bull Rookies - Spain	KTM	1'44.313	10	15	0.244 0.244
3	70 Kristian DANIEL	USA	Red Bull Rookies - United States	KTM	1'44.450	10	15	0.381 0.137
4	27 Rico SALMELA	FIN	Red Bull Rookies - Finland	KTM	1'44.501	15	15	0.432 0.051
5	31 Giulio PUGLIESE	ITA	Red Bull Rookies - Italy	KTM	1'44.516	11	15	0.447 0.015
6	73 Valentin PERRONE	ARG	Red Bull Rookies - Argentina	KTM	1'44.548	7	15	0.479 0.032
7	11 Ruché MOODLEY	RSA	Red Bull Rookies - South Africa	KTM	1'44.667	15	15	0.598 0.119
8	54 Veda PRATAMA	INA	Red Bull Rookies - Indonesia	KTM	1'44.678	11	15	0.609 0.011
9	13 Hakim DANISH	MAL	Red Bull Rookies - Malaysia	KTM	1'44.698	11	15	0.629 0.020
10	50 Carter THOMPSON	AUS	Red Bull Rookies - Australia	KTM	1'44.711	8	15	0.642 0.013
11	83 Alvaro CARPE	SPA	Red Bull Rookies - Spain	KTM	1'44.712	7	15	0.643 0.001
12	24 Guillem PLANQUES	FRA	Red Bull Rookies - France	KTM	1'44.742	14	15	0.673 0.030
13	16 Joel PONS	SPA	Red Bull Rookies - Spain	KTM	1'44.771	9	10	0.702 0.029
14	57 Leonardo ZANNI	ITA	Red Bull Rookies - Italy	KTM	1'44.778	13	15	0.709 0.007
15	47 Dodo BOGGIO	ITA	Red Bull Rookies - Italy	KTM	1'44.886	13	15	0.817 0.108
16	5 Leo RAMMERSTORFER	AUT	Red Bull Rookies - Austria	KTM	1'45.096	15	15	1.027 0.210
17	56 Kevin FARKAS	HUN	Red Bull Rookies - Hungary	KTM	1'45.263	10	15	1.194 0.167
18	44 Milan PAWELEC	POL	Red Bull Rookies - Poland	KTM	1'45.301	10	15	1.232 0.038
19	4 Sullivan MOUNSEY	GBR	Red Bull Rookies - Great Britain	KTM	1'45.352	10	15	1.283 0.051
20	20 Jakkreephat PHUETTISAN	THA	Red Bull Rookies - Thailand	KTM	1'45.376	10	15	1.307 0.024
21	45 Kgototso MONONYANE	RSA	Red Bull Rookies - South Africa	KTM	1'45.906	8	15	1.837 0.530
22	48 Lenox PHOMMARA	SWI	Red Bull Rookies - Switzerland	KTM	1'46.004	8	15	1.935 0.098
23	52 Evan BELFORD	GBR	Red Bull Rookies - Great Britain	KTM	1'46.292	6	15	2.223 0.288
24	7 Rocco SESSLER	GER	Red Bull Rookies - Germany	KTM	1'46.543	13	15	2.474 0.251

Num Lap Time Gap

95	1'44.571	7.650	50	1'44.877	1.395
44	1'46.735	12.461	70	1'45.166	1.453
56	1'47.067	12.588	13	1'45.723	1.495
4	1'46.485	12.849	24	1'45.331	2.045
20	1'46.359	12.914	47	1'45.339	2.118
45	1'46.530	15.117	95	1'45.352	7.237
48	1'47.426	18.356	56	1'45.670	16.381
7	1'47.136	20.678	44	1'46.025	16.473
5	1'45.605	20.710	20	1'45.801	16.685
52	1'47.317	25.392	4	1'46.088	16.757

Lap 13

83	1'45.237		5	1'45.096	21.055
51	1'45.240	0.229	7	1'46.946	25.469
27	1'45.446	0.288	48	1'47.378	25.657
54	1'45.166	0.538	52	1'48.720	34.295
73	1'45.556	0.573			
57	1'44.778	0.666			
70	1'45.394	0.872			
13	1'45.321	1.025			
31	1'45.610	1.153			
11	1'45.495	1.274			
50	1'44.892	1.922			
47	1'44.886	1.977			
24	1'44.662	2.157			
95	1'44.792	7.205			
4	1'46.412	14.024			
44	1'46.887	14.111			
56	1'46.861	14.212			
20	1'46.628	14.305			
45	1'46.431	16.311			
5	1'45.197	20.670			
48	1'47.978	21.097			
7	1'46.543	21.984			
52	1'47.117	27.272			

Lap 14

83	1'45.249				
73	1'44.811	0.135			
57	1'44.878	0.295			
51	1'45.490	0.470			
27	1'45.508	0.547			
13	1'44.932	0.708			
54	1'45.596	0.885			
11	1'44.954	0.979			
31	1'45.160	1.064			
70	1'45.600	1.223			
50	1'44.781	1.454			
24	1'44.742	1.650			
47	1'44.987	1.715			
95	1'44.865	6.821			
44	1'46.522	15.384			
4	1'46.830	15.605			
56	1'46.684	15.647			
20	1'46.764	15.820			
45	1'46.838	17.900			
5	1'45.474	20.895			
48	1'47.367	23.215			
7	1'46.724	23.459			
52	1'48.488	30.511			

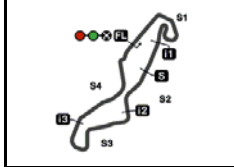
Lap 15

51	1'44.466				
27	1'44.501	0.112			
73	1'45.371	0.570			
54	1'44.709	0.658			
11	1'44.667	0.710			
83	1'45.745	0.809			
31	1'44.789	0.917			
57	1'45.781	1.140			

Lapped rider

DORNA DATA PROCESSING TIMING SERVICE DORNA DATA PROCESSING TIMING SERVICE DORNA DATA PROCESSING TIMING SERVICE DORNA DATA PROCESSING TIMING SERVICE DORNA DATA PROCESSING TIMING SERVICE DORNA DATA PROCESSING





4542 m.


MOTUL TT ASSEN

After the Race Nr.1


Event Best Maximum Speed

<i>Rider</i>	<i>Nation Team</i>	<i>Motorcycle</i>	<i>Km/h</i>
73 Valentin PERRONE	ARG Red Bull Rookies - Argentina	KTM	208.8 Race Nr.1
16 Joel PONS	SPA Red Bull Rookies - Spain	KTM	208.8 Race Nr.1
11 Ruché MOODLEY	RSA Red Bull Rookies - South Africa	KTM	208.8 Race Nr.1
27 Rico SALMELA	FIN Red Bull Rookies - Finland	KTM	208.5 Race Nr.1
54 Veda PRATAMA	INA Red Bull Rookies - Indonesia	KTM	207.8 Race Nr.1
51 Brian URIARTE	SPA Red Bull Rookies - Spain	KTM	207.8 Race Nr.1
31 Giulio PUGLIESE	ITA Red Bull Rookies - Italy	KTM	207.8 Race Nr.1
56 Kevin FARKAS	HUN Red Bull Rookies - Hungary	KTM	207.4 Race Nr.1
83 Alvaro CARPE	SPA Red Bull Rookies - Spain	KTM	207.1 Race Nr.1
70 Kristian DANIEL	USA Red Bull Rookies - United States	KTM	206.7 Race Nr.1
57 Leonardo ZANNI	ITA Red Bull Rookies - Italy	KTM	206.0 Race Nr.1
5 Leo RAMMERSTORFER	AUT Red Bull Rookies - Austria	KTM	205.7 Race Nr.1
24 Guillem PLANQUES	FRA Red Bull Rookies - France	KTM	205.7 Race Nr.1
47 Dodo BOGGIO	ITA Red Bull Rookies - Italy	KTM	205.7 Race Nr.1
13 Hakim DANISH	MAL Red Bull Rookies - Malaysia	KTM	205.0 Race Nr.1
50 Carter THOMPSON	AUS Red Bull Rookies - Australia	KTM	205.0 Race Nr.1
20 Jakkreepat PHUETTISAN	THA Red Bull Rookies - Thailand	KTM	204.6 Race Nr.1
48 Lenox PHOMMARA	SWI Red Bull Rookies - Switzerland	KTM	203.6 Race Nr.1
95 Marco MORELLI	ARG Red Bull Rookies - Argentina	KTM	202.9 Race Nr.1
52 Evan BELFORD	GBR Red Bull Rookies - Great Britain	KTM	202.9 Race Nr.1
4 Sullivan MOUNSEY	GBR Red Bull Rookies - Great Britain	KTM	202.3 Race Nr.1
45 Kgopotso MONONYANE	RSA Red Bull Rookies - South Africa	KTM	201.9 Race Nr.1
7 Rocco SESSLER	GER Red Bull Rookies - Germany	KTM	200.9 Race Nr.1
44 Milan PAWELEC	POL Red Bull Rookies - Poland	KTM	200.3 Race Nr.1
94 Guido PINI	ITA Red Bull Rookies - Italy	KTM	196.1 Free Practice Nr. 1

TT Circuit Assen



4542 m.

Results and timing service provided by  **TISSOT**

After the **MOTUL TT ASSEN**

Revised

RookiesCup

2024 Riders Performance

(Qualifying Position - Starting Position - Race Position)

Rider	Points	SPA	SPA	FRA	FRA	ITA	ITA	NED	NED	AUT	AUT	ARA	ARA	RSM	RSM						
1 URIARTE Brian	127	2	2	10	10	4	4	3													
		2-6	2-3	10-5	10-1	4-2	4-2	3-1	-	-	-	-	-	-	-	-	-	-	-	-	-
2 QUILES Máximo	110	1	1	1	1	3	3														
		1-3	1-4	1-1	1-2	3-1	3-5	-	-	-	-	-	-	-	-	-	-	-	-	-	
3 CARPE Alvaro	107	6	6	3	3	1	1	1													
		6-4	6-1	9-3	3-5	1-3	1-3	1-6	-	-	-	-	-	-	-	-	-	-	-	-	
4 PERRONE Valentin	106	10	10	7	7	5	5	8													
		10-2	10-7	6-4	7-4	5-6	5-1	8-3	-	-	-	-	-	-	-	-	-	-	-	-	
5 DANISH Hakim	77	3	3	4	4	6	6	10													
		3-9	3-2	3-6	4-3	6-7	6-6	10-11	-	-	-	-	-	-	-	-	-	-	-	-	
6 SALMELA Rico	75	9	9	2	2	2	2	2													
		9-5	9-5	2-2	2-20	2-NC	2-4	2-2	-	-	-	-	-	-	-	-	-	-	-	-	
7 MORELLI Marco	52	5	5	5	5	11	11	4													
		5-1	5-6	4-NL	5-6	11-NC	11-11	4-14	-	-	-	-	-	-	-	-	-	-	-	-	
8 PRATAMA Veda	52	4	4	11	11	7	7	12													
		4-NC	4-11	11-10	11-7	7-5	7-8	12-4	-	-	-	-	-	-	-	-	-	-	-	-	
9 PUGLIESE Giulio	44	14	14	8	8	8	8	7													
		14-NC	14-10	7-8	8-9	8-8	8-10	7-7	-	-	-	-	-	-	-	-	-	-	-	-	
10 MOODLEY Ruché	41	7	7	6	6	9	9	5													
		7-NC	7-8	5-7	6-23	9-4	9-NC	5-5	-	-	-	-	-	-	-	-	-	-	-	-	
11 ZANNI Leonardo	36	12	12	16	16	10	10	15													
		12-NC	12-12	16-9	16-8	10-NC	10-7	15-8	-	-	-	-	-	-	-	-	-	-	-	-	
12 DANIEL Kristian	29	8	8	13	13	12	12	9													
		8-NC	8-9	13-11	13-10	12-11	12-21	9-10	-	-	-	-	-	-	-	-	-	-	-	-	
13 PLANQUES Guillem	27	16	16	17	17	22	22	17													
		16-7	16-13	17-18	17-14	22-10	21-13	17-12	-	-	-	-	-	-	-	-	-	-	-	-	

NC=Not classified NL=Not finished first lap NP=Not started race re-start N2=Not finished first lap race re-start EX=Excluded NS=Not Started DS=Disqualified

DORNA DATA PROCESSING TIMING SERVICE DORNA DATA PROCESSING TIMING SERVICE DORNA DATA PROCESSING TIMING SERVICE DORNA DATA PROCESSING TIMING SERVICE DORNA DATA PROCESSING TIMING SERVICE DORNA DATA PROCESSING TIMING SERVICE DORNA DATA PROCESSING TIMING SERVICE DORNA DATA PROCESSING TIMING SERVICE DORNA DATA PROCESSING TIMING SERVICE DORNA DATA PROCESSING TIMING SERVICE DORNA DATA PROCESSING TIMING SERVICE

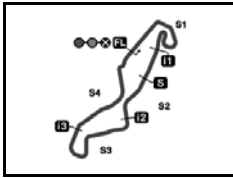


Rider	Points	SPA	SPA	FRA	FRA	ITA	ITA	NED	NED	AUT	AUT	ARA	ARA	RSM	RSM						
14 THOMPSON Carter	24	13	13	9	9	13	13	13													
		13-NL	13-14	8-13	9-11	13-9	13-NC	13-9	-	-	-	-	-	-	-	-	-	-	-	-	-
15 BOGGIO Dodo	15	17	17	12	12	23	23	6													
		17-NL	17-17	12-14	12-13	23-16	22-9	6-13	-	-	-	-	-	-	-	-	-	-	-	-	-
16 BELFORD Evan	10	25	25	25	25	15	15	20													
		24-14	24-21	25-NC	25-21	15-12	15-12	20-23	-	-	-	-	-	-	-	-	-	-	-	-	-
17 SESSLER Rocco	8	18	18	20	20	21	21	23													
		18-8	18-20	20-16	20-18	21-18	20-20	23-21	-	-	-	-	-	-	-	-	-	-	-	-	-
18 MONONYANE Kgotso	7	21	21	23	23	18	18	24													
		20-10	20-NL	23-20	23-17	18-NC	18-15	24-20	-	-	-	-	-	-	-	-	-	-	-	-	-
19 MOUNSEY Sullivan	7	19	19	24	24	19	19	18													
		19-12	19-19	24-21	24-19	19-13	19-16	18-18	-	-	-	-	-	-	-	-	-	-	-	-	-
20 RAMMERSTORFER Leo	7	11	11	18	18	16	16	16													
		11-NC	11-16	18-12	18-15	16-NC	16-14	16-19	-	-	-	-	-	-	-	-	-	-	-	-	-
21 FARKAS Kevin	6	22	22	14	14	24	24	19													
		21-NC	21-NL	14-15	14-12	24-17	23-18	19-15	-	-	-	-	-	-	-	-	-	-	-	-	-
22 PHUETTISAN Jakkreephat	5	24	24	19	19	20	20	22													
		23-11	23-18	19-NC	19-16	20-NC	-NS	22-17	-	-	-	-	-	-	-	-	-	-	-	-	-
23 PHOMMARA Lenox	5	15	15	22	22	14	14	11													
		15-13	15-15	22-17	22-NC	14-15	14-NC	11-22	-	-	-	-	-	-	-	-	-	-	-	-	-
24 PAWELEC Milan	2	20	20	21	21	25	25	14													
		-NS	-NS	21-NC	21-NC	25-14	24-17	14-16	-	-	-	-	-	-	-	-	-	-	-	-	-
25 PONS Joel	0	23	23	15	15	17	17	21													
		22-NC	22-NL	15-19	15-22	17-NS	17-19	21-NC	-	-	-	-	-	-	-	-	-	-	-	-	-

NC=Not classified NL=Not finished first lap NP=Not started race re-start N2=Not finished first lap race re-start EX=Excluded NS=Not Started DS=Disqualified

DORNA DATA PROCESSING TIMING SERVICE DORNA DATA PROCESSING TIMING SERVICE DORNA DATA PROCESSING TIMING SERVICE DORNA DATA PROCESSING TIMING SERVICE DORNA DATA PROCESSING TIMING SERVICE DORNA DATA PROCESSING TIMING SERVICE DORNA DATA PROCESSING TIMING SERVICE DORNA DATA PROCESSING TIMING SERVICE DORNA DATA PROCESSING TIMING SERVICE





4542 m.

MOTUL TT ASSEN**Championship Classification**

Rider	<i>Nation</i>	Points	SPA	SPA	FRA	FRA	ITA	ITA	NED	NED	AUT	AUT	ARA	ARA	RSM	RSM
1 URIARTE Brian	SPA	127	10	16	11	25	20	20	25							
2 QUILES Máximo	SPA	110	16	13	25	20	25	11	-							
3 CARPE Alvaro	SPA	107	13	25	16	11	16	16	10							
4 PERRONE Valentin	ARG	106	20	9	13	13	10	25	16							
5 DANISH Hakim	MAL	77	7	20	10	16	9	10	5							
6 SALMELA Rico	FIN	75	11	11	20	0	-	13	20							
7 MORELLI Marco	ARG	52	25	10	-	10	-	5	2							
8 PRATAMA Veda	INA	52	-	5	6	9	11	8	13							
9 PUGLIESE Giulio	ITA	44	-	6	8	7	8	6	9							
10 MOODLEY Ruché	RSA	41	-	8	9	0	13	-	11							
11 ZANNI Leonardo	ITA	36	-	4	7	8	-	9	8							
12 DANIEL Kristian	USA	29	-	7	5	6	5	0	6							
13 PLANQUES Guillem	FRA	27	9	3	0	2	6	3	4							
14 THOMPSON Carter	AUS	24	-	2	3	5	7	-	7							
15 BOGGIO Dodo	ITA	15	-	0	2	3	0	7	3							
16 BELFORD Evan	GBR	10	2	0	-	0	4	4	0							
17 SESSLER Rocco	GER	8	8	0	0	0	0	0	0							
18 MONONYANE Kgotso	RSA	7	6	-	0	0	-	1	0							
19 MOUNSEY Sullivan	GBR	7	4	0	0	0	3	0	0							
20 RAMMERSTORFER Leo	AUT	7	-	0	4	1	-	2	0							
21 FARKAS Kevin	HUN	6	-	-	1	4	0	0	1							
22 PHUETTISAN Jakkreeph	THA	5	5	0	-	0	-	-	0							
23 PHOMMARA Lenoxx	SWI	5	3	1	0	-	1	-	0							
24 PAWELEC Milan	POL	2	-	-	-	-	2	0	0							
25 PONS Joel	SPA	0	-	-	0	0	-	0	-							

DORNA DATA PROCESSING TIMING SERVICE DORNA DATA PROCESSING TIMING SERVICE DORNA DATA PROCESSING TIMING SERVICE DORNA DATA PROCESSING TIMING SERVICE DORNA DATA PROCESSING TIMING SERVICE DORNA DATA PROCESSING TIMING SERVICE DORNA DATA PROCESSING TIMING SERVICE DORNA DATA PROCESSING TIMING SERVICE DORNA DATA PROCESSING TIMING SERVICE DORNA DATA PROCEESSS

