

5077 m.

GRAN PREMIO GoPro DE ARAGÓN

Qualifying

Classification

|  | Rider | Nation | Team | Motorcycle | Time | Lap | Total | Gap | Top Speed |
|---|---------------------------|--------|----------------------------------|------------|-----------------|-----|-------|-------------|--------------|
| 1 | 83 Alvaro CARPE | SPA | Red Bull Rookies - Spain | KTM | 2'02.094 | 4 | 10 | | 221.1 |
| 2 | 51 Brian URIARTE | SPA | Red Bull Rookies - Spain | KTM | 2'02.332 | 6 | 10 | 0.238 0.238 | 211.6 |
| 3 | 28 Máximo QUILES | SPA | Red Bull Rookies - Spain | KTM | 2'02.351 | 3 | 10 | 0.257 0.019 | 211.2 |
| 4 | 54 Veda PRATAMA | INA | Red Bull Rookies - Indonesia | KTM | 2'02.583 | 3 | 10 | 0.489 0.232 | 220.6 |
| 5 | 13 Hakim DANISH | MAL | Red Bull Rookies - Malaysia | KTM | 2'02.674 | 3 | 6 | 0.580 0.091 | 217.1 |
| 6 | 73 Valentin PERRONE | ARG | Red Bull Rookies - Argentina | KTM | 2'02.725 | 3 | 10 | 0.631 0.051 | 219.7 |
| 7 | 11 Ruché MOODLEY | RSA | Red Bull Rookies - South Africa | KTM | 2'02.760 | 9 | 10 | 0.666 0.035 | 215.8 |
| 8 | 70 Kristian DANIEL | USA | Red Bull Rookies - United States | KTM | 2'02.899 | 4 | 10 | 0.805 0.139 | 219.7 |
| 9 | 94 Guido PINI | ITA | Red Bull Rookies - Italy | KTM | 2'02.921 | 5 | 9 | 0.827 0.022 | 211.6 |
| 10 | 47 Dodo BOGGIO | ITA | Red Bull Rookies - Italy | KTM | 2'02.969 | 3 | 10 | 0.875 0.048 | 218.9 |
| 11 | 27 Rico SALMELA | FIN | Red Bull Rookies - Finland | KTM | 2'03.019 | 5 | 10 | 0.925 0.050 | 210.4 |
| 12 | 5 Leo RAMMERSTORFER | AUT | Red Bull Rookies - Austria | KTM | 2'03.186 | 3 | 10 | 1.092 0.167 | 218.9 |
| 13 | 95 Marco MORELLI | ARG | Red Bull Rookies - Argentina | KTM | 2'03.216 | 4 | 10 | 1.122 0.030 | 217.5 |
| 14 | 24 Guillem PLANQUES | FRA | Red Bull Rookies - France | KTM | 2'03.309 | 3 | 10 | 1.215 0.093 | 214.5 |
| 15 | 50 Carter THOMPSON | AUS | Red Bull Rookies - Australia | KTM | 2'03.418 | 3 | 10 | 1.324 0.109 | 218.4 |
| 16 | 31 Giulio PUGLIESE | ITA | Red Bull Rookies - Italy | KTM | 2'03.471 | 10 | 10 | 1.377 0.053 | 219.7 |
| 17 | 4 Sullivan MOUNSEY | GBR | Red Bull Rookies - Great Britain | KTM | 2'03.571 | 3 | 4 | 1.477 0.100 | 215.8 |
| 18 | 57 Leonardo ZANNI | ITA | Red Bull Rookies - Italy | KTM | 2'03.629 | 3 | 10 | 1.535 0.058 | 219.3 |
| 19 | 52 Evan BELFORD | GBR | Red Bull Rookies - Great Britain | KTM | 2'03.844 | 3 | 10 | 1.750 0.215 | 215.0 |
| 20 | 16 Joel PONS | SPA | Red Bull Rookies - Spain | KTM | 2'03.852 | 7 | 8 | 1.758 0.008 | 211.6 |
| 21 | 56 Kevin FARKAS | HUN | Red Bull Rookies - Hungary | KTM | 2'03.955 | 3 | 10 | 1.861 0.103 | 216.2 |
| 22 | 48 Lenox PHOMMARA | SWI | Red Bull Rookies - Switzerland | KTM | 2'04.272 | 3 | 10 | 2.178 0.317 | 214.1 |
| 23 | 45 Kgopotso MONONYANE | RSA | Red Bull Rookies - South Africa | KTM | 2'04.450 | 3 | 10 | 2.356 0.178 | 212.4 |
| 24 | 7 Rocco SESSLER | GER | Red Bull Rookies - Germany | KTM | 2'04.904 | 6 | 10 | 2.810 0.454 | 215.0 |
| 25 | 44 Milan PAWELEC | POL | Red Bull Rookies - Poland | KTM | 2'05.378 | 10 | 10 | 3.284 0.474 | 213.3 |
| 26 | 20 Jakkreephat PHUETTISAN | THA | Red Bull Rookies - Thailand | KTM | 2'05.774 | 8 | 8 | 3.680 0.396 | 216.2 |

Practice condition: Dry

Air: 30°

Humidity: 47%

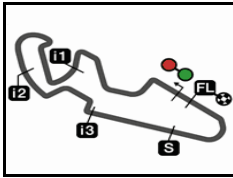
Ground: 39°

| | | | | |
|-----------------------------|--------|-----------------------|-----------------|------------|
| Fastest Lap: | Lap: 4 | Alvaro CARPE | 2'02.094 | 149.6 Km/h |
| Best Race Lap: | 2020 | Izan GUEVARA | 2'01.125 | 150.8 Km/h |
| All-Time Lap Record: | 2021 | Daniel HOLGADO | 2'01.064 | 150.9 Km/h |

The results are provisional until the end of the limit for protest and appeals.

Time limit for protest expires 60' after publication of the results - Time:

DORNA DATA PROCESSING TIMING SERVICE DORNA DATA PROCESSING TIMING SERVICE DORNA DATA PROCESSING TIMING SERVICE DORNA DATA PROCESSING TIMING SERVICE DORNA DATA PROCESSING TIMING SERVICE DORNA DATA PROCESSING TIMING SERVICE DORNA DATA PROCESSING TIMING SERVICE DORNA DATA PROCESSING TIMING SERVICE DORNA DATA PROCCESSS



5077 m.

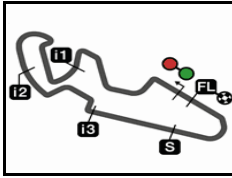
GRAN PREMIO GoPro DE ARAGÓN

Qualifying

Top Speed & Average



| Rider | Nation | Motorcycle | Top 5 speeds | | | | | Average | Top |
|---------------------------|--------|------------|--------------|-------|-------|-------|-------|---------|-------|
| 83 Alvaro CARPE | SPA | KTM | 221.1 | 218.4 | 209.5 | 209.1 | 209.1 | 213.4 | 221.1 |
| 54 Veda PRATAMA | INA | KTM | 220.6 | 220.2 | 216.2 | 215.4 | 212.0 | 216.9 | 220.6 |
| 31 Giulio PUGLIESE | ITA | KTM | 219.7 | 214.1 | 214.1 | 212.4 | 211.6 | 214.4 | 219.7 |
| 70 Kristian DANIEL | USA | KTM | 219.7 | 217.1 | 215.8 | 215.4 | 215.0 | 216.6 | 219.7 |
| 73 Valentin PERRONE | ARG | KTM | 219.7 | 213.3 | 212.8 | 211.6 | 211.2 | 213.7 | 219.7 |
| 57 Leonardo ZANNI | ITA | KTM | 219.3 | 210.4 | 210.0 | 209.1 | 208.7 | 211.5 | 219.3 |
| 5 Leo RAMMERSTORFER | AUT | KTM | 218.9 | 217.1 | 215.4 | 212.4 | 211.6 | 214.5 | 218.9 |
| 47 Dodo BOGGIO | ITA | KTM | 218.9 | 217.5 | 216.7 | 213.7 | 213.3 | 216.0 | 218.9 |
| 50 Carter THOMPSON | AUS | KTM | 218.4 | 217.5 | 215.4 | 215.4 | 211.6 | 215.7 | 218.4 |
| 95 Marco MORELLI | ARG | KTM | 217.5 | 217.1 | 214.1 | 209.5 | 209.5 | 213.5 | 217.5 |
| 13 Hakim DANISH | MAL | KTM | 217.1 | 212.8 | 212.8 | 211.2 | 204.4 | 211.7 | 217.1 |
| 20 Jakkreephat PHUETTISAN | THA | KTM | 216.2 | 215.8 | 214.5 | 213.7 | 212.4 | 214.5 | 216.2 |
| 56 Kevin FARKAS | HUN | KTM | 216.2 | 215.4 | 215.0 | 214.5 | 212.4 | 214.7 | 216.2 |
| 4 Sullivan MOUNSEY | GBR | KTM | 215.8 | 214.5 | 212.4 | 198.8 | | 210.4 | 215.8 |
| 11 Ruché MOODLEY | RSA | KTM | 215.8 | 215.0 | 214.1 | 212.4 | 208.3 | 213.1 | 215.8 |
| 7 Rocco SESSLER | GER | KTM | 215.0 | 212.8 | 211.6 | 211.2 | 210.8 | 212.3 | 215.0 |
| 52 Evan BELFORD | GBR | KTM | 215.0 | 214.1 | 211.6 | 209.5 | 209.1 | 211.9 | 215.0 |
| 24 Guillem PLANQUES | FRA | KTM | 214.5 | 214.1 | 211.6 | 211.2 | 210.4 | 212.4 | 214.5 |
| 48 Lenox PHOMMARA | SWI | KTM | 214.1 | 212.8 | 212.0 | 211.2 | 210.8 | 212.0 | 214.1 |
| 44 Milan PAWELEC | POL | KTM | 213.3 | 210.4 | 206.7 | 206.0 | 205.2 | 208.3 | 213.3 |
| 45 Kgototso MONONYANE | RSA | KTM | 212.4 | 208.3 | 208.3 | 206.7 | 206.7 | 208.5 | 212.4 |
| 16 Joel PONS | SPA | KTM | 211.6 | 209.1 | 208.7 | 208.3 | 208.3 | 209.1 | 211.6 |
| 51 Brian URIARTE | SPA | KTM | 211.6 | 211.6 | 210.0 | 209.1 | 208.7 | 210.0 | 211.6 |
| 94 Guido PINI | ITA | KTM | 211.6 | 211.6 | 210.4 | 207.5 | 207.1 | 209.6 | 211.6 |
| 28 Máximo QUILES | SPA | KTM | 211.2 | 210.8 | 210.4 | 207.9 | 207.5 | 209.2 | 211.2 |
| 27 Rico SALMELA | FIN | KTM | 210.4 | 210.4 | 208.7 | 208.7 | 208.3 | 209.1 | 210.4 |



5077 m.

GRAN PREMIO GoPro DE ARAGÓN

Qualifying

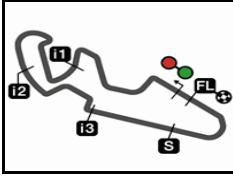
Best Partial Times

RookiesCup

IT Ideal Lap Time, sum of the best partial times

BT Best Lap Time

| <i>T1</i> | | <i>T2</i> | | <i>T3</i> | | <i>T4</i> | | <i>Pos</i> | <i>Rider</i> | <i>IT</i> | <i>BT</i> | |
|------------|--------------|-------------|--------------|-------------|--------------|-------------|--------------|-------------|--------------|---------------------|-----------|---------------|
| <i>Pos</i> | <i>Rider</i> | <i>Time</i> | <i>Rider</i> | <i>Time</i> | <i>Rider</i> | <i>Time</i> | <i>Rider</i> | <i>Time</i> | | | | |
| 25 | R.SESSLER | 34.926 | M.PAWELEC | 34.682 | R.SESSLER | 22.925 | J.PHUETTISAN | 32.476 | 25 | M.PAWELEC | 2'04.857 | 2'05.378 (25) |
| 26 | J.PHUETTISAN | 35.036 | J.PHUETTISAN | 34.841 | J.PHUETTISAN | 23.375 | M.PAWELEC | 32.520 | 26 | J.PHUETTISAN | 2'05.728 | 2'05.774 (26) |




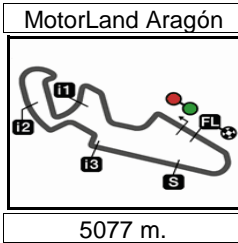
5077 m.

GRAN PREMIO GoPro DE ARAGÓN

Qualifying

Fastest Laps Sequence

| <i>Practice Time</i> |  <i>Rider</i> | <i>Nation</i> | <i>Motorcycle</i> | <i>Time</i> | <i>Km/h</i> | <i>Rider's Lap</i> |
|----------------------|--|---------------|-------------------|-----------------|-------------|--------------------|
| 4'32.688 | 83 Alvaro CARPE | SPA | KTM | 2'02.773 | 148.8 | 2 |
| 6'35.423 | 83 Alvaro CARPE | SPA | KTM | 2'02.735 | 148.9 | 3 |
| 6'42.812 | 28 Máximo QUILES | SPA | KTM | 2'02.351 | 149.3 | 3 |
| 8'37.517 | 83 Alvaro CARPE | SPA | KTM | 2'02.094 | 149.6 | 4 |



Results and timing service provided by **TISSOT**

RookiesCup

GRAN PREMIO GoPro DE ARAGÓN

Qualifying

Chronological Analysis of Performances

* Lap / Sector time cancelled




T1 Time from finish line to 1st intermediate

T3 Time from 2nd intermed. to 3rd intermed.

P Crossing the finish line in pit lane

T2 Time from 1st intermed. to 2nd intermed.

T4 Time from 3rd intermediate to finish line

| Lap | Lap Time | T1 | T2 | T3 | T4 | Speed | Lap | Lap Time | T1 | T2 | T3 | T4 | Speed | | | | | | |
|---|----------|----------|--------|---------|--------|-------|--|----------|----------|--------|--------|--------|-------|--|--|--|--|--|--|
| 1st 83 Alvaro CARPE Red Bull Rookies - Sp SPA | | | | | | | 5th 13 Hakim DANISH Red Bull Rookies - Ma MAL | | | | | | | | | | | | |
| Runs=2 Total laps=10 Full laps=7 Valid laps=7 | | | | | | | Runs=1 Total laps=6 Full laps=5 Valid laps=5 | | | | | | | | | | | | |
| 1 | 2'29.915 | 29.273 | 35.156 | 22.852 | 33.669 | 198.0 | 1 | 2'38.788 | 31.673 | 35.000 | 22.689 | 32.539 | 211.2 | | | | | | |
| 2 | 2'02.773 | 34.133 | 34.160 | 22.389 | 32.091 | 209.1 | 2 | 2'04.678 | 35.629 | 34.352 | 22.869 | 31.828 | 217.1 | | | | | | |
| 3 | 2'02.735 | 34.017 | 34.091 | 22.410 | 32.217 | 208.3 | 3 | 2'02.674 | 34.272 | 34.059 | 22.526 | 31.817 | 212.8 | | | | | | |
| 4 | 2'02.094 | 33.934 | 33.972 | 22.217 | 31.971 | 209.5 | 4 | 2'03.886 | 34.264 | 34.128 | 22.673 | 32.821 | 212.8 | | | | | | |
| 5 | 2'07.915 | P 34.846 | 35.296 | 23.147 | 34.626 | 201.0 | 5 | 2'09.329 | 35.276 | 36.083 | 23.938 | 34.032 | 192.4 | | | | | | |
| 6 | 2'29.161 | 30.018 | 34.929 | 22.658 | 32.025 | 209.1 | 6 | 2'07.817 | 35.528 | 35.171 | 23.117 | 34.001 | 204.4 | | | | | | |
| 7 | 2'02.897 | 34.124 | 34.030 | 22.631 | 32.112 | 218.4 | unfinished | 36.242 | | | | | | | | | | | |
| 8 | 2'07.570 | 37.747 | 34.767 | 23.212 | 31.844 | 221.1 | 6th 73 Valentin PERRONE Red Bull Rookies - Ar ARG | | | | | | | | | | | | |
| 9 | 2'05.348 | 35.250 | 34.713 | 22.775 | 32.610 | 208.3 | Runs=1 Total laps=10 Full laps=9 Valid laps=9 | | | | | | | | | | | | |
| 10 | 2'04.699 | 34.534 | 34.412 | 22.697 | 33.056 | 207.9 | 1 | 2'38.480 | 30.545 | 34.740 | 22.806 | 32.664 | 219.7 | | | | | | |
| 2nd 51 Brian URIARTE Red Bull Rookies - Sp SPA | | | | | | | 7th 11 Ruché MOODLEY Red Bull Rookies - So RSA | | | | | | | | | | | | |
| Runs=1 Total laps=10 Full laps=9 Valid laps=7 | | | | | | | Runs=2 Total laps=10 Full laps=7 Valid laps=7 | | | | | | | | | | | | |
| 1 | 2'55.660 | 29.688 | 34.952 | 23.145 | 32.273 | 207.1 | 1 | 2'30.041 | 29.030 | 35.142 | 23.722 | 32.831 | 208.3 | | | | | | |
| 2 | 2'03.473 | * 34.449 | 34.153 | 22.685* | 32.186 | 207.9 | 2 | 2'02.922 | 34.290 | 34.182 | 22.865 | 31.585 | 215.0 | | | | | | |
| 3 | 2'02.773 | 34.179 | 34.074 | 22.493 | 32.027 | 208.7 | 3 | 2'05.778 | 34.460 | 34.581 | 23.090 | 33.647 | 198.4 | | | | | | |
| 4 | 2'03.095 | * 34.03* | 34.579 | 22.633 | 31.849 | 208.7 | 4 | 2'10.916 | 35.671 | 36.356 | 24.476 | 34.413 | 202.1 | | | | | | |
| 5 | 2'02.500 | 33.912 | 34.080 | 22.552 | 31.956 | 210.0 | 5 | 2'08.731 | P 35.360 | 35.404 | 23.216 | 34.751 | 212.4 | | | | | | |
| 6 | 2'02.332 | 33.979 | 34.047 | 22.450 | 31.856 | 209.1 | 6 | 2'24.990 | 27.915 | 34.653 | 22.911 | 33.653 | 194.8 | | | | | | |
| 7 | 2'07.953 | 35.431 | 36.723 | 23.286 | 32.513 | 211.6 | 7 | 2'04.637 | 34.615 | 34.977 | 22.816 | 32.229 | 207.1 | | | | | | |
| 8 | 2'11.636 | 34.749 | 39.450 | 24.751 | 32.686 | 206.4 | 8 | 2'06.573 | 34.300 | 34.532 | 24.236 | 33.505 | 199.9 | | | | | | |
| 9 | 2'06.288 | 34.571 | 35.407 | 23.342 | 32.968 | 202.9 | 9 | 2'02.760 | 34.138 | 34.218 | 22.596 | 31.808 | 214.1 | | | | | | |
| 10 | 2'03.839 | 34.390 | 34.499 | 22.930 | 32.020 | 211.6 | 10 | 2'03.038 | 34.266 | 34.201 | 22.871 | 31.700 | 215.8 | | | | | | |
| 3rd 28 Máximo QUILES Red Bull Rookies - Sp SPA | | | | | | | 8th 70 Kristian DANIEL Red Bull Rookies - Uni USA | | | | | | | | | | | | |
| Runs=2 Total laps=10 Full laps=7 Valid laps=6 | | | | | | | Runs=1 Total laps=10 Full laps=9 Valid laps=9 | | | | | | | | | | | | |
| 1 | 2'37.427 | 29.710 | 34.843 | 22.742 | 34.567 | 210.8 | 1 | 2'38.648 | 31.905 | 34.851 | 22.878 | 32.068 | 215.8 | | | | | | |
| 2 | 2'03.034 | 34.373 | 34.161 | 22.422 | 32.078 | 207.5 | 2 | 2'04.314 | 35.087 | 34.619 | 22.964 | 31.644 | 217.1 | | | | | | |
| 3 | 2'02.351 | 34.151 | 33.911 | 22.327 | 31.962 | 207.9 | 3 | 2'03.014 | 34.488 | 34.250 | 22.547 | 31.729 | 214.5 | | | | | | |
| 4 | 2'06.605 | * 34.12* | 34.583 | 23.253 | 34.643 | 195.9 | Fastest Lap: Alvaro CARPE Red Bull Rookies - Sp SPA 2'02.094 33.934 33.972 22.217 31.971 | | | | | | | | | | | | |
| 5 | 2'08.386 | P 35.323 | 35.549 | 22.898 | 34.616 | 207.5 | DORNA DATA PROCESSING TIMING SERVICE DORNA DATA PROCESSING TIMING SERVICE DORNA DATA PROCESSING TIMING SERVICE DORNA DATA PROCESSING TIMING SERVICE DORNA DATA PROCESSING TIMING SERVICE DORNA DATA PROCESSING TIMING SERVICE DORNA DATA PROCESSING TIMING SERVICE DORNA DATA PROCCEESSS | | | | | | | | | | | | |
| 6 | 2'25.186 | 28.152 | 34.676 | 22.672 | 33.627 | 197.3 |    | | | | | | | | | | | | |
| 7 | 2'04.750 | 34.757 | 34.661 | 22.762 | 32.570 | 205.6 | Alcañiz, Friday, August 30, 2024 | | | | | | | | | | | | |
| 8 | 2'05.433 | 34.467 | 35.501 | 22.962 | 32.503 | 206.7 | | | | | | | | | | | | | |
| 9 | 2'04.466 | 34.514 | 34.691 | 22.859 | 32.402 | 210.4 | | | | | | | | | | | | | |
| 10 | 2'03.931 | 34.459 | 34.378 | 22.793 | 32.301 | 211.2 | | | | | | | | | | | | | |
| 4th 54 Veda PRATAMA Red Bull Rookies - Ind INA | | | | | | | | | | | | | | | | | | | |
| Runs=1 Total laps=10 Full laps=9 Valid laps=9 | | | | | | | | | | | | | | | | | | | |
| 1 | 2'38.965 | 30.235 | 35.059 | 22.874 | 31.920 | 215.4 | | | | | | | | | | | | | |
| 2 | 2'04.909 | 35.641 | 34.538 | 22.947 | 31.783 | 212.0 | | | | | | | | | | | | | |
| 3 | 2'02.583 | 34.394 | 34.166 | 22.357 | 31.666 | 220.2 | | | | | | | | | | | | | |
| 4 | 2'07.068 | 34.228 | 34.073 | 22.614 | 36.153 | 220.6 | | | | | | | | | | | | | |
| 5 | 2'05.458 | 34.964 | 34.938 | 23.397 | 32.159 | 210.8 | | | | | | | | | | | | | |

Fastest Lap: Alvaro CARPE Red Bull Rookies - Sp SPA 2'02.094 33.934 33.972 22.217 31.971

DORNA DATA PROCESSING TIMING SERVICE DORNA DATA PROCESSING TIMING SERVICE DORNA DATA PROCESSING TIMING SERVICE DORNA DATA PROCESSING TIMING SERVICE DORNA DATA PROCESSING TIMING SERVICE DORNA DATA PROCESSING TIMING SERVICE DORNA DATA PROCCEESSS



Qualifying

RookiesCup

| Lap | Lap Time | T1 | T2 | T3 | T4 | Speed | Lap | Lap Time | T1 | T2 | T3 | T4 | Speed |
|--|---------------|-------------|--------------|---------|--------|--|--|---------------|--------------|--------------|--------|--------|-------|
| 4 | 2'02.899 | 34.300 | 34.055 | 22.419 | 32.125 | 215.0 | 9 | 2'07.328 | 36.274 | 35.419 | 23.168 | 32.467 | 211.6 |
| 5 | 2'10.511 | 35.353 | 37.476 | 23.780 | 33.902 | 205.2 | 10 | 2'06.438 * | 35.55* | 35.400 | 23.035 | 32.449 | 211.6 |
| 6 | 2'07.387 | 34.344 | 34.457 | 23.000 | 35.586 | 209.5 | 13th 95 Marco MORELLI Red Bull Rookies - Ar ARG | | | | | | |
| 7 | 2'12.104 | 37.002 | 38.581 | 23.217 | 33.304 | 219.7 | Runs=1 | Total laps=10 | Full laps=9 | Valid laps=8 | | | |
| 8 | 2'06.511 | 36.139 | 34.898 | 23.505 | 31.969 | 215.4 | 1 | 2'37.672 | 29.859 | 35.242 | 23.085 | 33.329 | 217.1 |
| 9 | 2'08.202 | 38.267 | 35.069 | 22.826 | 32.040 | 213.3 | 2 | 2'04.469 | 34.795 | 34.813 | 22.578 | 32.283 | 209.5 |
| 10 | 2'04.292 | 34.477 | 34.577 | 22.823 | 32.415 | 211.2 | 3 | 2'03.651 | 34.639 | 34.268 | 22.755 | 31.989 | 214.1 |
| 9th 94 Guido PINI Red Bull Rookies - Ital ITA | | | | | | 14th 24 Guillem PLANQUES Red Bull Rookies - Fra FRA | | | | | | | |
| Runs=2 | Total laps=9 | Full laps=6 | Valid laps=4 | | | Runs=1 | Total laps=10 | Full laps=9 | Valid laps=8 | | | | |
| 1 | 2'47.644 | 32.021 | 35.628 | 23.384 | 32.533 | 206.7 | 4 | 2'03.216 | 34.276 | 34.260 | 22.581 | 32.099 | 217.5 |
| 2 | 2'04.539 * | 34.804 | 34.520 | 22.597* | 32.618 | 205.2 | 5 | 2'14.420 | 40.824 | 35.380 | 23.478 | 34.738 | 187.7 |
| 3 | 2'03.603 | 34.440 | 34.414 | 22.509 | 32.240 | 207.1 | 6 | 2'06.103 | 35.238 | 35.138 | 23.069 | 32.658 | 209.1 |
| 4 | 2'03.109 * | 34.29* | 34.211 | 22.521 | 32.083 | 207.5 | 7 | 2'07.439 | 35.057 | 35.589 | 24.063 | 32.730 | 209.1 |
| 5 | 2'02.921 | 34.159 | 34.231 | 22.722 | 31.809 | 211.6 | 8 | 2'07.123 | 35.803 | 35.599 | 23.085 | 32.636 | 209.5 |
| 6 | 2'04.271 | 34.470 | 34.467 | 22.821 | 32.513 | 211.6 | 9 | 2'14.986 | 42.963 | 35.972 | 23.336 | 32.715 | 206.0 |
| 7 | 2'11.012 | 35.306 | 36.199 | 24.071 | 35.436 | 180.2 | 10 | 2'07.287 * | 35.16* | 35.063 | 23.311 | 33.751 | 208.7 |
| 8 | 2'08.313 P | 36.482 | 35.123 | 23.211 | 33.497 | 210.4 | 15th 50 Carter THOMPSON Red Bull Rookies - Au AUS | | | | | | |
| 9 | 3'16.808 | 31.650 | 36.617 | 24.136 | 33.166 | 203.3 | Runs=1 | Total laps=10 | Full laps=9 | Valid laps=8 | | | |
| 10th 47 Dodo BOGGIO Red Bull Rookies - Ital ITA | | | | | | 16th 31 Giulio PUGLIESE Red Bull Rookies - Ital ITA | | | | | | | |
| Runs=1 | Total laps=10 | Full laps=9 | Valid laps=8 | | | Runs=1 | Total laps=10 | Full laps=9 | Valid laps=8 | | | | |
| 1 | 2'37.958 | 30.753 | 35.248 | 23.133 | 32.327 | 218.9 | 1 | 2'37.973 | 31.139 | 35.436 | 23.127 | 33.275 | 215.4 |
| 2 | 2'04.601 * | 35.29* | 34.617 | 22.920 | 31.766 | 217.5 | 2 | 2'06.992 | 37.035 | 35.046 | 22.922 | 31.989 | 211.2 |
| 3 | 2'02.969 | 34.346 | 34.181 | 22.518 | 31.924 | 209.1 | 3 | 2'03.309 | 34.483 | 34.293 | 22.832 | 31.701 | 211.6 |
| 4 | 2'05.685 | 35.553 | 35.463 | 22.798 | 31.871 | 212.8 | 4 | 2'03.817 | 34.371 | 34.604 | 22.729 | 32.113 | 214.1 |
| 5 | 2'05.388 | 34.379 | 34.804 | 22.924 | 33.281 | 207.1 | 5 | 2'07.475 | 34.479 | 35.032 | 25.124 | 32.840 | 210.4 |
| 6 | 2'10.422 | 37.790 | 37.481 | 22.989 | 32.162 | 213.7 | 6 | 2'06.793 | 35.838 | 35.603 | 22.973 | 32.379 | 214.5 |
| 7 | 2'11.006 | 36.051 | 35.384 | 25.471 | 34.100 | 209.5 | 7 | 2'14.209 | 35.450 | 35.888 | 30.349 | 32.522 | 209.5 |
| 8 | 2'06.999 | 35.905 | 35.006 | 23.924 | 32.164 | 216.7 | 8 | 2'08.900 | 36.602 | 35.074 | 23.413 | 33.811 | 204.4 |
| 9 | 2'08.475 | 36.297 | 36.620 | 23.248 | 32.310 | 210.8 | 9 | 2'06.632 | 34.941 | 35.283 | 23.336 | 33.072 | 202.1 |
| 10 | 2'04.706 | 34.938 | 34.731 | 22.885 | 32.152 | 213.3 | 10 | 2'05.793 * | 35.03* | 34.732 | 23.706 | 32.321 | 209.5 |
| 11th 27 Rico SALMELA Red Bull Rookies - Fin FIN | | | | | | 15th 50 Carter THOMPSON Red Bull Rookies - Au AUS | | | | | | | |
| Runs=1 | Total laps=10 | Full laps=9 | Valid laps=6 | | | Runs=1 | Total laps=10 | Full laps=9 | Valid laps=8 | | | | |
| 1 | 2'53.661 | 29.724 | 34.938 | 22.959 | 32.450 | 208.3 | 1 | 2'37.973 | 31.139 | 35.436 | 23.127 | 33.275 | 215.4 |
| 2 | 2'03.530 * | 34.248 | 34.178 | 22.664* | 32.440 | 207.9 | 2 | 2'04.199 | 34.894 | 34.706 | 22.824 | 31.775 | 215.4 |
| 3 | 2'03.732 | 34.425 | 34.430 | 22.642 | 32.235 | 208.3 | 3 | 2'03.418 | 34.382 | 34.214 | 22.671 | 32.151 | 208.3 |
| 4 | 2'02.753 * | 34.15* | 33.987 | 22.516 | 32.091 | 208.7 | 4 | 2'03.909 | 34.358 | 34.462 | 22.658 | 32.431 | 217.5 |
| 5 | 2'03.019 | 34.106 | 34.023 | 22.547 | 32.343 | 208.7 | 5 | 2'09.992 | 35.742 | 36.235 | 23.396 | 34.619 | 191.7 |
| 6 | 2'06.097 * | 35.63* | 35.319 | 22.766 | 32.380 | 207.9 | 6 | 2'06.604 | 34.769 | 34.483 | 23.556 | 33.796 | 201.7 |
| 7 | 2'04.776 | 34.140 | 34.310 | 23.186 | 33.140 | 210.4 | 7 | 2'10.311 | 35.905 | 36.156 | 24.498 | 33.752 | 189.1 |
| 8 | 2'13.055 | 40.220 | 35.075 | 24.485 | 33.275 | 196.6 | 8 | 2'08.431 | 35.591 | 36.495 | 24.046 | 32.299 | 218.4 |
| 9 | 2'06.487 | 34.182 | 34.560 | 24.624 | 33.121 | 202.1 | 9 | 2'06.766 * | 36.10* | 34.948 | 22.996 | 32.719 | 208.3 |
| 10 | 2'03.430 | 34.237 | 34.408 | 22.660 | 32.125 | 210.4 | 10 | 2'04.606 | 34.769 | 34.626 | 22.951 | 32.260 | 211.6 |
| 12th 5 Leo RAMMERSTOR Red Bull Rookies - Au AUT | | | | | | 16th 31 Giulio PUGLIESE Red Bull Rookies - Ital ITA | | | | | | | |
| Runs=1 | Total laps=10 | Full laps=9 | Valid laps=6 | | | Runs=1 | Total laps=10 | Full laps=9 | Valid laps=8 | | | | |
| 1 | 2'37.845 | 31.044 | 38.086 | 23.287 | 33.982 | 215.4 | 1 | 2'28.902 | 30.499 | 34.939 | 23.255 | 32.014 | 212.4 |
| 2 | 2'06.983 * | 37.25* | 34.981 | 22.987 | 31.756 | 217.1 | 2 | 2'04.020 | 34.822 | 34.422 | 23.073 | 31.703 | 214.1 |
| 3 | 2'03.186 | 34.686 | 34.170 | 22.579 | 31.751 | 212.4 | 3 | 2'06.169 | 34.450 | 34.708 | 23.183 | 33.828 | 199.1 |
| 4 | 2'03.951 | 34.400 | 34.514 | 22.715 | 32.322 | 209.5 | 4 | 2'12.720 * | 34.42* | 36.917 | 23.777 | 37.604 | 198.8 |
| 5 | 2'09.602 | 35.302 | 37.152 | 23.429 | 33.719 | 192.4 | 5 | 2'10.748 | 35.160 | 37.541 | 24.758 | 33.289 | 206.7 |
| 6 | 2'06.373 * | 35.72* | 34.903 | 23.056 | 32.689 | 206.0 | 6 | 2'04.025 | 34.682 | 34.319 | 22.721 | 32.303 | 219.7 |
| 7 | 2'09.739 | 35.797 | 34.999 | 23.648 | 35.295 | 177.0 | 7 | 2'10.891 | 36.435 | 35.303 | 24.542 | 34.611 | 176.4 |
| 8 | 2'07.550 | 36.405 | 35.254 | 23.701 | 32.190 | 218.9 | 8 | 2'09.058 | 35.512 | 35.905 | 24.850 | 32.791 | 211.6 |
| Fastest Lap: Alvaro CARPE Red Bull Rookies - Sp SPA 2'02.094 33.934 33.972 22.217 31.971 | | | | | | 15th 50 Carter THOMPSON Red Bull Rookies - Au AUS | | | | | | | |
| <small>DORNA DATA PROCESSING TIMING SERVICE DORNA DATA PROCESSING TIMING SERVICE DORNA DATA PROCESSING TIMING SERVICE DORNA DATA PROCESSING TIMING SERVICE DORNA DATA PROCESSING TIMING SERVICE DORNA DATA PROCESSING TIMING SERVICE DORNA DATA PROCESSING TIMING SERVICE DORNA DATA PROCCESSS</small> | | | | | | 16th 31 Giulio PUGLIESE Red Bull Rookies - Ital ITA | | | | | | | |
| | | | | | | Runs=1 Total laps=10 Full laps=9 Valid laps=8 | | | | | | | |
| | | | | | | 1 2'03.471 34.592 34.375 22.741 31.763 214.1 | | | | | | | |



Qualifying

RookiesCup

| Lap | Lap Time | T1 | T2 | T3 | T4 | Speed | Lap | Lap Time | T1 | T2 | T3 | T4 | Speed | |
|-------------|------------|---|---------|-------------|--------|--------------|-----|-------------|-----------|--|----------|-------------|-------|--------------|
| 17th | 4 | Sullivan MOUNSEY Red Bull Rookies - Gr GBR | | | | | | 22nd | 48 | Lenoxx PHOMMAR Red Bull Rookies - Sw SWI | | | | |
| | Runs=1 | Total laps=4 | | Full laps=2 | | Valid laps=1 | | | Runs=1 | Total laps=10 | | Full laps=9 | | Valid laps=8 |
| 1 | 2'37.497 | 30.946 | 36.612 | 23.695 | 34.040 | 212.4 | 1 | 2'36.729 | 29.914 | 36.050 | 25.686 | 35.140 | 196.3 | |
| 2 | 2'05.770 * | 35.65* | 35.271 | 23.105 | 31.735 | 215.8 | 2 | 2'06.478 * | 35.26* | 35.583 | 23.505 | 32.129 | 212.8 | |
| 3 | 2'03.571 | 34.724 | 34.398 | 22.631 | 31.818 | 214.5 | 3 | 2'04.272 | 34.876 | 34.689 | 22.622 | 32.085 | 212.0 | |
| 4 | 5'30.336 P | 3'48.459 | 40.199 | 26.080 | 35.598 | 198.8 | 4 | 2'04.705 | 34.796 | 34.979 | 22.863 | 32.067 | 214.1 | |
| 18th | 57 | Leonardo ZANNI Red Bull Rookies - Ital ITA | | | | | | 23rd | 45 | Kgototso MONONY Red Bull Rookies - So RSA | | | | |
| | Runs=1 | Total laps=10 | | Full laps=9 | | Valid laps=7 | | | Runs=1 | Total laps=10 | | Full laps=9 | | Valid laps=8 |
| 1 | 2'29.048 | 29.005 | 34.956 | 23.009 | 32.508 | 206.7 | 1 | 2'38.019 | 31.904 | 37.275 | 23.890 | 33.955 | 212.4 | |
| 2 | 2'03.993 | 34.797 | 34.449 | 22.709 | 32.038 | 208.7 | 2 | 2'06.928 | 35.880 | 34.933 | 23.521 | 32.594 | 208.3 | |
| 3 | 2'03.629 | 34.635 | 34.327 | 22.586 | 32.081 | 206.7 | 3 | 2'04.450 | 34.728 | 34.544 | 22.907 | 32.271 | 208.3 | |
| 4 | 2'02.852 * | 34.22* | 34.153 | 22.485 | 31.986 | 207.5 | 4 | 2'09.856 * | 34.64* | 36.194 | 23.940 | 35.082 | 188.4 | |
| 5 | 2'04.255 | 34.611 | 34.784 | 22.763 | 32.097 | 209.1 | 5 | 2'07.651 | 34.723 | 35.069 | 23.348 | 34.511 | 193.1 | |
| 6 | 2'13.366 | 34.559 | 40.958 | 23.875 | 33.974 | 197.3 | 6 | 2'06.511 | 35.085 | 35.803 | 23.000 | 32.623 | 206.7 | |
| 7 | 2'20.618 | 37.645 | 42.935 | 24.385 | 35.653 | 177.3 | 7 | 2'08.021 | 35.835 | 35.500 | 23.855 | 32.831 | 206.7 | |
| 8 | 2'07.355 | 35.616 | 35.333 | 23.966 | 32.440 | 219.3 | 8 | 2'08.210 | 36.596 | 35.256 | 23.592 | 32.766 | 206.4 | |
| 9 | 2'06.356 | 36.283 | 34.874 | 22.838 | 32.361 | 210.4 | 9 | 2'07.775 | 34.838 | 35.353 | 23.946 | 33.638 | 199.5 | |
| 10 | 2'06.054 * | 35.27* | 34.693 | 22.970 | 33.115 | 210.0 | 10 | 2'06.583 | 34.998 | 35.179 | 23.207 | 33.199 | 202.1 | |
| 19th | 52 | Evan BELFORD Red Bull Rookies - Gr GBR | | | | | | 24th | 7 | Rocco SESSLER Red Bull Rookies - Ge GER | | | | |
| | Runs=1 | Total laps=10 | | Full laps=9 | | Valid laps=7 | | | Runs=1 | Total laps=10 | | Full laps=9 | | Valid laps=8 |
| 1 | 2'37.690 | 29.789 | 35.642 | 24.113 | 37.648 | 158.6 | 1 | 2'37.693 | 29.553 | 35.949 | 26.590 | 34.723 | 211.2 | |
| 2 | 2'06.371 | 35.989 | 35.018 | 23.228 | 32.136 | 214.1 | 2 | 2'07.662 | 36.847 | 35.568 | 23.151 | 32.096 | 215.0 | |
| 3 | 2'03.844 | 34.403 | 34.533 | 22.701 | 32.207 | 211.6 | 3 | 2'05.972 | 35.147 | 35.161 | 23.127 | 32.537 | 209.1 | |
| 4 | 2'04.492 | 35.027 | 34.707 | 22.758 | 32.000 | 215.0 | 4 | 2'05.793 * | 35.19* | 34.930 | 23.192 | 32.478 | 208.3 | |
| 5 | 2'06.878 | 35.175 | 34.818 | 23.311 | 33.574 | 201.7 | 5 | 2'05.640 | 34.926 | 35.360 | 23.120 | 32.234 | 210.8 | |
| 6 | 2'06.956 | 34.937 | 34.986 | 23.374 | 33.659 | 206.7 | 6 | 2'04.904 | 35.084 | 34.558 | 23.024 | 32.238 | 212.8 | |
| 7 | 2'11.117 * | 37.34* | 36.213 | 24.281 | 33.278 | 207.1 | 7 | 2'09.880 | 35.774 | 35.113 | 24.564 | 34.429 | 185.2 | |
| 8 | 2'10.713 | 39.958 | 34.957 | 23.448 | 32.350 | 209.5 | 8 | 2'08.753 | 36.168 | 35.381 | 24.223 | 32.981 | 210.4 | |
| 9 | 2'07.886 * | 35.68* | 35.332 | 23.154 | 33.716 | 197.7 | 9 | 2'06.265 | 35.194 | 35.280 | 23.054 | 32.737 | 209.5 | |
| 10 | 2'04.696 | 34.594 | 34.884 | 22.759 | 32.459 | 209.1 | 10 | 2'05.715 | 35.339 | 35.080 | 22.925 | 32.371 | 211.6 | |
| 20th | 16 | Joel PONS Red Bull Rookies - Sp SPA | | | | | | 25th | 44 | Milan PAWELEC Red Bull Rookies - Pol POL | | | | |
| | Runs=2 | Total laps=8 | | Full laps=5 | | Valid laps=4 | | | Runs=1 | Total laps=10 | | Full laps=9 | | Valid laps=8 |
| 1 | 2'41.120 | 31.431 | 35.248 | 24.081 | 32.181 | 211.6 | 1 | 2'37.766 | 32.635 | 35.499 | 23.755 | 32.915 | 213.3 | |
| 2 | 2'50.770 P | 35.067 | 34.872 | 1'01.279 | 39.552 | 172.8 | 2 | 2'07.502 | 36.597 | 35.023 | 23.141 | 32.741 | 205.2 | |
| 3 | 6'02.769 | 31.420 | 36.157 | 23.803 | 32.505 | 208.3 | 3 | 2'06.118 | 35.274 | 35.112 | 22.937 | 32.795 | 204.0 | |
| 4 | 2'04.879 | 34.841 | 34.703 | 23.046 | 32.289 | 209.1 | 4 | 2'04.946 * | 34.83* | 34.682 | 22.911 | 32.520 | 206.0 | |
| 5 | 2'04.107 * | 34.608 | 34.430* | 22.952 | 32.117 | 208.7 | 5 | 2'05.760 | 34.756 | 35.192 | 23.265 | 32.547 | 204.0 | |
| 6 | 2'04.614 | 34.703 | 34.721 | 22.906 | 32.284 | 208.3 | 6 | 2'05.605 | 35.086 | 34.833 | 23.080 | 32.606 | 206.7 | |
| 7 | 2'03.852 | 34.501 | 34.350 | 22.748 | 32.253 | 208.3 | 7 | 2'09.096 | 36.004 | 35.167 | 24.093 | 33.832 | 190.1 | |
| 8 | 2'04.823 | 34.702 | 34.466 | 22.889 | 32.766 | 207.5 | 8 | 2'07.540 | 34.930 | 35.528 | 23.468 | 33.614 | 195.5 | |
| | | | | | | | 9 | 2'06.566 | 35.637 | 35.192 | 22.899 | 32.838 | 204.4 | |
| | | | | | | | 10 | 2'05.378 | 34.803 | 34.962 | 23.019 | 32.594 | 210.4 | |
| 21st | 56 | Kevin FARKAS Red Bull Rookies - Hu HUN | | | | | | 26th | 20 | Jakkreephat PHUET Red Bull Rookies - Th THA | | | | |
| | Runs=1 | Total laps=10 | | Full laps=9 | | Valid laps=9 | | | Runs=2 | Total laps=8 | | Full laps=5 | | Valid laps=5 |
| 1 | 2'36.209 | 31.282 | 35.928 | 23.856 | 33.514 | 205.2 | 1 | 2'38.652 | 32.071 | 35.718 | 23.705 | 33.386 | 215.8 | |
| 2 | 2'06.441 | 35.843 | 35.476 | 23.178 | 31.944 | 216.2 | 2 | 2'50.362 P | 36.798 | 35.469 | 1'01.699 | 36.396 | 200.2 | |
| 3 | 2'03.955 | 34.670 | 34.343 | 22.973 | 31.969 | 215.4 | | | | | | | | |
| 4 | 2'04.558 | 34.570 | 34.805 | 22.853 | 32.330 | 214.5 | | | | | | | | |
| 5 | 2'06.182 | 34.917 | 35.478 | 23.513 | 32.274 | 215.0 | | | | | | | | |
| 6 | 2'07.321 | 35.585 | 35.288 | 23.496 | 32.952 | 212.4 | | | | | | | | |
| 7 | 2'11.198 | 39.144 | 35.656 | 23.964 | 32.434 | 208.7 | | | | | | | | |
| 8 | 2'07.115 | 35.557 | 35.345 | 23.313 | 32.900 | 207.5 | | | | | | | | |
| 9 | 2'06.850 | 35.229 | 35.187 | 23.222 | 33.212 | 207.1 | | | | | | | | |
| 10 | 2'05.817 | 35.359 | 34.794 | 23.038 | 32.626 | 205.6 | | | | | | | | |

Fastest Lap: Alvaro CARPE Red Bull Rookies - Sp SPA 2'02.094 33.934 33.972 22.217 31.971

DORNA DATA PROCESSING TIMING SERVICE DORNA DATA PROCESSING TIMING SERVICE DORNA DATA PROCESSING TIMING SERVICE DORNA DATA PROCESSING TIMING SERVICE DORNA DATA PROCESSING TIMING SERVICE DORNA DATA PROCESSING TIMING SERVICE DORNA DATA PROCESSING TIMING SERVICE DORNA DATA PROCCESSS



Qualifying

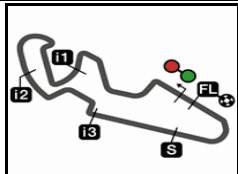
RookiesCup

| Lap | Lap Time | T1 | T2 | T3 | T4 | Speed | Lap | Lap Time | T1 | T2 | T3 | T4 | Speed |
|-----|-----------------|--------|--------|--------|--------|-------|-----|----------|----|----|----|----|-------|
| 3 | 5'28.175 | 36.003 | 44.940 | 24.850 | 34.588 | 196.6 | | | | | | | |
| 4 | 2'11.256 | 35.587 | 35.194 | 23.588 | 36.887 | 212.4 | | | | | | | |
| 5 | 2'08.987 | 35.901 | 36.102 | 24.201 | 32.783 | 214.5 | | | | | | | |
| 6 | 2'07.438 | 35.854 | 35.367 | 23.741 | 32.476 | 216.2 | | | | | | | |
| 7 | 2'07.578 | 36.146 | 35.212 | 23.482 | 32.738 | 211.6 | | | | | | | |
| 8 | 2'05.774 | 35.036 | 34.841 | 23.375 | 32.522 | 213.7 | | | | | | | |

Fastest Lap: Alvaro CARPE Red Bull Rookies - Sp SPA **2'02.094** 33.934 33.972 22.217 31.971

DORNA DATA PROCESSING TIMING SERVICE DORNA DATA PROCESSING TIMING SERVICE DORNA DATA PROCESSING TIMING SERVICE DORNA DATA PROCESSING TIMING SERVICE DORNA DATA PROCESSING TIMING SERVICE DORNA DATA PROCESSING TIMING SERVICE DORNA DATA PROCESSING TIMING SERVICE DORNA DATA PROCESSING TIMING SERVICE DORNA DATA PROCCESSS





GRAN PREMIO GoPro DE ARAGÓN Official Starting Grid

5077 m.

Race : 13 laps = 66.001 km

9

26
2'05.774
20 Jakkreephat PHUETTISAN
KTM

25
2'05.378
44 Milan PAWELEC
KTM

The results are provisional until the end of the limit for protest and appeals and until the ratification of the Event Management Committee.

Time limit for protest expires 60' at the latest after publication of the results - Time:

DORNA DATA PROCESSING TIMING SERVICE DORNA DATA PROCESSING TIMING SERVICE DORNA DATA PROCESSING TIMING SERVICE DORNA DATA PROCESSING TIMING SERVICE DORNA DATA PROCESSING TIMING SERVICE DORNA DATA PROCESSING TIMING SERVICE DORNA DATA PROCESSING TIMING SERVICE DORNA DATA PROCCEESSS

