


4348 m.

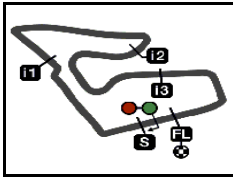
**MOTORRAD GRAND PRIX VON ÖSTERREICH****Race Nr.1****Classification after 16 laps = 69.568 km****RookiesCup**

<i>Pos</i>		<i>Rider</i>	<i>Nation</i>	<i>Team</i>	<i>Motorcycle</i>	<i>Total Time</i>	<i>Km/h</i>	<i>Gap</i>
1	25	83 <b>Alvaro CARPE</b>	SPA	Red Bull Rookies - Spain	KTM	<b>28'12.876</b>	147.9	
2	20	95 <b>Marco MORELLI</b>	ARG	Red Bull Rookies - Argentina	KTM	<b>28'12.900</b>	147.9	0.024
3	16	28 <b>Máximo QUILES</b>	SPA	Red Bull Rookies - Spain	KTM	<b>28'13.050</b>	147.9	0.174
4	13	73 <b>Valentin PERRONE</b>	ARG	Red Bull Rookies - Argentina	KTM	<b>28'13.290</b>	147.9	0.414
5	11	27 <b>Rico SALMELA</b>	FIN	Red Bull Rookies - Finland	KTM	<b>28'13.295</b>	147.9	0.419
6	10	51 <b>Brian URIARTE</b>	SPA	Red Bull Rookies - Spain	KTM	<b>28'13.350</b>	147.8	0.474
7	9	5 <b>Leo RAMMERSTORFER</b>	AUT	Red Bull Rookies - Austria	KTM	<b>28'13.702</b>	147.8	0.826
8	8	94 <b>Guido PINI</b>	ITA	Red Bull Rookies - Italy	KTM	<b>28'15.779</b>	147.6	2.903
9	7	70 <b>Kristian DANIEL</b>	USA	Red Bull Rookies - United States	KTM	<b>28'20.670</b>	147.2	7.794
10	6	50 <b>Carter THOMPSON</b>	AUS	Red Bull Rookies - Australia	KTM	<b>28'20.773</b>	147.2	7.897
11	5	56 <b>Kevin FARKAS</b>	HUN	Red Bull Rookies - Hungary	KTM	<b>28'22.522</b>	147.1	9.646
12	4	20 <b>Jakkreephat PHUETTISA</b>	THA	Red Bull Rookies - Thailand	KTM	<b>28'37.254</b>	145.8	24.378
13	3	47 <b>Dodo BOGGIO</b>	ITA	Red Bull Rookies - Italy	KTM	<b>28'39.306</b>	145.6	26.430
14	2	13 <b>Hakim DANISH</b>	MAL	Red Bull Rookies - Malaysia	KTM	<b>28'42.154</b>	145.4	29.278
15	1	16 <b>Joel PONS</b>	SPA	Red Bull Rookies - Spain	KTM	<b>28'41.974</b>	145.4	29.098
16		4 <b>Sullivan MOUNSEY</b>	GBR	Red Bull Rookies - Great Britain	KTM	<b>28'42.096</b>	145.4	29.220
17		24 <b>Guillem PLANQUES</b>	FRA	Red Bull Rookies - France	KTM	<b>28'44.874</b>	145.4	31.998
18		48 <b>Lenox PHOMMARA</b>	SWI	Red Bull Rookies - Switzerland	KTM	<b>28'51.855</b>	144.6	38.979
19		44 <b>Milan PAWELEC</b>	POL	Red Bull Rookies - Poland	KTM	<b>28'52.003</b>	144.5	39.127
20		45 <b>Kgotso MONONYANE</b>	RSA	Red Bull Rookies - South Africa	KTM	<b>29'04.354</b>	143.5	51.478
21		52 <b>Evan BELFORD</b>	GBR	Red Bull Rookies - Great Britain	KTM	<b>29'14.269</b>	142.7	1'01.393
22		7 <b>Rocco SESSLER</b>	GER	Red Bull Rookies - Germany	KTM	<b>29'17.358</b>	142.5	1'04.482
<b>Not classified</b>								
		54 <b>Veda PRATAMA</b>	INA	Red Bull Rookies - Indonesia	KTM	<b>26'27.244</b>	147.9	1 lap
		31 <b>Giulio PUGLIESE</b>	ITA	Red Bull Rookies - Italy	KTM	<b>26'30.019</b>	147.6	1 lap
		11 <b>Ruché MOODLEY</b>	RSA	Red Bull Rookies - South Africa	KTM	<b>8'53.603</b>	146.6	11 laps
		57 <b>Leonardo ZANNI</b>	ITA	Red Bull Rookies - Italy	KTM	<b>8'56.068</b>	145.9	11 laps

The results are provisional until the end of the limit for protest and appeals.

Time limit for protest expires 60' after publication of the results - ..... Time: .....

DORNA DATA PROCESSING TIMING SERVICE DORNA DATA PROCESSING TIMING SERVICE DORNA DATA PROCESSING TIMING SERVICE DORNA DATA PROCESSING TIMING SERVICE DORNA DATA PROCESSING TIMING SERVICE DORNA DATA PROCESSING TIMING SERVICE DORNA DATA PROCESSING TIMING SERVICE DORNA DATA PROCESSING TIMING SERVICE DORNA DATA PROCESSING TIMING SERVICE DORNA DATA PROCESSING TIMING SERVICE DORNA DATA PROCESSING TIMING SERVICE DORNA DATA PROCESSING TIMING SERVICE DORNA DATA PROCESSING




4348 m.

## MOTORRAD GRAND PRIX VON ÖSTERREICH

### Race Nr.1

Classification after 16 laps = 69.568 km

Pos	 Rider	Nation	Team	Motorcycle	Total Time	Km/h	Gap
-----	---	--------	------	------------	------------	------	-----

Race condition: Dry  
 Air: 30°  
 Humidity: 49%  
 Ground: 37°

Pole Position:		Rico SALMELA	1'44.034	150.4 Km/h
Fastest Lap (New record):	Lap 15	Máximo QUILES	1'44.242	150.1 Km/h
Best Race Lap:	2023	Máximo QUILES	1'44.610	149.6 Km/h
All-Time Lap Record:	2024	Rico SALMELA	1'44.034	150.4 Km/h

16:50'36

16:57'26

17:00'02

17:02'42

17:03'50

17:04'10 Rocco SESSLER

17:06'27 Rocco SESSLER

17:06'41 Hakim DANISH

17:07'25 Evan BELFORD

17:09'03 Hakim DANISH

17:09'13 Sullivan MOUNSEY

17:09'57 Kristian DANIEL

17:10'10 Dodo BOGGIO

17:10'19 Evan BELFORD

17:10'36 Joel PONS

17:10'44 Sullivan MOUNSEY

17:10'59 Kgopotso MONONYANE

17:11'46 Alvaro CARPE

17:12'12 Ruché MOODLEY

17:12'32 Kgopotso MONONYANE

17:12'49 Leonardo ZANNI

17:13'18 Evan BELFORD

17:13'32 Máximo QUILES

17:14'01 Dodo BOGGIO

17:14'46 Sullivan MOUNSEY

17:14'46 Hakim DANISH

17:15'08 Guillem PLANQUES

17:15'18 Lenox PHOMMARA

17:15'42 Guillem PLANQUES

17:15'44 Dodo BOGGIO

17:16'08 Kgopotso MONONYANE

17:17'10 Guido PINI

17:17'40 Kgopotso MONONYANE

17:17'43 Guillem PLANQUES

17:20'39 Guido PINI

17:20'51 Kristian DANIEL

17:21'46 Milan PAWELEC

17:21'54 Joel PONS

17:22'20 Máximo QUILES

17:23'02 Guillem PLANQUES

17:24'14 Guido PINI

17:24'14 Joel PONS

17:24'55 Hakim DANISH

17:25'11 Kgopotso MONONYANE

#### SIGHTING LAP START

All bikes on grid

#### WARM UP LAP START

#### RACE START

No jump starts

double long lap penalty due to exceeding track limit

double long lap penalty - COMPLETED

track limits warning

track limits warning

long lap penalty due to exceeding track limit

track limits warning

track limits warning

track limits warning

long lap penalty due to exceeding track limit

track limits warning

long lap penalty due to exceeding track limit

track limits warning

track limits warning

crashed out - Rider OK

track limits warning

crashed out - Rider OK

long lap penalty - COMPLETED

track limits warning

long lap penalty due to exceeding track limit

long lap penalty - COMPLETED

long lap penalty - COMPLETED

track limits warning

track limits warning

long lap penalty due to exceeding track limit

long lap penalty - COMPLETED

long lap penalty due to exceeding track limit

track limits warning

long lap penalty - COMPLETED

long lap penalty due to incorrect long lap execution

long lap penalty due to exceeding track limit

long lap penalty due to exceeding track limit

track limits warning

long lap penalty due to exceeding track limit

long lap penalty due to exceeding track limit

long lap penalty - COMPLETED

long lap penalty - COMPLETED

long lap penalty - COMPLETED

long lap penalty due to exceeding track limit

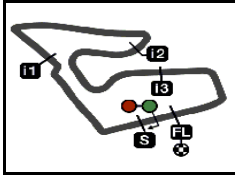
long lap penalty due to exceeding track limit

The results are provisional until the end of the limit for protest and appeals.

Time limit for protest expires 60' after publication of the results - ..... Time: .....

DORNA DATA PROCESSING TIMING SERVICE DORNA DATA PROCESSING TIMING SERVICE DORNA DATA PROCESSING TIMING SERVICE DORNA DATA PROCESSING TIMING SERVICE DORNA DATA PROCESSING TIMING SERVICE DORNA DATA PROCESSING TIMING SERVICE DORNA DATA PROCESSING TIMING SERVICE DORNA DATA PROCESSING





4348 m.

## MOTORRAD GRAND PRIX VON ÖSTERREICH

### Race Nr.1

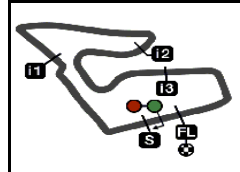
Classification after 16 laps = 69.568 km

Pos	Rider	Nation	Team	Motorcycle	Total Time	Km/h	Gap
<u>17:25'11</u>	<u>Kristian DANIEL</u>				<u>long lap penalty - COMPLETED</u>		
<u>17:25'42</u>	<u>Máximo QUILES</u>				<u>long lap penalty - COMPLETED</u>		
<u>17:26'54</u>	<u>Hakim DANISH</u>				<u>long lap penalty due to incorrect long lap execution</u>		
<u>17:27'40</u>	<u>Kgototso MONONYANE</u>				<u>long lap penalty - COMPLETED</u>		
17:29'41	Giulio PUGLIESE				crashed out - Rider OK		
<u>17:29'59</u>	<u>Hakim DANISH</u>				<u>long lap penalty - COMPLETED</u>		
<u>17:30'32</u>	<u>Guillem PLANQUES</u>				<u>long lap penalty due to exceeding track limit</u>		
17:30'48	Veda PRATAMA				crashed out - Rider OK		
<u>17:32'09</u>	<u>Brian URIARTE</u>				<u>track limits warning</u>		
<u>17:34'03</u>	<u>Guillem PLANQUES</u>				<u>3 seconds penalty - failed to comply with long lap penalty</u>		
<u>17:35'38</u>	<u>Sullivan MOUNSEY</u>				<u>1 position penalty due to exceeding track limit on the last lap</u>		
<u>17:36'06</u>	<u>Joel PONS</u>				<u>1 position penalty due to exceeding track limit on the last lap</u>		

The results are provisional until the end of the limit for protest and appeals.

Time limit for protest expires 60' after publication of the results - ..... Time: .....

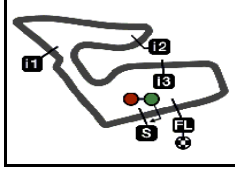
DORNA DATA PROCESSING TIMING SERVICE DORNA DATA PROCESSING TIMING SERVICE DORNA DATA PROCESSING TIMING SERVICE DORNA DATA PROCESSING TIMING SERVICE DORNA DATA PROCESSING TIMING SERVICE DORNA DATA PROCESSING TIMING SERVICE DORNA DATA PROCESSING TIMING SERVICE DORNA DATA PROCESSING TIMING SERVICE DORNA DATA PROCESSING TIMING SERVICE DORNA DATA PROCESSING



4348 m.

**MOTORRAD GRAND PRIX VON ÖSTERREICH****Race Nr.1****Top Speed & Average**

Rider	Nation	Motorcycle	Top 5 speeds					Average	Top
54 Veda PRATAMA	INA	KTM	208.6	208.6	208.6	208.0	207.4	208.2	<b>208.6</b>
11 Ruché MOODLEY	RSA	KTM	208.0	206.8	206.3	206.3	110.7	187.6	<b>208.0</b>
50 Carter THOMPSON	AUS	KTM	208.0	206.8	205.7	205.7	205.1	205.9	<b>208.0</b>
51 Brian URIARTE	SPA	KTM	208.0	207.4	206.8	206.8	206.3	206.8	<b>208.0</b>
73 Valentin PERRONE	ARG	KTM	208.0	207.4	207.4	207.4	207.4	207.5	<b>208.0</b>
31 Giulio PUGLIESE	ITA	KTM	207.4	205.7	205.1	205.1	205.1	205.7	<b>207.4</b>
95 Marco MORELLI	ARG	KTM	207.4	206.8	206.8	206.8	206.8	206.9	<b>207.4</b>
70 Kristian DANIEL	USA	KTM	206.8	206.8	206.3	206.3	205.1	206.1	<b>206.8</b>
94 Guido PINI	ITA	KTM	206.8	205.7	205.7	205.7	205.1	205.7	<b>206.8</b>
27 Rico SALMELA	FIN	KTM	206.3	206.3	206.3	205.7	205.7	206.1	<b>206.3</b>
5 Leo RAMMERSTORFER	AUT	KTM	205.7	204.5	204.5	204.5	203.9	204.4	<b>205.7</b>
13 Hakim DANISH	MAL	KTM	205.1	201.6	201.1	201.1	201.1	201.9	<b>205.1</b>
56 Kevin FARKAS	HUN	KTM	205.1	204.5	203.3	202.8	202.8	203.4	<b>205.1</b>
83 Alvaro CARPE	SPA	KTM	205.1	205.1	203.9	203.3	203.3	204.1	<b>205.1</b>
28 Máximo QUILES	SPA	KTM	204.5	202.8	202.8	202.2	201.6	202.8	<b>204.5</b>
57 Leonardo ZANNI	ITA	KTM	204.5	203.9	201.6	201.1	199.4	202.1	<b>204.5</b>
20 Jakkreepat PHUETTISAN	THA	KTM	203.9	203.9	203.3	202.8	202.8	203.3	<b>203.9</b>
24 Guillem PLANQUES	FRA	KTM	203.9	203.3	203.3	203.3	202.8	203.2	<b>203.9</b>
47 Dodo BOGGIO	ITA	KTM	203.9	203.3	202.8	200.0	199.4	201.5	<b>203.9</b>
4 Sullivan MOUNSEY	GBR	KTM	203.3	202.2	201.6	200.5	200.0	201.5	<b>203.3</b>
16 Joel PONS	SPA	KTM	203.3	203.3	202.2	201.6	201.6	202.4	<b>203.3</b>
52 Evan BELFORD	GBR	KTM	202.8	199.4	198.8	197.8	197.2	198.9	<b>202.8</b>
44 Milan PAWELEC	POL	KTM	201.1	200.5	200.0	199.4	198.8	199.8	<b>201.1</b>
48 Lenox PHOMMARA	SWI	KTM	201.1	200.5	200.0	199.4	198.8	200.0	<b>201.1</b>
7 Rocco SESSLER	GER	KTM	200.0	198.8	198.3	196.1	195.6	197.0	<b>200.0</b>
45 Kgotso MONONYANE	RSA	KTM	198.8	197.8	197.8	197.8	197.2	197.9	<b>198.8</b>




4348 m.

# MOTORRAD GRAND PRIX VON ÖSTERREICH

## Race Nr.1

### Fastest Laps Sequence

# RookiesCup

<i>Lap</i>	<i>Race Time</i>	 <i>Rider</i>	<i>Nation</i>	<i>Motorcycle</i>	<i>Time</i>	<i>Km/h</i>	<i>Riders's Lap</i>
2	<b>3'36.480</b>	28 <b>Máximo QUILES</b>	SPA	KTM	<b>1'45.920</b>	147.7	2
2	<b>3'36.501</b>	83 <b>Alvaro CARPE</b>	SPA	KTM	<b>1'45.911</b>	147.7	2
2	<b>3'38.070</b>	94 <b>Guido PINI</b>	ITA	KTM	<b>1'45.667</b>	148.1	2
3	<b>5'22.116</b>	27 <b>Rico SALMELA</b>	FIN	KTM	<b>1'45.559</b>	148.2	3
3	<b>5'22.227</b>	95 <b>Marco MORELLI</b>	ARG	KTM	<b>1'45.522</b>	148.3	3
3	<b>5'25.911</b>	56 <b>Kevin FARKAS</b>	HUN	KTM	<b>1'45.518</b>	148.3	3
4	<b>7'07.404</b>	54 <b>Veda PRATAMA</b>	INA	KTM	<b>1'44.917</b>	149.1	4
4	<b>7'08.122</b>	51 <b>Brian URIARTE</b>	SPA	KTM	<b>1'44.875</b>	149.2	4
6	<b>10'38.729</b>	73 <b>Valentin PERRONE</b>	ARG	KTM	<b>1'44.821</b>	149.3	6
6	<b>10'39.442</b>	94 <b>Guido PINI</b>	ITA	KTM	<b>1'44.756</b>	149.4	6
7	<b>12'23.991</b>	51 <b>Brian URIARTE</b>	SPA	KTM	<b>1'44.708</b>	149.4	7
8	<b>14'08.587</b>	51 <b>Brian URIARTE</b>	SPA	KTM	<b>1'44.596</b>	149.6	8
15	<b>26'28.467</b>	28 <b>Máximo QUILES</b>	SPA	KTM	<b>1'44.242</b>	150.1	15



4348 m.

# MOTORRAD GRAND PRIX VON ÖSTERREICH

## Race Nr.1

### Chronological Analysis of Performances

RookiesCup

1st <b>83</b> Alvaro CARPE Red Bull Rookies - Sp SPA							4th <b>73</b> Valentin PERRONE Red Bull Rookies - Ar ARG						
Runs=1 Total laps=16 Full laps=15 Valid laps=12							Runs=1 Total laps=16 Full laps=15 Valid laps=14						
Lap	Lap Time	T1	T2	T3	T4	Speed	Lap	Lap Time	T1	T2	T3	T4	Speed
1	1'50.590	33.418	30.389	27.391	19.392		1	1'50.780	33.942	30.672	27.030	19.136	
2	<b>1'45.911</b>	29.394	30.246	27.207	19.064	201.6	2	<b>1'46.245</b>	29.633	30.409	27.032	19.171	207.4
3	1'45.429 *	29.464	30.159	<b>26.866</b>	18.940*	197.2	3	<b>1'45.737</b>	29.486	30.288	27.023	18.940	205.1
4	1'45.438 *	29.18*	30.363	26.912	18.983	202.8	4	<b>1'45.123</b>	29.127	30.150	26.837	19.009	205.1
5	1'45.601 *	29.459	30.059	26.921	19.162*	198.3	5	<b>1'46.023</b>	29.541	30.471	27.040	18.971	207.4
6	<b>1'44.904</b>	29.165	29.999	26.961	<b>18.779</b>	203.9	6	<b>1'44.821</b>	29.084	<b>29.912</b>	26.939	<b>18.886</b>	205.7
7	<b>1'45.296</b>	<b>29.020</b>	30.365	26.940	18.971	203.3	7	<b>1'44.804</b>	<b>28.898</b>	29.995	26.845	19.066	203.9
8	<b>1'45.209</b>	29.080	30.099	27.105	18.925	202.8	8	<b>1'45.401</b>	29.207	30.099	26.909	19.186	207.4
9	<b>1'45.232</b>	29.110	30.065	27.097	18.960	202.8	9	<b>1'45.073</b>	28.971	30.053	26.824	19.225	203.9
10	<b>1'45.830</b>	29.112	30.168	27.364	19.186	199.4	10	<b>1'45.870</b>	29.228	30.327	26.945	19.370	206.8
11	<b>1'45.568</b>	29.213	30.264	27.111	18.980	200.0	11	<b>1'45.648</b>	29.887	30.096	26.773	18.892	205.1
12	<b>1'45.586</b>	29.032	30.125	27.340	19.089	200.0	12	<b>1'45.148</b>	29.111	30.146	26.778	19.113	207.4
13	<b>1'45.421</b>	29.319	30.019	27.058	19.025	203.3	13	<b>1'45.463</b>	29.158	30.451	26.823	19.031	206.8
14	<b>1'45.241</b>	29.480	<b>29.891</b>	26.977	18.893	<b>205.1</b>	14	<b>1'45.221</b>	29.304	30.149	26.818	18.950	207.4
15	<b>1'46.084</b>	29.136	30.324	27.660	18.964	202.8	15	<b>1'46.086</b>	29.114	30.448	27.406	19.118	206.3
16	<b>1'45.536</b>	29.378	30.064	27.005	19.089	205.1	16	1'45.847 *	29.535	30.584	<b>26.762</b>	18.966*	<b>208.0</b>

2nd <b>95</b> Marco MORELLI Red Bull Rookies - Ar ARG							5th <b>27</b> Rico SALMELA Red Bull Rookies - Fin FIN						
Runs=1 Total laps=16 Full laps=15 Valid laps=14							Runs=1 Total laps=16 Full laps=15 Valid laps=14						
Lap	Lap Time	T1	T2	T3	T4	Speed	Lap	Lap Time	T1	T2	T3	T4	Speed
1	1'50.644	33.746	30.466	27.069	19.363	103.0	1	1'50.413	33.498	30.441	27.269	19.205	
2	<b>1'46.061</b>	29.690	30.253	27.096	19.022	203.9	2	1'46.144 *	29.495	<b>30.392*</b>	27.196	19.061	197.8
3	<b>1'45.522</b>	29.492	30.135	26.810	19.085	203.9	3	<b>1'45.559</b>	29.286	30.056	27.058	19.159	200.0
4	<b>1'45.451</b>	29.272	30.367	26.846	18.966	204.5	4	<b>1'45.446</b>	29.188	30.289	26.933	19.036	202.8
5	1'45.241 *	29.423	<b>30.050</b>	26.801	18.967*	206.8	5	<b>1'45.459</b>	29.374	30.094	27.018	18.973	204.5
6	<b>1'45.162</b>	<b>29.086</b>	30.103	26.999	18.974	201.1	6	<b>1'44.894</b>	29.220	29.998	26.917	<b>18.759</b>	205.1
7	<b>1'45.300</b>	29.177	30.235	26.815	19.073	205.1	7	<b>1'45.296</b>	29.091	30.132	27.036	19.037	203.3
8	<b>1'45.523</b>	29.173	30.106	26.981	19.263	205.1	8	<b>1'45.261</b>	29.148	30.135	27.022	18.956	202.2
9	<b>1'45.505</b>	29.579	30.064	26.874	18.988	202.2	9	<b>1'45.402</b>	29.111	30.079	27.052	19.160	205.7
10	<b>1'45.599</b>	29.230	30.405	26.893	19.071	204.5	10	<b>1'45.888</b>	29.283	30.136	27.183	19.286	205.7
11	<b>1'45.933</b>	29.660	30.538	26.857	<b>18.878</b>	206.8	11	<b>1'45.973</b>	29.611	30.291	26.934	19.137	205.1
12	<b>1'45.005</b>	29.190	30.076	26.806	18.933	206.8	12	<b>1'45.121</b>	<b>29.018</b>	30.134	26.764	19.205	204.5
13	<b>1'45.434</b>	29.226	30.297	26.803	19.108	203.3	13	<b>1'45.485</b>	29.400	30.089	26.837	19.159	201.1
14	<b>1'45.099</b>	29.325	30.066	<b>26.751</b>	18.957	203.9	14	<b>1'45.431</b>	29.601	<b>29.941</b>	<b>26.738</b>	19.151	<b>206.3</b>
15	<b>1'46.160</b>	29.293	30.206	27.562	19.099	206.8							
16	<b>1'45.261</b>	29.285	30.058	26.863	19.055	<b>207.4</b>							

3rd <b>28</b> Máximo QUILES Red Bull Rookies - Sp SPA						
Runs=1 Total laps=16 Full laps=15 Valid laps=9						
Lap	Lap Time	T1	T2	T3	T4	Speed
1	1'50.560	33.794	30.686	26.976	19.104	
2	<b>1'45.920</b>	29.694	30.226	27.057	18.943	199.4
3	1'45.372 *	29.172	30.065	27.205	18.930*	198.3
4	<b>1'45.600</b>	29.293	30.061	27.187	19.059	198.3
5	1'45.003 *	29.19*	29.972	27.147	18.693	202.8
6	1'45.141 *	29.120	29.961	27.197*	18.863*	198.8

**Fastest Lap:** Máximo QUILES Red Bull Rookies - Sp SPA **1'44.242** 28.888 29.875 26.906 18.573

DORNA DATA PROCESSING TIMING SERVICE DORNA DATA PROCESSING TIMING SERVICE DORNA DATA PROCESSING TIMING SERVICE DORNA DATA PROCESSING TIMING SERVICE DORNA DATA PROCESSING TIMING SERVICE DORNA DATA PROCESSING TIMING SERVICE DORNA DATA PROCESSING TIMING SERVICE DORNA DATA PROCESSING TIMING SERVICE DORNA DATA PROCECESS



# Race Nr.1

# RookiesCup

Lap	Lap Time	T1	T2	T3	T4	Speed	Lap	Lap Time	T1	T2	T3	T4	Speed
15	<b>1'46.005</b>	29.169	30.116	27.554	19.166	206.3	14	1'44.863 *	29.111	30.048	26.926	18.778*	202.8
16	<b>1'45.518</b>	29.470	30.343	26.892	18.813	206.3	15	<b>1'44.885</b>	29.202	30.190	26.851	<b>18.642</b>	202.2
<b>6th 51 Brian URIARTE</b> Red Bull Rookies - Sp SPA Runs=1 Total laps=16 Full laps=15 Valid laps=12							<b>9th 70 Kristian DANIEL</b> Red Bull Rookies - Uni USA Runs=1 Total laps=16 Full laps=15 Valid laps=9						
1	1'51.181	34.511	30.514	27.003	19.153	105.8	1	1'51.305	34.654	30.485	26.953	19.213	112.5
2	<b>1'46.195</b>	29.779	30.507	26.952	18.957	204.5	2	1'46.161 *	29.600	30.642*	<b>26.863</b>	19.056	205.1
3	1'45.871 *	29.937	30.035	<b>26.766</b>	19.133*	203.9	3	1'46.617 *	29.91*	30.861*	26.976	18.869	206.3
4	<b>1'44.875</b>	29.063	30.179	26.830	18.803	202.8	4	1'45.121 *	29.355	29.990	26.753*	19.023	206.3
5	<b>1'45.952</b>	29.456	30.381	27.072	19.043	206.3	5	<b>1'45.706</b>	29.732	30.159	26.898	18.917	<b>206.8</b>
6	<b>1'45.209</b>	29.607	29.957	26.855	18.790	207.4	6	<b>1'44.958</b>	29.331	<b>29.952</b>	26.868	<b>18.807</b>	206.8
7	<b>1'44.708</b>	<b>28.938</b>	30.098	26.914	<b>18.758</b>	205.7	7	1'45.677 *	29.316	30.479*	26.967	18.915	205.1
8	<b>1'44.596</b>	29.014	<b>29.925</b>	26.784	18.873	203.3	8	<b>1'45.656</b>	29.496	30.301	26.968	18.891	202.2
9	<b>1'45.208</b>	29.084	30.123	26.937	19.064	206.3	9	<b>1'45.634</b>	29.356	30.204	26.960	19.114	201.6
10	<b>1'45.762</b>	29.058	30.147	27.317	19.240	203.9	10	1'45.451 *	29.283	30.186	26.918	19.064*	203.3
11	<b>1'46.327</b>	29.752	30.246	27.007	19.322	201.1	11	<b>1'45.200</b>	<b>29.137</b>	29.995	27.072	18.996	202.8
12	<b>1'45.146</b>	29.034	30.123	26.930	19.059	206.3	12	<b>1'45.228</b>	29.188	30.018	27.125	18.897	202.8
13	<b>1'45.467</b>	29.408	30.077	26.905	19.077	206.8	13	<b>1'50.301</b>	33.513	30.457	27.266	19.065	202.8
14	1'45.336 *	29.49*	30.069	26.966	18.810	205.7	14	<b>1'45.822</b>	29.394	30.195	27.274	18.959	202.2
15	<b>1'45.717</b>	29.317	30.074	27.344	18.982	<b>208.0</b>	15	1'45.730 *	29.310	30.183	27.233*	19.004	202.2
16	1'45.800 *	29.374	30.528	26.834	19.064*	206.8	16	<b>1'46.103</b>	29.492	30.220	27.356	19.035	201.6
<b>7th 5 Leo RAMMERSTOR</b> Red Bull Rookies - Au AUT Runs=1 Total laps=16 Full laps=15 Valid laps=14							<b>10th 50 Carter THOMPSON</b> Red Bull Rookies - Au AUS Runs=1 Total laps=16 Full laps=15 Valid laps=14						
1	1'51.715	34.737	30.674	27.192	19.112	105.7	1	1'51.636	34.865	30.740	27.012	19.019	101.8
2	<b>1'46.379</b>	29.881	30.367	26.894	19.237	204.5	2	<b>1'46.007</b>	29.599	30.480	26.905	19.023	203.3
3	<b>1'46.278</b>	29.479	30.860	26.919	19.020	201.6	3	<b>1'46.589</b>	29.710	30.954	26.982	18.943	203.9
4	<b>1'45.468</b>	29.473	30.228	26.896	18.871	204.5	4	<b>1'45.657</b>	29.454	30.263	26.964	18.976	205.7
5	<b>1'45.486</b>	29.587	30.234	26.846	18.819	202.2	5	<b>1'45.324</b>	29.316	30.245	<b>26.881</b>	18.882	205.1
6	<b>1'45.358</b>	29.302	30.202	27.060	18.794	<b>205.7</b>	6	<b>1'45.563</b>	29.249	30.354	27.056	18.904	204.5
7	<b>1'45.203</b>	29.154	30.271	26.955	18.823	202.8	7	<b>1'45.306</b>	29.241	<b>30.198</b>	27.056	18.811	206.8
8	<b>1'45.551</b>	29.241	30.578	26.988	18.744	202.2	8	<b>1'45.598</b>	29.175	30.546	27.134	<b>18.743</b>	205.1
9	<b>1'45.549</b>	29.337	30.220	<b>26.777</b>	19.215	202.2	9	<b>1'45.497</b>	29.227	30.352	27.116	18.802	204.5
10	<b>1'45.432</b>	29.229	30.269	26.781	19.153	203.9	10	<b>1'45.390</b>	<b>29.130</b>	30.418	26.939	18.903	205.7
11	<b>1'45.184</b>	29.220	30.014	26.889	19.061	203.9	11	<b>1'45.807</b>	29.230	30.348	27.015	19.214	<b>208.0</b>
12	<b>1'45.280</b>	29.152	30.097	27.023	19.008	204.5	12	<b>1'45.670</b>	29.284	30.288	27.206	18.892	205.1
13	1'45.409 *	29.184	30.311*	27.009	18.905	203.9	13	<b>1'45.764</b>	29.271	30.263	27.040	19.190	201.6
14	<b>1'45.250</b>	29.123	<b>29.991</b>	27.211	18.925	200.0	14	1'45.706 *	29.327	30.396	27.085	18.898*	202.8
15	<b>1'45.157</b>	29.199	30.123	27.092	<b>18.743</b>	201.1	15	<b>1'45.802</b>	29.376	30.329	27.194	18.903	201.6
16	<b>1'45.003</b>	<b>29.122</b>	30.001	26.870	19.010	203.9	16	<b>1'49.457</b>	30.869	31.809	27.743	19.036	201.1
<b>8th 94 Guido PINI</b> Red Bull Rookies - Ital ITA Runs=1 Total laps=16 Full laps=15 Valid laps=8							<b>11th 56 Kevin FARKAS</b> Red Bull Rookies - Hu HUN Runs=1 Total laps=16 Full laps=15 Valid laps=13						
1	1'52.403	35.197	31.150	26.972	19.084	111.8	1	1'53.630	36.114	31.056	27.375	19.085	114.4
2	<b>1'45.667</b>	29.480	30.286	26.866	19.035	203.3	2	<b>1'46.763</b>	30.679	30.148	27.058	18.878	202.8
3	1'45.938 *	29.577	30.505	26.870	18.986*	198.8	3	<b>1'45.518</b>	29.497	29.999	<b>27.046</b>	18.976	<b>205.1</b>
4	<b>1'45.282</b>	29.534	30.061	26.825	18.862	201.6	4	<b>1'45.607</b>	29.522	30.031	27.157	18.897	204.5
5	<b>1'45.396</b>	29.577	30.071	26.824	18.924	205.1	5	<b>1'45.564</b>	29.510	<b>29.960</b>	27.196	18.898	202.8
6	<b>1'44.756</b>	29.132	<b>29.935</b>	26.786	18.903	201.6	6	1'45.695 *	29.35*	30.225	27.209	18.903	202.8
7	<b>1'44.741</b>	<b>29.003</b>	30.240	<b>26.676</b>	18.822	205.1	7	1'45.999 *	29.470	30.213	27.383	18.933*	202.2
8	1'44.995 *	29.209	30.088	26.899*	18.799*	<b>206.8</b>	8	<b>1'46.326</b>	29.736	30.265	27.336	18.989	201.6
9	1'45.306 *	29.33*	30.251	26.788	18.935	205.7	9	<b>1'46.197</b>	29.517	30.361	27.369	18.950	201.1
10	1'45.376 *	29.245	30.177	26.799	19.155*	205.7	10	<b>1'45.929</b>	29.414	30.174	27.357	18.984	201.6
11	<b>1'46.194</b>	29.741	30.758	26.773	18.922	203.3	11	<b>1'45.880</b>	29.456	30.084	27.314	19.026	201.1
12	1'48.912 *	32.823	30.235	27.082	18.772*	205.7	12	<b>1'45.669</b>	<b>29.297</b>	30.071	27.324	18.977	201.6
13	<b>1'45.355</b>	29.188	30.276	27.010	18.881	202.8							

**Fastest Lap:** Máximo QUILES Red Bull Rookies - Sp SPA **1'44.242** 28.888 29.875 26.906 18.573

DORNA DATA PROCESSING TIMING SERVICE DORNA DATA PROCESSING TIMING SERVICE DORNA DATA PROCESSING TIMING SERVICE DORNA DATA PROCESSING TIMING SERVICE DORNA DATA PROCESSING TIMING SERVICE DORNA DATA PROCESSING TIMING SERVICE DORNA DATA PROCESSING TIMING SERVICE DORNA DATA PROCCESSS









# Race Nr.1

# RookiesCup

Lap	Lap Time	T1	T2	T3	T4	Speed	Lap	Lap Time	T1	T2	T3	T4	Speed
9	<b>1'45.072</b>	29.267	29.890	26.837	19.078	208.0							
10	<b>1'45.478</b>	29.302	30.011	27.000	19.165	208.6							
11	<b>1'45.777</b>	29.686	30.110	27.019	18.962	203.3							
12	1'45.188 *	29.22*	29.968	26.924	19.076	206.8							
13	<b>1'45.368</b>	29.556	30.004	26.860	18.948	200.5							
14	<b>1'45.298</b>	29.295	29.949	27.149	18.905	202.8							
15	1'46.022 *	29.437	30.186	27.471	18.928*	201.1							
	unfinished	29.933	30.419	<b>26.761</b>		201.6							

**24th 31** **Giulio PUGLIESE** Red Bull Rookies - Ital ITA  
Runs=1 Total laps=15 Full laps=14 Valid laps=13

1	1'51.916	34.985	30.781	26.976	19.174	112.8							
2	1'45.865 *	29.55*	30.360	26.871	19.076	<b>207.4</b>							
3	<b>1'45.914</b>	29.653	30.307	26.894	19.060	205.7							
4	<b>1'45.448</b>	29.392	30.132	26.927	18.997	204.5							
5	<b>1'45.610</b>	29.491	30.096	26.908	19.115	205.1							
6	<b>1'45.449</b>	29.557	30.123	<b>26.763</b>	19.006	200.0							
7	<b>1'45.267</b>	29.195	30.099	26.995	18.978	205.1							
8	<b>1'45.650</b>	29.445	30.071	27.082	19.052	201.6							
9	<b>1'45.662</b>	29.250	30.210	27.102	19.100	201.6							
10	<b>1'45.727</b>	29.223	30.153	27.040	19.311	202.8							
11	<b>1'45.763</b>	29.555	30.256	26.876	19.076	203.3							
12	<b>1'45.296</b>	29.211	30.071	27.026	18.988	204.5							
13	<b>1'45.339</b>	29.219	30.164	26.978	18.978	204.5							
14	<b>1'44.996</b>	<b>29.104</b>	<b>30.009</b>	26.953	<b>18.930</b>	202.8							
15	<b>1'46.117</b>	29.960	30.066	27.067	19.024	205.1							

**25th 11** **Ruché MOODLEY** Red Bull Rookies - So RSA  
Runs=1 Total laps=5 Full laps=4 Valid laps=4

1	1'51.029	34.263	30.591	27.084	19.091	110.7							
2	<b>1'46.115</b>	29.659	30.497	26.824	19.135	206.3							
3	<b>1'45.724</b>	29.837	30.155	26.783	18.949	206.8							
4	<b>1'45.070</b>	<b>29.327</b>	30.160	<b>26.672</b>	<b>18.911</b>	<b>208.0</b>							
5	<b>1'45.665</b>	29.383	<b>30.138</b>	26.794	19.350	206.3							

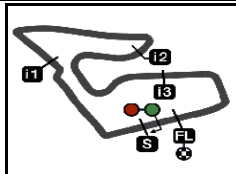
**26th 57** **Leonardo ZANNI** Red Bull Rookies - Ital ITA  
Runs=1 Total laps=5 Full laps=4 Valid laps=2

1	1'52.361	35.127	31.020	27.083	19.131	114.6							
2	<b>1'45.939</b>	29.626	30.376	26.905	19.032	199.4							
3	1'46.153 *	29.509	30.751*	<b>26.855</b>	19.038	203.9							
4	<b>1'45.922</b>	29.487	30.488	26.999	<b>18.948</b>	<b>204.5</b>							
5	1'45.693 *	29.50*	<b>30.257</b>	26.895	19.033	201.6							
	unfinished	<b>29.423</b>				201.1							

**Fastest Lap:** Máximo QUILES Red Bull Rookies - Sp SPA **1'44.242** 28.888 29.875 26.906 18.573

DORNA DATA PROCESSING TIMING SERVICE DORNA DATA PROCESSING TIMING SERVICE DORNA DATA PROCESSING TIMING SERVICE DORNA DATA PROCESSING TIMING SERVICE DORNA DATA PROCESSING TIMING SERVICE DORNA DATA PROCESSING TIMING SERVICE DORNA DATA PROCESSING TIMING SERVICE DORNA DATA PROCESSING TIMING SERVICE DORNA DATA PROCESSING TIMING SERVICE DORNA DATA PROCCESSS





**MOTORRAD GRAND PRIX VON ÖSTERREICH**

**Official Starting Grid**

4348 m.

Race : 16 laps = 69.568 km



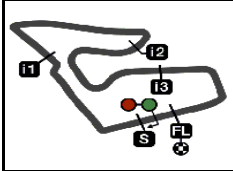
1	1 1'44.034 <b>27 Rico SALMELA</b> KTM	2 1'44.203 <b>83 Alvaro CARPE</b> KTM	3 1'44.347 <b>28 Máximo QUILES</b> KTM
2	4 1'44.378 <b>54 Veda PRATAMA</b> KTM	5 1'44.487 <b>73 Valentin PERRONE</b> KTM	6 1'44.653 <b>95 Marco MORELLI</b> KTM
3	7 1'44.670 <b>50 Carter THOMPSON</b> KTM	8 1'44.696 <b>5 Leo RAMMERSTORFER</b> KTM	9 1'44.699 <b>51 Brian URIARTE</b> KTM
4	10 1'44.741 <b>11 Ruché MOODLEY</b> KTM	11 1'44.803 <b>31 Giulio PUGLIESE</b> KTM	12 1'45.035 <b>70 Kristian DANIEL</b> KTM
5	13 1'45.429 <b>94 Guido PINI</b> KTM	14 1'45.457 <b>57 Leonardo ZANNI</b> KTM	15 1'45.463 <b>56 Kevin FARKAS</b> KTM
6	16 1'45.561 <b>47 Dodo BOGGIO</b> KTM	17 1'45.710 <b>13 Hakim DANISH</b> KTM	18 1'45.971 <b>20 Jakkreephat PHUETTISAN</b> KTM
7	19 1'46.005 <b>4 Sullivan MOUNSEY</b> KTM	20 1'46.125 <b>16 Joel PONS</b> KTM	21 1'47.059 <b>48 Lenox PHOMMARA</b> KTM
8	22 1'47.176 <b>24 Guillem PLANQUES</b> KTM	23 1'47.343 <b>45 Kgotso MONONYANE</b> KTM	24 1'47.970 <b>52 Evan BELFORD</b> KTM

FIM Rookies Cup Stewards double long lap penalty for rider #7

The results are provisional until the end of the limit for protest and appeals and until the ratification of the Event Management Committee.

Time limit for protest expires 60' at the latest after publication of the results - ..... Time: .....

DORNA DATA PROCESSING TIMING SERVICE DORNA DATA PROCESSING TIMING SERVICE DORNA DATA PROCESSING TIMING SERVICE DORNA DATA PROCESSING TIMING SERVICE DORNA DATA PROCESSING TIMING SERVICE DORNA DATA PROCESSING TIMING SERVICE DORNA DATA PROCESSING TIMING SERVICE DORNA DATA PROCCEESSS



**MOTORRAD GRAND PRIX VON ÖSTERREICH**  
**Official Starting Grid**

4348 m.

Race : 16 laps = 69.568 km

9

**25**  
1'48.153  
**7 Rocco SESSLER**  
KTM

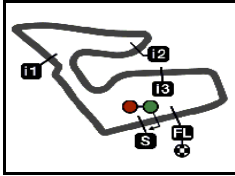
**26**  
**44 Milan PAWELEC**  
KTM

FIM Rookies Cup Stewards double long lap penalty for rider #7

The results are provisional until the end of the limit for protest and appeals and until the ratification of the Event Management Committee.

Time limit for protest expires 60' at the latest after publication of the results - ..... Time: .....

DORNA DATA PROCESSING TIMING SERVICE DORNA DATA PROCESSING TIMING SERVICE DORNA DATA PROCESSING TIMING SERVICE DORNA DATA PROCESSING TIMING SERVICE DORNA DATA PROCESSING TIMING SERVICE DORNA DATA PROCESSING TIMING SERVICE DORNA DATA PROCESSING TIMING SERVICE DORNA DATA PROCESSING TIMING SERVICE DORNA DATA PROCCEESSS



4348 m.

MOTORRAD GRAND PRIX VON ÖSTERREICH

Race Nr.1

Lap Chart

Pos	1	2	3	4	5	6	7	8	9	10	11	12	13	14	15	16	17	18	19	20	21	22	23	24	25	26
Grid	27	<b>83</b>	28	54	73	95	50	5	51	11	31	70	94	57	56	47	13	20	4	16	48	24	45	52	7	44

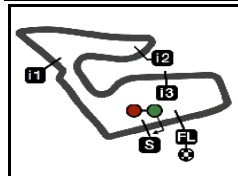
<b>1</b>	27	28	<b>83</b>	95	73	54	11	51	70	50	5	31	57	94	13	20	56	24	47	4	45	16	44	48	52	7
<b>2</b>	28	<b>83</b>	27	95	54	73	11	51	70	50	31	94	5	57	13	20	24	56	47	4	16	44	48	45	52	7
<b>3</b>	28	<b>83</b>	27	95	54	73	11	51	31	94	70	50	5	57	13	20	56	24	47	4	16	44	48	45	52	7
<b>4</b>	<b>83</b>	54	28	27	95	73	11	51	31	70	94	5	50	57	13	56	47	20	24	16	4	48	44	45	52	7
<b>5</b>	28	95	<b>83</b>	27	11	73	54	51	94	31	70	50	5	57	13	56	47	20	24	16	4	48	44	45	52	7
<b>6</b>	28	<b>83</b>	27	95	73	54	51	94	70	31	5	50	56	13	47	24	20	4	16	44	45	48	52	7		
<b>7</b>	28	<b>83</b>	27	95	73	51	54	94	31	70	5	50	56	47	24	13	20	16	4	44	45	48	52	7		
<b>8</b>	28	<b>83</b>	27	51	95	73	54	94	31	70	5	50	56	20	13	24	16	47	4	44	45	48	52	7		
<b>9</b>	<b>83</b>	28	51	27	73	54	95	94	31	70	5	50	56	16	13	20	47	24	4	44	48	45	52	7		
<b>10</b>	<b>83</b>	28	51	54	27	94	73	95	70	5	31	50	56	16	13	20	47	24	4	44	48	45	52	7		
<b>L</b>	<b>83</b>	28	54	73	27	51	95	94	70	5	31	50	56	13	16	20	47	24	4	44	48	45	52	7		
<b>a</b>	54	<b>83</b>	28	73	27	95	51	70	5	31	50	94	56	13	20	47	16	24	4	44	48	45	52	7		
<b>P</b>	54	<b>83</b>	73	27	95	51	5	31	28	50	94	70	56	13	20	47	16	24	4	48	44	45	52	7		
<b>S</b>	54	<b>83</b>	73	95	27	51	5	31	28	94	50	70	56	20	13	47	16	24	4	48	44	45	52	7		
<b>15</b>	54	<b>83</b>	73	51	95	27	28	5	31	94	50	70	56	20	13	47	16	24	4	44	48	45	52	7		
<b>16</b>	<b>83</b>	95	28	73	27	51	5	94	70	50	56	20	47	24	16	4	13	48	44	45	52	7				

Winner

Lapped rider

DORNA DATA PROCESSING TIMING SERVICE DORNA DATA PROCESSING TIMING SERVICE DORNA DATA PROCESSING TIMING SERVICE DORNA DATA PROCESSING TIMING SERVICE DORNA DATA PROCESSING TIMING SERVICE DORNA DATA PROCESSING TIMING SERVICE DORNA DATA PROCESSING TIMING SERVICE DORNA DATA PROCCESSS






4348 m.

# MOTORRAD GRAND PRIX VON ÖSTERREICH

## Race Nr.1

### Fastest Lap of Each Rider

# RookiesCup

	Rider	Nation	Team	Motorcycle	Time	Lap Total	Gap
1	28 <b>Máximo QUILES</b>	SPA	Red Bull Rookies - Spain	KTM	<b>1'44.242</b>	15 16	
2	51 <b>Brian URIARTE</b>	SPA	Red Bull Rookies - Spain	KTM	<b>1'44.596</b>	8 16	0.354 0.354
3	94 <b>Guido PINI</b>	ITA	Red Bull Rookies - Italy	KTM	<b>1'44.741</b>	7 16	0.499 0.145
4	73 <b>Valentin PERRONE</b>	ARG	Red Bull Rookies - Argentina	KTM	<b>1'44.804</b>	7 16	0.562 0.063
5	27 <b>Rico SALMELA</b>	FIN	Red Bull Rookies - Finland	KTM	<b>1'44.894</b>	6 16	0.652 0.090
6	83 <b>Alvaro CARPE</b>	SPA	Red Bull Rookies - Spain	KTM	<b>1'44.904</b>	6 16	0.662 0.010
7	54 <b>Veda PRATAMA</b>	INA	Red Bull Rookies - Indonesia	KTM	<b>1'44.917</b>	4 15	0.675 0.013
8	70 <b>Kristian DANIEL</b>	USA	Red Bull Rookies - United States	KTM	<b>1'44.958</b>	6 16	0.716 0.041
9	31 <b>Giulio PUGLIESE</b>	ITA	Red Bull Rookies - Italy	KTM	<b>1'44.996</b>	14 15	0.754 0.038
10	5 <b>Leo RAMMERSTORFER</b>	AUT	Red Bull Rookies - Austria	KTM	<b>1'45.003</b>	16 16	0.761 0.007
11	95 <b>Marco MORELLI</b>	ARG	Red Bull Rookies - Argentina	KTM	<b>1'45.005</b>	12 16	0.763 0.002
12	11 <b>Ruché MOODLEY</b>	RSA	Red Bull Rookies - South Africa	KTM	<b>1'45.070</b>	4 5	0.828 0.065
13	50 <b>Carter THOMPSON</b>	AUS	Red Bull Rookies - Australia	KTM	<b>1'45.306</b>	7 16	1.064 0.236
14	56 <b>Kevin FARKAS</b>	HUN	Red Bull Rookies - Hungary	KTM	<b>1'45.518</b>	3 16	1.276 0.212
15	13 <b>Hakim DANISH</b>	MAL	Red Bull Rookies - Malaysia	KTM	<b>1'45.560</b>	4 16	1.318 0.042
16	47 <b>Dodo BOGGIO</b>	ITA	Red Bull Rookies - Italy	KTM	<b>1'45.758</b>	3 16	1.516 0.198
17	24 <b>Guillem PLANQUES</b>	FRA	Red Bull Rookies - France	KTM	<b>1'45.892</b>	3 16	1.650 0.134
18	20 <b>Jakkreephat PHUETTISAN</b>	THA	Red Bull Rookies - Thailand	KTM	<b>1'45.893</b>	3 16	1.651 0.001
19	57 <b>Leonardo ZANNI</b>	ITA	Red Bull Rookies - Italy	KTM	<b>1'45.922</b>	4 5	1.680 0.029
20	16 <b>Joel PONS</b>	SPA	Red Bull Rookies - Spain	KTM	<b>1'45.966</b>	7 16	1.724 0.044
21	4 <b>Sullivan MOUNSEY</b>	GBR	Red Bull Rookies - Great Britain	KTM	<b>1'46.310</b>	13 16	2.068 0.344
22	48 <b>Lenox PHOMMARA</b>	SWI	Red Bull Rookies - Switzerland	KTM	<b>1'46.840</b>	13 16	2.598 0.530
23	44 <b>Milan PAWELEC</b>	POL	Red Bull Rookies - Poland	KTM	<b>1'47.017</b>	13 16	2.775 0.177
24	45 <b>Kgopotso MONONYANE</b>	RSA	Red Bull Rookies - South Africa	KTM	<b>1'47.432</b>	6 16	3.190 0.415
25	52 <b>Evan BELFORD</b>	GBR	Red Bull Rookies - Great Britain	KTM	<b>1'48.255</b>	11 16	4.013 0.823
26	7 <b>Rocco SESSLER</b>	GER	Red Bull Rookies - Germany	KTM	<b>1'48.308</b>	15 16	4.066 0.053



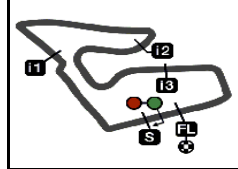
<i>Num</i>	<i>Lap</i>	<i>Time</i>	<i>Gap</i>
28	1'45.458	0.106	
73	1'45.148	0.117	
27	1'45.121	0.300	
95	1'45.005	0.390	
51	1'45.146	0.474	
70	1'45.228	2.158	
5	1'45.280	2.327	
31	1'45.296	3.011	
50	1'45.670	3.488	
94	1'48.912	4.410	
56	1'45.669	8.221	
13	1'46.621	17.286	
20	1'46.618	17.648	
47	1'47.158	21.771	
16	1'52.799	23.570	
24	1'46.591	25.041	
4	1'46.656	25.167	
44	1'48.481	29.849	
48	1'46.868	29.907	
45	1'48.446	35.322	
52	1'49.200	47.431	
7	1'48.462	52.807	
<b>Lap 13</b>			
54	1'45.368		
83	1'45.421	0.091	
73	1'45.463	0.212	
27	1'45.485	0.417	
95	1'45.434	0.456	
51	1'45.467	0.573	
5	1'45.409	2.368	
31	1'45.339	2.982	
28	1'49.028	3.766	
50	1'45.764	3.884	
94	1'45.355	4.397	
70	1'50.301	7.091	
56	1'45.733	8.586	
13	1'46.598	18.516	
20	1'46.629	18.909	
47	1'46.973	23.376	
16	1'47.426	25.628	
24	1'46.280	25.953	
4	1'46.310	26.109	
48	1'46.840	31.379	
44	1'47.017	31.498	
45	1'48.130	38.084	
52	1'49.117	51.180	
7	1'48.801	56.240	
<b>Lap 14</b>			
54	1'45.298		
83	1'45.241	0.034	
73	1'45.221	0.135	
95	1'45.099	0.257	
27	1'45.431	0.550	
51	1'45.336	0.611	
5	1'45.250	2.320	
31	1'44.996	2.680	
28	1'44.535	3.003	
94	1'44.863	3.962	
50	1'45.706	4.292	
70	1'45.822	7.615	
56	1'45.589	8.877	
20	1'47.454	21.065	
13	1'50.466	23.684	
47	1'46.678	24.756	
16	1'46.637	26.967	
24	1'46.479	27.134	
4	1'46.541	27.352	
48	1'47.768	33.849	
44	1'47.726	33.926	
52	1'49.385	55.267	
7	1'48.560	59.502	
<b>Lap 15</b>			
54	1'46.022		
83	1'46.084	0.096	
73	1'46.086	0.199	
51	1'45.717	0.306	
95	1'46.160	0.395	
27	1'46.005	0.533	
28	1'44.242	1.223	
5	1'45.157	1.455	
31	1'46.117	2.775	
94	1'44.885	2.825	
50	1'45.802	4.072	
70	1'45.730	7.323	
56	1'45.879	8.734	
20	1'47.271	22.314	
13	1'46.639	24.301	
47	1'46.359	25.093	
16	1'46.698	27.643	
24	1'46.682	27.794	
4	1'46.603	27.933	
44	1'48.504	36.408	
48	1'48.654	36.481	
45	1'48.504	48.148	
52	1'48.999	58.244	
7	1'48.308	1'01.788	
<b>Lap 16</b>			
83	1'45.536		
95	1'45.261	0.024	
28	1'44.583	0.174	
73	1'45.847	0.414	
27	1'45.518	0.419	
51	1'45.800	0.474	
5	1'45.003	0.826	
94	1'45.710	2.903	
70	1'46.103	7.794	
50	1'49.457	7.897	
56	1'46.544	9.646	
20	1'47.696	24.378	
47	1'46.969	26.430	
24	1'46.836	28.998	
16	1'47.087	29.098	
4	1'46.919	29.220	
13	1'50.609	29.278	
48	1'48.130	38.979	
44	1'48.351	39.127	
45	1'48.962	51.478	
52	1'48.781	1'01.393	
7	1'48.326	1'04.482	

Lapped rider

DORNA DATA PROCESSING TIMING SERVICE DORNA DATA PROCESSING TIMING SERVICE DORNA DATA PROCESSING TIMING SERVICE DORNA DATA PROCESSING TIMING SERVICE DORNA DATA PROCESSING TIMING SERVICE DORNA DATA PROCESSING TIMING SERVICE DORNA DATA PROCCEESSS







4348 m.

# MOTORRAD GRAND PRIX VON ÖSTERREICH

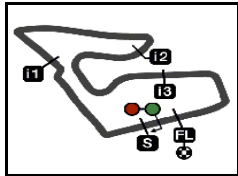
After the Race Nr.1

## Event Best Maximum Speed

# RookiesCup



Rider	Nation Team	Motorcycle	Km/h	
83 Alvaro CARPE	SPA Red Bull Rookies - Spain	KTM	209.3	Qualifying
54 Veda PRATAMA	INA Red Bull Rookies - Indonesia	KTM	208.6	Race Nr.1
73 Valentin PERRONE	ARG Red Bull Rookies - Argentina	KTM	208.0	Race Nr.1
56 Kevin FARKAS	HUN Red Bull Rookies - Hungary	KTM	208.0	Free Practice Nr. 2
51 Brian URIARTE	SPA Red Bull Rookies - Spain	KTM	208.0	Race Nr.1
50 Carter THOMPSON	AUS Red Bull Rookies - Australia	KTM	208.0	Race Nr.1
11 Ruché MOODLEY	RSA Red Bull Rookies - South Africa	KTM	208.0	Race Nr.1
5 Leo RAMMERSTORFER	AUT Red Bull Rookies - Austria	KTM	207.4	Qualifying
70 Kristian DANIEL	USA Red Bull Rookies - United States	KTM	207.4	Qualifying
31 Giulio PUGLIESE	ITA Red Bull Rookies - Italy	KTM	207.4	Race Nr.1
95 Marco MORELLI	ARG Red Bull Rookies - Argentina	KTM	207.4	Race Nr.1
94 Guido PINI	ITA Red Bull Rookies - Italy	KTM	206.8	Race Nr.1
27 Rico SALMELA	FIN Red Bull Rookies - Finland	KTM	206.8	Qualifying
57 Leonardo ZANNI	ITA Red Bull Rookies - Italy	KTM	206.8	Qualifying
47 Dodo BOGGIO	ITA Red Bull Rookies - Italy	KTM	206.3	Qualifying
13 Hakim DANISH	MAL Red Bull Rookies - Malaysia	KTM	205.1	Race Nr.1
4 Sullivan MOUNSEY	GBR Red Bull Rookies - Great Britain	KTM	204.5	Qualifying
28 Máximo QUILES	SPA Red Bull Rookies - Spain	KTM	204.5	Race Nr.1
24 Guillem PLANQUES	FRA Red Bull Rookies - France	KTM	204.5	Free Practice Nr. 2
20 Jakkreepat PHUETTISAN	THA Red Bull Rookies - Thailand	KTM	204.5	Qualifying
16 Joel PONS	SPA Red Bull Rookies - Spain	KTM	203.3	Race Nr.1
52 Evan BELFORD	GBR Red Bull Rookies - Great Britain	KTM	202.8	Race Nr.1
48 Lenox PHOMMARA	SWI Red Bull Rookies - Switzerland	KTM	202.8	Free Practice Nr. 2
44 Milan PAWELEC	POL Red Bull Rookies - Poland	KTM	201.6	Free Practice Nr. 2
45 Kgopotso MONONYANE	RSA Red Bull Rookies - South Africa	KTM	201.1	Free Practice Nr. 2
7 Rocco SESSLER	GER Red Bull Rookies - Germany	KTM	200.5	Free Practice Nr. 2



4348 m.

**2024 Riders Performance**

(Qualifying Position - Starting Position - Race Position)

Rider	Points	SPA	SPA	FRA	FRA	ITA	ITA	NED	NED	AUT	AUT	ARA	ARA	RSM	RSM						
1 <b>CARPE Alvaro</b>	152	6	6	3	3	1	1	1	1	2											
		6-4	6-1	9-3	3-5	1-3	1-3	1-6	1-2	2-1	-	-	-	-	-	-	-	-	-	-	-
2 <b>URIARTE Brian</b>	150	2	2	10	10	4	4	3	3	9											
		2-6	2-3	10-5	10-1	4-2	4-2	3-1	3-4	9-6	-	-	-	-	-	-	-	-	-	-	-
3 <b>PERRONE Valentin</b>	130	10	10	7	7	5	5	8	8	5											
		10-2	10-7	6-4	7-4	5-6	5-1	8-3	8-5	5-4	-	-	-	-	-	-	-	-	-	-	-
4 <b>QUILES Máximo</b>	126	1	1	1	1	3	3			3											
		1-3	1-4	1-1	1-2	3-1	3-5	-	-	3-3	-	-	-	-	-	-	-	-	-	-	-
5 <b>SALMELA Rico</b>	102	9	9	2	2	2	2	2	2	1											
		9-5	9-5	2-2	2-20	2-NC	2-4	2-2	2-3	1-5	-	-	-	-	-	-	-	-	-	-	-
6 <b>MORELLI Marco</b>	97	5	5	5	5	11	11	4	4	6											
		5-1	5-6	4-NL	5-6	11-NC	11-11	4-14	4-1	6-2	-	-	-	-	-	-	-	-	-	-	-
7 <b>DANISH Hakim</b>	85	3	3	4	4	6	6	10	10	17											
		3-9	3-2	3-6	4-3	6-7	6-6	10-11	10-10	17-14	-	-	-	-	-	-	-	-	-	-	-
8 <b>PRATAMA Veda</b>	61	4	4	11	11	7	7	12	12	4											
		4-NC	4-11	11-10	11-7	7-5	7-8	12-4	12-7	4-NC	-	-	-	-	-	-	-	-	-	-	-
9 <b>MOODLEY Ruché</b>	51	7	7	6	6	9	9	5	5	10											
		7-NC	7-8	5-7	6-23	9-4	9-NC	5-5	5-6	10-NC	-	-	-	-	-	-	-	-	-	-	-
10 <b>PUGLIESE Giulio</b>	48	14	14	8	8	8	8	7	7	11											
		14-NC	14-10	7-8	8-9	8-8	8-10	7-7	7-12	11-NC	-	-	-	-	-	-	-	-	-	-	-
11 <b>DANIEL Kristian</b>	44	8	8	13	13	12	12	9	9	12											
		8-NC	8-9	13-11	13-10	12-11	12-21	9-10	9-8	12-9	-	-	-	-	-	-	-	-	-	-	-
12 <b>ZANNI Leonardo</b>	41	12	12	16	16	10	10	15	15	14											
		12-NC	12-12	16-9	16-8	10-NC	10-7	15-8	15-11	14-NC	-	-	-	-	-	-	-	-	-	-	-
13 <b>THOMPSON Carter</b>	37	13	13	9	9	13	13	13	13	7											
		13-NL	13-14	8-13	9-11	13-9	13-NC	13-9	13-9	7-10	-	-	-	-	-	-	-	-	-	-	-

NC=Not classified NL=Not finished first lap NP=Not started race re-start N2=Not finished first lap race re-start EX=Excluded NS=Not Started DS=Disqualified

DORNA DATA PROCESSING TIMING SERVICE DORNA DATA PROCESSING TIMING SERVICE DORNA DATA PROCESSING TIMING SERVICE DORNA DATA PROCESSING TIMING SERVICE DORNA DATA PROCESSING TIMING SERVICE DORNA DATA PROCESSING TIMING SERVICE DORNA DATA PROCESSING TIMING SERVICE DORNA DATA PROCESSING TIMING SERVICE DORNA DATA PROCESSING TIMING SERVICE DORNA DATA PROCESSING TIMING SERVICE DORNA DATA PROCESSING TIMING SERVICE DORNA DATA PROCESSING TIMING SERVICE DORNA DATA PROCESSING TIMING SERVICE



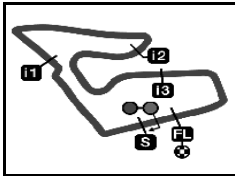
Rider	Points	SPA	SPA	FRA	FRA	ITA	ITA	NED	NED	AUT	AUT	ARA	ARA	RSM	RSM						
14 PLANQUES Guillem	28	16	16	17	17	22	22	17	17	22											
		16-7	16-13	17-18	17-14	22-10	21-13	17-12	17-15	22-17	-	-	-	-	-	-	-	-	-	-	-
15 BOGGIO Dodo	21	17	17	12	12	23	23	6	6	16											
		17-NL	17-17	12-14	12-13	23-16	22-9	6-13	6-13	16-13	-	-	-	-	-	-	-	-	-	-	-
16 RAMMERSTORFER Leo	18	11	11	18	18	16	16	16	16	8											
		11-NC	11-16	18-12	18-15	16-NC	16-14	16-19	16-14	8-7	-	-	-	-	-	-	-	-	-	-	-
17 FARKAS Kevin	11	22	22	14	14	24	24	19	19	15											
		21-NC	21-NL	14-15	14-12	24-17	23-18	19-15	19-19	15-11	-	-	-	-	-	-	-	-	-	-	-
18 BELFORD Evan	10	25	25	25	25	15	15	20	20	24											
		24-14	24-21	25-NC	25-21	15-12	15-12	20-23	20-18	24-21	-	-	-	-	-	-	-	-	-	-	-
19 PHUETTISAN Jakkreephat	9	24	24	19	19	20	20	22	22	18											
		23-11	23-18	19-NC	19-16	20-NC	-NS	22-17	22-24	18-12	-	-	-	-	-	-	-	-	-	-	-
20 SESSLER Rocco	8	18	18	20	20	21	21	23	23	25											
		18-8	18-20	20-16	20-18	21-18	20-20	23-21	23-23	25-22	-	-	-	-	-	-	-	-	-	-	-
21 PINI Guido	8									13											
		-	-	-	-	-	-	-	-	-	13-8	-	-	-	-	-	-	-	-	-	-
22 MONONYANE Kgopotso	7	21	21	23	23	18	18	24	24	23											
		20-10	20-NL	23-20	23-17	18-NC	18-15	24-20	24-20	23-20	-	-	-	-	-	-	-	-	-	-	-
23 MOUNSEY Sullivan	7	19	19	24	24	19	19	18	18	19											
		19-12	19-19	24-21	24-19	19-13	19-16	18-18	18-22	19-16	-	-	-	-	-	-	-	-	-	-	-
24 PHOMMARA Lenox	5	15	15	22	22	14	14	11	11	21											
		15-13	15-15	22-17	22-NC	14-15	14-NC	11-22	11-16	21-18	-	-	-	-	-	-	-	-	-	-	-
25 PAWELEC Milan	2	20	20	21	21	25	25	14	14	NC											
		-NS	-NS	21-NC	21-NC	25-14	24-17	14-16	14-17	26-19	-	-	-	-	-	-	-	-	-	-	-
26 PONS Joel	1	23	23	15	15	17	17	21	21	20											
		22-NC	22-NL	15-19	15-22	17-NS	17-19	21-NC	21-21	20-15	-	-	-	-	-	-	-	-	-	-	-

NC=Not classified NL=Not finished first lap NP=Not started race re-start N2=Not finished first lap race re-start EX=Excluded NS=Not Started DS=Disqualified

DORNA DATA PROCESSING TIMING SERVICE DORNA DATA PROCESSING TIMING SERVICE DORNA DATA PROCESSING TIMING SERVICE DORNA DATA PROCESSING TIMING SERVICE DORNA DATA PROCESSING TIMING SERVICE DORNA DATA PROCESSING TIMING SERVICE DORNA DATA PROCESSING TIMING SERVICE DORNA DATA PROCESSING TIMING SERVICE DORNA DATA PROCESSING TIMING SERVICE



ed Bull Ring - Spielberg



4348 m.

Results and timing service provided by **TISSOT**

# Rookies Cup

## MOTORRAD GRAND PRIX VON ÖSTERREICH

### Championship Classification

Rider	Nation	Points	SPA	SPA	FRA	FRA	ITA	ITA	NED	NED	AUT	AUT	ARA	ARA	RSM	RSM
1	CARPE Alvaro	SPA	152	13	25	16	11	16	16	10	20	25				
2	URIARTE Brian	SPA	150	10	16	11	25	20	20	25	13	10				
3	PERRONE Valentin	ARG	130	20	9	13	13	10	25	16	11	13				
4	QUILES Máximo	SPA	126	16	13	25	20	25	11	-	-	16				
5	SALMELA Rico	FIN	102	11	11	20	0	-	13	20	16	11				
6	MORELLI Marco	ARG	97	25	10	-	10	-	5	2	25	20				
7	DANISH Hakim	MAL	85	7	20	10	16	9	10	5	6	2				
8	PRATAMA Veda	INA	61	-	5	6	9	11	8	13	9	-				
9	MOODLEY Ruché	RSA	51	-	8	9	0	13	-	11	10	-				
10	PUGLIESE Giulio	ITA	48	-	6	8	7	8	6	9	4	-				
11	DANIEL Kristian	USA	44	-	7	5	6	5	0	6	8	7				
12	ZANNI Leonardo	ITA	41	-	4	7	8	-	9	8	5	-				
13	THOMPSON Carter	AUS	37	-	2	3	5	7	-	7	7	6				
14	PLANQUES Guillem	FRA	28	9	3	0	2	6	3	4	1	0				
15	BOGGIO Dodo	ITA	21	-	0	2	3	0	7	3	3	3				
16	RAMMERSTORFER Leo	AUT	18	-	0	4	1	-	2	0	2	9				
17	FARKAS Kevin	HUN	11	-	-	1	4	0	0	1	0	5				
18	BELFORD Evan	GBR	10	2	0	-	0	4	4	0	0	0				
19	PHUETTISAN Jakkreeph	THA	9	5	0	-	0	-	-	0	0	4				
20	SESSLER Rocco	GER	8	8	0	0	0	0	0	0	0	0				
21	PINI Guido	ITA	8	-	-	-	-	-	-	-	-	8				
22	MONONYANE Kgopotso	RSA	7	6	-	0	0	-	1	0	0	0				
23	MOUNSEY Sullivan	GBR	7	4	0	0	0	3	0	0	0	0				
24	PHOMMARA Lenox	SWI	5	3	1	0	-	1	-	0	0	0				
25	PAWELEC Milan	POL	2	-	-	-	-	2	0	0	0	0				
26	PONS Joel	SPA	1	-	-	0	0	-	0	-	0	1				

DORNA DATA PROCESSING TIMING SERVICE DORNA DATA PROCESSING TIMING SERVICE DORNA DATA PROCESSING TIMING SERVICE DORNA DATA PROCESSING TIMING SERVICE DORNA DATA PROCESSING TIMING SERVICE DORNA DATA PROCESSING TIMING SERVICE DORNA DATA PROCESSING TIMING SERVICE DORNA DATA PROCESSING TIMING SERVICE DORNA DATA PROCESSING



Spielberg, Saturday, August 17, 2024