


4348 m.

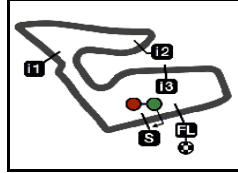
MOTORRAD GRAND PRIX VON ÖSTERREICH

Race Nr.2

Fastest Laps Sequence

RookiesCup

<i>Lap</i>	<i>Race Time</i>	 <i>Rider</i>	<i>Nation</i>	<i>Motorcycle</i>	<i>Time</i>	<i>Km/h</i>	<i>Riders's Lap</i>
2	3'36.224	51 Brian URIARTE	SPA	KTM	1'45.651	148.1	2
3	5'22.740	28 Máximo QUILES	SPA	KTM	1'45.635	148.1	3
3	5'22.784	27 Rico SALMELA	FIN	KTM	1'45.596	148.2	3
3	5'24.495	94 Guido PINI	ITA	KTM	1'45.526	148.3	3
4	7'07.411	51 Brian URIARTE	SPA	KTM	1'45.506	148.3	4
4	7'07.727	28 Máximo QUILES	SPA	KTM	1'44.987	149.0	4
7	12'23.961	54 Veda PRATAMA	INA	KTM	1'44.906	149.2	7
8	14'10.590	94 Guido PINI	ITA	KTM	1'44.653	149.5	8
9	15'53.788	73 Valentin PERRONE	ARG	KTM	1'44.641	149.5	9
9	15'55.136	94 Guido PINI	ITA	KTM	1'44.546	149.7	9
10	17'39.480	94 Guido PINI	ITA	KTM	1'44.344	150.0	10



4348 m.

MOTORRAD GRAND PRIX VON ÖSTERREICH

Race Nr.2

Chronological Analysis of Performances

RookiesCup

* Lap / Sector time cancelled

T1 Time from finish line to 1st intermediate

T3 Time from 2nd intermed. to 3rd intermed.

P Crossing the finish line in pit lane

T2 Time from 1st intermed. to 2nd intermed.

T4 Time from 3rd intermediate to finish line

Lap	Lap Time	T1	T2	T3	T4	Speed	Lap	Lap Time	T1	T2	T3	T4	Speed
1st 83 Alvaro CARPE Red Bull Rookies - Sp SPA							4th 94 Guido PINI Red Bull Rookies - Ital ITA						
Runs=1 Total laps=16 Full laps=15 Valid laps=14							Runs=1 Total laps=16 Full laps=15 Valid laps=13						
1	1'50.091	32.883	30.511	27.492	19.205	96.5	1	1'52.956	34.788	31.699	27.397	19.072	114.8
2	1'46.153	29.568	30.250	27.147	19.188	195.6	2	1'46.013	29.502	30.397	27.060	19.054	200.0
3	1'45.709	29.522	30.153	26.912	19.122	197.2	3	1'45.526	29.411	30.166	26.922	19.027	200.5
4	1'45.541	29.534	29.987	26.935	19.085	198.3	4	1'45.617	29.381	30.438	26.913	18.885	204.5
5	1'45.518	29.566	30.093	26.854	19.005	199.4	5	1'45.255	29.241	30.117	26.846	19.051	202.2
6	1'45.083	29.355	29.878	26.820	19.030	199.4	6	1'45.234	29.279	30.081	26.729	19.145	203.3
7	1'45.712	29.698	29.930	26.905	19.179	198.8	7	1'45.336	29.498	30.040	26.800	18.998	203.3
8	1'44.923	29.390	29.927	26.606	19.000	203.3	8	1'44.653	29.142	29.842	26.890	18.779	202.2
9	1'44.800	29.045	29.817	26.984	18.954	198.8	9	1'44.546	29.056	29.811	26.930	18.749	199.4
10	1'45.229	29.471	29.758	27.002	18.998	198.3	10	1'44.344	29.081	29.810	26.791	18.662	199.4
11	1'45.258	29.332	29.964	26.946	19.016	197.8	11	1'45.051	29.634	29.914	26.743	18.760	203.9
12	1'45.382	29.156	29.898	27.062	19.266	198.3	12	1'45.350	29.689	30.024	26.910	18.727	206.3
13	1'45.524 *	28.98*	30.012	27.425	19.107	200.5	13	1'46.401 *	29.15*	30.118	28.310	18.816	201.6
14	1'45.225	29.404	29.802	27.030	18.989	197.8	14	1'44.617	29.071	29.840	26.777	18.929	198.8
15	1'45.585	29.677	30.100	26.847	18.961	197.8	15	1'45.191 *	29.379	30.039	26.699	19.074*	204.5
16	1'44.930	29.179	29.758	27.035	18.958	197.8	16	1'45.833	29.771	30.227	27.066	18.769	203.9
2nd 28 Máximo QUILES Red Bull Rookies - Sp SPA							5th 73 Valentin PERRONE Red Bull Rookies - Ar ARG						
Runs=1 Total laps=16 Full laps=15 Valid laps=14							Runs=1 Total laps=16 Full laps=15 Valid laps=13						
1	1'50.920	34.082	30.500	26.945	19.393	96.6	1	1'50.184	33.139	30.386	27.426	19.233	103.0
2	1'46.185	29.680	30.394	26.954	19.157	203.3	2	1'46.253	29.645	30.264	27.043	19.301	198.8
3	1'45.635	29.383	30.147	27.064	19.041	202.8	3	1'45.667	29.417	30.208	26.846	19.196	201.6
4	1'44.987	29.220	29.938	26.792	19.037	202.2	4	1'45.519	29.564	29.896	27.021	19.038	202.8
5	1'45.212	29.245	29.997	26.934	19.036	203.9	5	1'45.709	29.485	30.311	26.850	19.063	202.2
6	1'45.264	29.362	30.105	26.795	19.002	199.4	6	1'45.121	29.266	30.000	26.690	19.165	203.9
7	1'45.362	29.256	29.936	26.932	19.238	201.6	7	1'45.212	29.408	29.958	26.659	19.187	205.7
8	1'45.358	29.265	29.898	26.954	19.241	202.2	8	1'45.482	29.368	29.984	26.840	19.290	206.3
9	1'45.105	29.089	29.851	26.845	19.320	200.0	9	1'44.641	29.145	29.868	26.625	19.003	201.1
10	1'45.026	29.256	30.050	26.808	18.912	202.2	10	1'45.064	29.271	29.852	26.896	19.045	204.5
11	1'45.183	29.318	30.015	26.827	19.023	202.2	11	1'45.254	29.186	29.792	27.144	19.132	202.2
12	1'44.977	29.212	29.829	26.866	19.070	201.6	12	1'45.406 *	29.560	29.927*	26.725	19.194	199.4
13	1'46.011 *	29.02*	30.152	27.411	19.419	196.7	13	1'45.555	29.243	29.974	27.129	19.209	204.5
14	1'45.109	29.308	30.252	26.786	18.763	202.2	14	1'45.630	29.310	30.312	26.983	19.025	201.6
15	1'45.581	29.447	29.917	27.027	19.190	205.1							
16	1'44.993	29.415	29.822	26.907	18.849	201.1							
3rd 54 Veda PRATAMA Red Bull Rookies - Ind INA													
Runs=1 Total laps=16 Full laps=15 Valid laps=12													
1	1'50.469	33.185	30.645	27.452	19.187	100.0							
2	1'46.562 *	29.755	30.210	27.374	19.223*	202.2							
3	1'45.961	29.647	30.277	27.092	18.945	201.1							
4	1'45.932	29.657	30.157	27.111	19.007	205.1							
5	1'45.155 *	29.283	29.941	27.117	18.814*	202.2							
6	1'44.976 *	29.182	30.023	26.967	18.804*	202.2							

Fastest Lap: Guido PINI Red Bull Rookies - Ital ITA 1'44.344 29.081 29.810 26.791 18.662

DORNA DATA PROCESSING TIMING SERVICE DORNA DATA PROCESSING TIMING SERVICE DORNA DATA PROCESSING TIMING SERVICE DORNA DATA PROCESSING TIMING SERVICE DORNA DATA PROCESSING TIMING SERVICE DORNA DATA PROCESSING TIMING SERVICE DORNA DATA PROCESSING TIMING SERVICE DORNA DATA PROCCESSS



Race Nr.2

RookiesCup

Lap	Lap Time	T1	T2	T3	T4	Speed	Lap	Lap Time	T1	T2	T3	T4	Speed
15	1'45.452	29.254	30.239	26.717	19.242	205.1	14	1'44.452	29.037	29.785	26.710	18.920	204.5
16	1'44.983 *	29.39*	29.776	26.782	19.031	207.4	15	1'45.597	29.582	30.130	26.826	19.059	205.7
6th 11 Ruché MOODLEY Red Bull Rookies - So RSA Runs=1 Total laps=16 Full laps=15 Valid laps=12							9th 70 Kristian DANIEL Red Bull Rookies - Uni USA Runs=1 Total laps=16 Full laps=15 Valid laps=13						
1	1'52.008	34.845	30.707	27.232	19.224	110.7	1	1'51.322	34.174	30.883	27.104	19.161	113.2
2	1'46.746 *	29.913	30.561	27.033	19.239*	201.6	2	1'46.369	29.753	30.463	26.930	19.223	204.5
3	1'45.670	29.560	30.149	26.934	19.027	201.1	3	1'45.809	29.505	30.306	26.799	19.199	203.9
4	1'45.483 *	29.42*	30.110	26.965	18.987	202.2	4	1'45.753	29.436	30.178	26.963	19.176	203.9
5	1'45.356	29.379	30.158	26.900	18.919	202.8	5	1'45.357	29.355	30.241	26.830	18.931	206.8
6	1'45.187	29.286	30.081	26.683	19.137	203.3	6	1'45.740	29.413	29.975	27.192	19.160	205.1
7	1'45.560	29.717	30.234	26.567	19.042	205.1	7	1'45.520 *	29.44*	29.947	27.089	19.035*	203.9
8	1'45.182	29.504	29.976	26.803	18.899	205.7	8	1'45.462	29.529	30.233	26.838	18.862	200.5
9	1'44.663	29.133	29.874	26.778	18.878	202.8	9	1'44.692	29.154	29.947	26.783	18.808	203.9
10	1'45.104 *	29.18*	30.030	26.917	18.969	201.1	10	1'45.102	29.161	29.969	27.033	18.939	203.3
11	1'45.075	29.233	30.046	26.839	18.957	200.5	11	1'45.025	29.222	29.990	26.865	18.948	203.3
12	1'44.944	29.229	29.891	26.907	18.917	201.6	12	1'45.037	29.305	29.905	26.952	18.875	203.9
13	1'45.766	29.383	30.017	27.161	19.205	201.1	13	1'45.491	29.204	30.119	27.003	19.165	202.8
14	1'44.937	29.148	30.085	26.797	18.907	205.1	14	1'45.223	29.628	29.871	26.866	18.858	205.1
15	1'45.124	29.236	30.213	26.677	18.998	201.1	15	1'45.038	29.207	30.099	26.803	18.929	202.8
16	1'45.267	29.233	30.038	27.120	18.876	207.4	16	1'45.470 *	29.44*	30.120	26.920	18.989	206.3
7th 27 Rico SALMELA Red Bull Rookies - Fin FIN Runs=1 Total laps=16 Full laps=15 Valid laps=14							10th 5 Leo RAMMERSTOR Red Bull Rookies - Au AUT Runs=1 Total laps=16 Full laps=15 Valid laps=12						
1	1'50.654	33.301	30.662	27.512	19.179	92.7	1	1'51.264	34.237	30.750	27.123	19.154	106.8
2	1'46.534	29.621	30.217	27.378	19.318	205.7	2	1'46.216	29.519	30.433	26.996	19.268	201.1
3	1'45.596	29.575	30.210	26.806	19.005	203.3	3	1'45.653	29.549	30.279	26.947	18.878	203.9
4	1'45.063	29.296	30.007	26.728	19.032	202.2	4	1'45.998	29.683	30.162	27.025	19.128	204.5
5	1'45.293	29.353	30.104	26.767	19.069	203.9	5	1'45.377	29.423	30.149	26.936	18.869	203.9
6	1'45.178	29.342	30.018	26.765	19.053	201.6	6	1'45.905	29.414	30.035	27.249	19.207	200.5
7	1'45.088	29.354	29.913	26.773	19.048	203.3	7	1'46.096	30.041	30.104	26.773	19.178	205.1
8	1'45.710	29.543	29.970	26.800	19.397	198.3	8	1'45.272 *	29.412	30.081	26.954	18.825*	203.9
9	1'45.002	29.042	29.869	26.722	19.369	201.1	9	1'45.197	29.193	30.126	26.963	18.915	202.2
10	1'45.111	29.229	29.915	26.843	19.124	205.1	10	1'45.390	29.269	30.047	27.194	18.880	199.4
11	1'45.135	29.257	30.088	26.683	19.107	206.8	11	1'45.690 *	29.248	30.084	27.170	19.188*	198.8
12	1'45.233	29.429	30.007	26.635	19.162	202.2	12	1'45.965	29.586	30.137	27.224	19.018	196.7
13	1'45.862 *	29.28*	30.027	27.007	19.542	203.3	13	1'45.952	29.466	30.114	27.367	19.005	197.8
14	1'45.332	29.326	30.087	26.863	19.056	203.3	14	1'46.351 *	29.89*	30.184	27.091	19.178	199.4
15	1'45.807	30.019	30.106	26.747	18.935	206.3	15	1'45.593	29.495	30.028	27.103	18.967	201.1
16	1'45.564	29.182	30.436	26.998	18.948	202.2	16	1'45.877	29.680	30.245	26.912	19.040	197.2
8th 31 Giulio PUGLIESE Red Bull Rookies - Ital ITA Runs=1 Total laps=16 Full laps=15 Valid laps=13							11th 16 Joel PONS Red Bull Rookies - Sp SPA Runs=1 Total laps=16 Full laps=15 Valid laps=12						
1	1'51.449	34.627	30.663	26.967	19.192	113.0	1	1'53.887	35.730	31.055	27.646	19.456	124.5
2	1'46.338	29.695	30.550	26.813	19.280	206.8	2	1'46.278	29.793	30.250	27.003	19.232	202.8
3	1'45.808	29.550	30.425	26.709	19.124	206.8	3	1'46.173	29.735	30.330	26.993	19.115	202.8
4	1'45.811	29.592	30.229	26.720	19.270	206.8	4	1'46.424 *	30.006	30.303	27.056	19.059*	205.7
5	1'45.449	29.306	30.331	26.742	19.070	206.8	5	1'45.714	29.432	30.238	26.995	19.049	198.8
6	1'45.412	29.476	30.179	26.748	19.009	207.4	6	1'45.824	29.495	30.106	27.065	19.158	197.8
7	1'46.107 *	29.682	30.731*	26.655	19.039	201.6	7	1'45.745 *	29.62*	30.146	26.997	18.977	198.8
8	1'45.043	29.354	30.051	26.741	18.897	204.5	8	1'45.292	29.381	29.995	26.978	18.938	201.6
9	1'44.962 *	29.296	29.954	26.658	19.054*	206.8	9	1'45.032	29.210	29.920	26.973	18.929	203.3
10	1'44.877	29.067	29.902	26.890	19.018	202.8	10	1'45.060	29.409	29.913	26.852	18.886	202.8
11	1'45.057	29.236	30.029	26.788	19.004	204.5	11	1'44.700	29.046	29.860	26.781	19.013	202.8
12	1'45.069	29.307	29.906	26.819	19.037	204.5	12	1'45.245	29.533	29.942	26.867	18.903	203.3
13	1'45.250	29.166	30.143	26.869	19.072	204.5							

Fastest Lap: Guido PINI Red Bull Rookies - Ital ITA 1'44.344 29.081 29.810 26.791 18.662

DORNA DATA PROCESSING TIMING SERVICE DORNA DATA PROCESSING TIMING SERVICE DORNA DATA PROCESSING TIMING SERVICE DORNA DATA PROCESSING TIMING SERVICE DORNA DATA PROCESSING TIMING SERVICE DORNA DATA PROCESSING TIMING SERVICE DORNA DATA PROCESSING TIMING SERVICE DORNA DATA PROCCESSS



Race Nr.2

RookiesCup

Lap	Lap Time	T1	T2	T3	T4	Speed	Lap	Lap Time	T1	T2	T3	T4	Speed
13	1'44.771 *	29.188	29.726	26.897*	18.960	201.6	12	1'45.948	29.450	30.115	27.305	19.078	198.3
14	1'46.021	29.611	30.471	26.933	19.006	203.9	13	1'46.388 *	29.669	30.143	27.540	19.036*	196.7
15	1'45.823	29.611	30.243	27.024	18.945	197.8	14	1'46.146	29.514	30.143	27.420	19.069	196.1
16	1'45.994	29.522	30.238	26.978	19.256	202.2	15	1'46.426	29.599	30.221	27.484	19.122	196.1
							16	1'46.248	29.499	30.357	27.369	19.023	196.1

12th 95 Marco MORELLI Red Bull Rookies - Ar ARG
 Runs=1 Total laps=16 Full laps=15 Valid laps=10

1	1'52.225	33.983	31.414	27.413	19.415	103.8
2	1'47.256	29.817	30.551	27.261	19.627	201.6
3	1'46.377	29.607	30.407	27.175	19.188	201.1
4	1'45.748 *	29.39*	30.173	27.159	19.021	198.8
5	1'45.538	29.339	30.133	27.057	19.009	197.8
6	1'46.257 *	29.217	30.161	27.089	19.790*	199.4
7	1'45.786 *	29.49*	30.199	27.061	19.032	200.5
8	1'45.478	29.262	30.008	27.164	19.044	199.4
9	1'45.319 *	29.171	29.959	27.225*	18.964	198.8
10	1'45.126	29.145	29.928	27.112	18.941	199.4
11	1'44.803	29.128	29.863	26.971	18.841	199.4
12	1'45.156	29.294	29.882	27.065	18.915	201.6
13	1'44.870 *	29.087	29.815	27.063	18.905*	198.8
14	1'45.048	29.077	29.896	27.116	18.959	196.1
15	1'45.032	29.128	29.827	27.074	19.003	198.3
16	1'45.731	29.240	30.197	27.207	19.087	197.8

13th 51 Brian URIARTE Red Bull Rookies - Sp SPA
 Runs=1 Total laps=16 Full laps=15 Valid laps=13

1	1'50.573	33.652	30.491	27.257	19.173	109.2
2	1'45.651	29.289	29.960	27.127	19.275	204.5
3	1'45.681	29.391	29.993	27.108	19.189	196.7
4	1'45.506	29.380	30.013	26.992	19.121	196.7
5	1'45.463	29.250	30.037	27.093	19.083	197.8
6	1'45.162	29.162	29.864	27.102	19.034	197.8
7	1'45.328	29.232	29.928	27.080	19.088	197.8
8	1'45.367	29.236	29.853	27.112	19.166	198.3
9	1'44.923	29.125	29.912	26.861	19.025	196.7
10	1'45.508	29.138	30.602	26.833	18.935	202.2
11	1'45.317 *	29.233	30.545*	26.736	18.803	206.3
12	1'45.083 *	29.120	29.893	26.757	19.313*	206.8
13	1'45.354	29.168	29.907	27.108	19.171	202.8
14	1'45.332	29.282	30.032	26.979	19.039	197.2
15	1'45.467	29.272	30.050	27.101	19.044	202.8
16	1'54.806	29.412	39.193	27.147	19.054	195.6

14th 13 Hakim DANISH Red Bull Rookies - Ma MAL
 Runs=1 Total laps=16 Full laps=15 Valid laps=13

1	1'53.110	35.153	31.192	27.623	19.142	118.6
2	1'46.346	29.550	30.380	27.102	19.314	200.0
3	1'46.578 *	29.699	30.470	27.267*	19.142	198.8
4	1'45.707	29.358	30.197	27.042	19.110	204.5
5	1'45.481	29.423	30.071	26.970	19.017	201.1
6	1'45.694	29.365	30.113	26.966	19.250	201.6
7	1'46.405	29.664	30.237	27.311	19.193	196.7
8	1'45.446	29.346	30.024	27.053	19.023	200.0
9	1'45.357	29.286	30.041	27.093	18.937	201.6
10	1'45.467	29.300	30.007	27.119	19.041	200.5
11	1'45.331	29.065	30.087	27.151	19.028	202.2

15th 57 Leonardo ZANNI Red Bull Rookies - Ital ITA
 Runs=1 Total laps=16 Full laps=15 Valid laps=5

1	1'52.291	34.728	31.037	27.343	19.183	115.2
2	1'46.785	29.880	30.551	27.145	19.209	203.3
3	1'45.686	29.579	30.161	26.943	19.003	201.1
4	1'45.577	29.362	30.326	26.954	18.935	201.1
5	1'45.632 *	29.486	30.163	26.975*	19.008	201.1
6	1'45.545 *	29.45*	30.005	26.987	19.099	198.3
7	1'45.593 *	29.558	30.097	26.955*	18.983	199.4
8	1'45.534 *	29.410	30.109	27.048*	18.967	199.4
9	1'45.507	29.383	30.071	27.040	19.013	199.4
10	1'45.739 *	29.391	30.147	27.130*	19.071	198.3
11	1'45.819 *	29.365	30.137	27.240*	19.077	197.8
12	1'49.700 *	33.225	30.198	27.182	19.095*	196.7
13	1'45.775 *	29.470	30.026	27.221	19.058*	197.8
14	1'45.630	29.413	30.082	27.103	19.032	198.8
15	1'45.833 *	29.533	30.042	27.166	19.092*	197.8
16	1'45.651 *	29.398	30.121	27.151	18.981*	198.3

16th 4 Sullivan MOUNSEY Red Bull Rookies - Gr GBR
 Runs=1 Total laps=16 Full laps=15 Valid laps=12

1	1'53.264	34.987	31.449	27.614	19.214	121.8
2	1'46.374	29.646	30.376	27.214	19.138	201.1
3	1'46.307 *	29.73*	30.364	27.209	19.004	202.2
4	1'45.894	29.645	30.185	27.090	18.974	201.1
5	1'45.587	29.445	30.136	27.031	18.975	202.2
6	1'45.514	29.366	30.083	27.042	19.023	201.6
7	1'46.530 *	29.78*	30.564	27.136	19.043	198.8
8	1'45.471	29.351	30.094	27.168	18.858	201.6
9	1'45.368	29.278	30.016	27.092	18.982	202.2
10	1'45.569	29.544	30.054	27.101	18.870	202.2
11	1'45.773 *	29.37*	30.053	27.281	19.068	201.1
12	1'46.439	29.483	30.436	27.437	19.083	198.3
13	1'46.218	29.646	30.156	27.446	18.970	197.2
14	1'46.575	29.864	30.110	27.465	19.136	197.8
15	1'45.844	29.576	30.126	27.204	18.938	200.5
16	1'48.798	30.728	30.277	27.566	20.227	201.1

17th 47 Dodo BOGGIO Red Bull Rookies - Ital ITA
 Runs=1 Total laps=16 Full laps=15 Valid laps=12

1	1'53.994	35.839	31.477	27.237	19.441	117.4
2	1'46.448	29.774	30.445	27.107	19.122	202.2
3	1'46.057	29.592	30.361	26.910	19.194	201.1
4	1'47.338	30.409	30.421	27.406	19.102	203.9
5	1'46.318 *	29.476	30.351	27.291	19.200*	201.6
6	1'46.277	29.490	30.317	27.209	19.261	201.1
7	1'46.352	29.539	30.227	27.341	19.245	197.2
8	1'46.680 *	29.69*	30.347	27.349	19.288	196.7
9	1'46.510	29.740	30.134	27.305	19.331	195.6
10	1'46.466 *	29.528	30.357	27.161	19.420*	197.2

Fastest Lap: Guido PINI Red Bull Rookies - Ital ITA **1'44.344** 29.081 29.810 26.791 18.662

DORNA DATA PROCESSING TIMING SERVICE DORNA DATA PROCESSING TIMING SERVICE DORNA DATA PROCESSING TIMING SERVICE DORNA DATA PROCESSING TIMING SERVICE DORNA DATA PROCESSING TIMING SERVICE DORNA DATA PROCESSING TIMING SERVICE DORNA DATA PROCESSING TIMING SERVICE DORNA DATA PROCCESSS



Race Nr.2

RookiesCup

Lap	Lap Time	T1	T2	T3	T4	Speed	Lap	Lap Time	T1	T2	T3	T4	Speed
11	1'47.075	29.842	30.318	27.558	19.357	200.0	10	1'47.795	30.431	30.609	27.430	19.325	195.1
12	1'47.106	29.737	30.362	27.503	19.504	195.6	11	1'48.079	30.216	31.035	27.485	19.343	194.5
13	1'46.953	29.767	30.346	27.521	19.319	194.5	12	1'47.124	30.019	30.430	27.447	19.228	194.0
14	1'46.579	29.616	30.227	27.417	19.319	198.3	13	1'47.085	29.879	30.358	27.593	19.255	195.1
15	1'47.189	29.759	30.497	27.425	19.508	197.2	14	1'47.786	29.887	30.836	27.702	19.361	194.0
16	1'47.461	29.934	30.454	27.545	19.528	192.0	15	1'47.454	30.115	30.705	27.444	19.190	194.0
							16	1'47.641	30.179	30.793	27.393	19.276	193.5

18th 20 **Jakkreephat PHUET** Red Bull Rookies - Th THA
 Runs=1 Total laps=16 Full laps=15 Valid laps=12

1	1'54.142	35.591	31.410	27.558	19.583	122.4
2	1'47.613	30.345	30.544	27.401	19.323	204.5
3	1'46.822	29.767	30.232	27.459	19.364	200.5
4	1'46.298 *	29.669	30.135	27.321	19.173*	200.0
5	1'45.632	29.422	30.049	27.053	19.108	201.6
6	1'46.279	29.403	30.445	27.115	19.316	201.6
7	1'46.266	29.643	30.132	27.184	19.307	201.1
8	1'46.485	29.697	30.255	27.331	19.202	201.1
9	1'46.337 *	29.572	30.018	27.421	19.326*	198.8
10	1'46.459 *	29.551	30.089	27.451	19.368*	197.8
11	1'47.186	29.877	30.278	27.588	19.443	197.8
12	1'47.374	29.931	30.456	27.667	19.320	196.1
13	1'46.910	29.818	30.319	27.320	19.453	200.0
14	1'46.573	29.561	30.189	27.330	19.493	199.4
15	1'46.973	29.754	30.160	27.498	19.561	200.5
16	1'47.455	30.090	30.449	27.417	19.499	194.5

21st 7 **Rocco SESSLER** Red Bull Rookies - Ge GER
 Runs=1 Total laps=16 Full laps=15 Valid laps=12

1	1'55.581	36.575	31.639	27.753	19.614	127.2
2	1'47.830 *	29.78*	30.858	27.701	19.483	200.5
3	1'47.770 *	29.866	30.922	27.651	19.331*	200.0
4	1'47.896	30.302	30.594	27.751	19.249	199.4
5	1'47.457	29.850	30.639	27.754	19.214	198.8
6	1'47.171	29.800	30.419	27.741	19.211	197.8
7	1'47.420	29.804	30.619	27.687	19.310	198.3
8	1'47.259	29.743	30.543	27.704	19.269	198.3
9	1'47.206	29.807	30.473	27.752	19.174	195.1
10	1'47.517	30.065	30.577	27.751	19.124	195.1
11	1'48.029	29.939	30.587	28.162	19.341	195.6
12	1'47.895	30.030	30.469	28.118	19.278	193.0
13	1'47.813	30.069	30.482	28.012	19.250	192.5
14	1'47.722 *	29.87*	30.452	27.971	19.421	193.0
15	1'47.690	29.947	30.698	27.923	19.122	196.1
16	1'47.361	29.896	30.605	27.763	19.097	194.5

19th 24 **Guillem PLANQUES** Red Bull Rookies - Fra FRA
 Runs=1 Total laps=16 Full laps=15 Valid laps=11

1	1'54.275	36.165	31.429	27.474	19.207	126.0
2	1'46.931	29.976	30.426	27.357	19.172	203.9
3	1'46.122 *	29.75*	30.045	27.279	19.044	200.5
4	1'46.398 *	29.65*	30.262	27.447*	19.033	200.5
5	1'46.368	29.530	30.157	27.475	19.206	198.8
6	1'46.414	29.534	30.456	27.315	19.109	199.4
7	1'46.338	29.759	30.123	27.298	19.158	200.5
8	1'46.852	30.223	30.063	27.331	19.235	198.3
9	1'46.324	29.737	30.019	27.311	19.257	200.5
10	1'46.483	29.804	30.116	27.375	19.188	197.8
11	1'47.090	30.157	30.088	27.429	19.416	201.6
12	1'47.049	30.066	30.327	27.504	19.152	197.2
13	1'46.845 *	29.96*	30.240	27.418	19.227	196.1
14	1'46.604 *	29.61*	30.163	27.482	19.346	197.8
15	1'50.886	33.731	30.199	27.635	19.321	197.8
16	1'46.738	29.631	30.218	27.548	19.341	197.8

22nd 52 **Evan BELFORD** Red Bull Rookies - Gr GBR
 Runs=1 Total laps=16 Full laps=15 Valid laps=11

1	1'55.514	36.686	31.664	27.623	19.541	125.8
2	1'47.841	30.022	30.931	27.479	19.409	198.8
3	1'47.767 *	29.87*	31.210	27.410*	19.276	200.0
4	1'47.578	30.176	30.505	27.493	19.404	198.8
5	1'47.429 *	29.79*	30.578	27.688	19.364	196.1
6	1'46.964	29.795	30.372	27.475	19.322	196.1
7	1'47.246	29.944	30.470	27.499	19.333	195.6
8	1'47.413 *	29.86*	30.647	27.578*	19.319	196.1
9	1'47.519 *	29.986	30.416*	27.701	19.416	195.6
10	1'47.696	30.185	30.527	27.642	19.342	195.6
11	1'52.351	34.517	30.606	27.735	19.493	194.5
12	1'47.827	30.223	30.488	27.710	19.406	195.1
13	1'49.852	30.180	31.884	28.136	19.652	195.1
14	1'48.087	30.216	30.598	27.906	19.367	193.5
15	1'48.593	30.017	31.252	27.968	19.356	195.1
16	1'47.606	30.065	30.459	27.725	19.357	194.5

20th 44 **Milan PAWELEC** Red Bull Rookies - Pol POL
 Runs=1 Total laps=16 Full laps=15 Valid laps=14

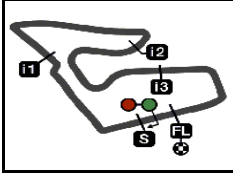
1	1'54.485	36.086	31.586	27.509	19.304	127.6
2	1'48.214	30.584	30.839	27.434	19.357	196.1
3	1'48.079 *	30.34*	30.937	27.490	19.308	198.3
4	1'48.130	30.464	30.975	27.443	19.248	195.6
5	1'47.445	30.005	30.786	27.476	19.178	197.8
6	1'47.285	29.900	30.736	27.380	19.269	196.7
7	1'47.408	30.028	30.761	27.363	19.256	197.2
8	1'48.052	30.735	30.677	27.394	19.246	196.1
9	1'47.512	30.073	30.678	27.422	19.339	195.6

23rd 48 **Lenoxx PHOMMAR** Red Bull Rookies - Sw SWI
 Runs=1 Total laps=16 Full laps=15 Valid laps=8

1	1'54.705	36.441	31.601	27.336	19.327	124.1
2	1'47.407 *	29.97*	30.666	27.176	19.592	202.2
3	1'46.695 *	29.76*	30.647	27.284	19.003	198.8
4	1'46.023	29.642	30.261	27.057	19.063	200.5
5	1'46.390	29.715	30.323	27.417	18.935	198.3
6	1'46.548 *	29.694	30.431	27.239*	19.184*	198.8
7	1'46.438 *	29.56*	30.164	27.139	19.574*	198.8
8	1'46.540	29.759	30.361	27.303	19.117	194.0

Fastest Lap: Guido PINI Red Bull Rookies - Ital ITA **1'44.344** 29.081 29.810 26.791 18.662

DORNA DATA PROCESSING TIMING SERVICE DORNA DATA PROCESSING TIMING SERVICE DORNA DATA PROCESSING TIMING SERVICE DORNA DATA PROCESSING TIMING SERVICE DORNA DATA PROCESSING TIMING SERVICE DORNA DATA PROCESSING TIMING SERVICE DORNA DATA PROCESSING TIMING SERVICE DORNA DATA PROCESSING TIMING SERVICE DORNA DATA PROCCESSS



MOTORRAD GRAND PRIX VON ÖSTERREICH

Official Starting Grid

4348 m.

Race : 16 laps = 69.568 km

9

25

1'48.153

7 Rocco SESSLER
KTM

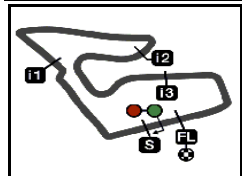
26

44 Milan PAWELEC
KTM

The results are provisional until the end of the limit for protest and appeals and until the ratification of the Event Management Committee.


Time limit for protest expires 60' at the latest after publication of the results - Time:

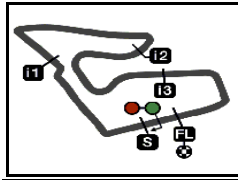
DORNA DATA PROCESSING TIMING SERVICE DORNA DATA PROCESSING TIMING SERVICE DORNA DATA PROCESSING TIMING SERVICE DORNA DATA PROCESSING TIMING SERVICE DORNA DATA PROCESSING TIMING SERVICE DORNA DATA PROCESSING TIMING SERVICE DORNA DATA PROCESSING TIMING SERVICE DORNA DATA PROCESSING TIMING SERVICE DORNA DATA PROCCEESSS



4348 m.

MOTORRAD GRAND PRIX VON ÖSTERREICH**Race Nr.2****Fastest Lap of Each Rider****RookiesCup**

	Rider	Nation	Team	Motorcycle	Time	Lap	Total	Gap
1	94 Guido PINI	ITA	Red Bull Rookies - Italy	KTM	1'44.344	10	16	
2	31 Giulio PUGLIESE	ITA	Red Bull Rookies - Italy	KTM	1'44.452	14	16	0.108 0.108
3	73 Valentin PERRONE	ARG	Red Bull Rookies - Argentina	KTM	1'44.641	9	16	0.297 0.189
4	11 Ruché MOODLEY	RSA	Red Bull Rookies - South Africa	KTM	1'44.663	9	16	0.319 0.022
5	70 Kristian DANIEL	USA	Red Bull Rookies - United States	KTM	1'44.692	9	16	0.348 0.029
6	16 Joel PONS	SPA	Red Bull Rookies - Spain	KTM	1'44.700	11	16	0.356 0.008
7	83 Alvaro CARPE	SPA	Red Bull Rookies - Spain	KTM	1'44.800	9	16	0.456 0.100
8	95 Marco MORELLI	ARG	Red Bull Rookies - Argentina	KTM	1'44.803	11	16	0.459 0.003
9	54 Veda PRATAMA	INA	Red Bull Rookies - Indonesia	KTM	1'44.839	9	16	0.495 0.036
10	51 Brian URIARTE	SPA	Red Bull Rookies - Spain	KTM	1'44.923	9	16	0.579 0.084
11	28 Máximo QUILES	SPA	Red Bull Rookies - Spain	KTM	1'44.977	12	16	0.633 0.054
12	27 Rico SALMELA	FIN	Red Bull Rookies - Finland	KTM	1'45.002	9	16	0.658 0.025
13	5 Leo RAMMERSTORFER	AUT	Red Bull Rookies - Austria	KTM	1'45.197	9	16	0.853 0.195
14	13 Hakim DANISH	MAL	Red Bull Rookies - Malaysia	KTM	1'45.331	11	16	0.987 0.134
15	4 Sullivan MOUNSEY	GBR	Red Bull Rookies - Great Britain	KTM	1'45.368	9	16	1.024 0.037
16	57 Leonardo ZANNI	ITA	Red Bull Rookies - Italy	KTM	1'45.507	9	16	1.163 0.139
17	20 Jakkreephat PHUETTISAN	THA	Red Bull Rookies - Thailand	KTM	1'45.632	5	16	1.288 0.125
18	50 Carter THOMPSON	AUS	Red Bull Rookies - Australia	KTM	1'45.786	5	6	1.442 0.154
19	48 Lenoxx PHOMMARA	SWI	Red Bull Rookies - Switzerland	KTM	1'46.023	4	16	1.679 0.237
20	47 Dodo BOGGIO	ITA	Red Bull Rookies - Italy	KTM	1'46.057	3	16	1.713 0.034
21	56 Kevin FARKAS	HUN	Red Bull Rookies - Hungary	KTM	1'46.199	2	3	1.855 0.142
22	24 Guillem PLANQUES	FRA	Red Bull Rookies - France	KTM	1'46.324	9	16	1.980 0.125
23	45 Kgototso MONONYANE	RSA	Red Bull Rookies - South Africa	KTM	1'46.349	5	8	2.005 0.025
24	52 Evan BELFORD	GBR	Red Bull Rookies - Great Britain	KTM	1'46.964	6	16	2.620 0.615
25	44 Milan PAWELEC	POL	Red Bull Rookies - Poland	KTM	1'47.085	13	16	2.741 0.121
26	7 Rocco SESSLER	GER	Red Bull Rookies - Germany	KTM	1'47.171	6	16	2.827 0.086



4348 m.

MOTORRAD GRAND PRIX VON ÖSTERREICH

Race Nr.2

Analysis by Lap

Num Lap Time Gap

Num	Lap	Time	Gap	Num	Lap	Time	Gap	Num	Lap	Time	Gap	Num	Lap	Time	Gap				
Lap 1																			
83	1	'50.091		73	1	'45.667	0.199	70	1	'45.357	1.736	13	1	'46.405	5.957				
73	1	'50.184	0.093	28	1	'45.635	0.835	50	1	'45.786	1.870	4	1	'46.530	6.106				
54	1	'50.469	0.378	27	1	'45.596	0.879	31	1	'45.449	1.981	16	1	'45.745	6.681				
51	1	'50.573	0.482	54	1	'45.961	1.087	11	1	'45.356	2.389	47	1	'46.352	9.420				
27	1	'50.654	0.563	5	1	'45.653	1.228	94	1	'45.255	2.493	24	1	'46.338	9.482				
50	1	'50.809	0.718	50	1	'45.927	1.355	57	1	'45.632	3.097	20	1	'46.266	9.688				
28	1	'50.920	0.829	70	1	'45.809	1.595	95	1	'45.538	4.270	48	1	'46.438	10.842				
5	1	'51.264	1.173	31	1	'45.808	1.690	13	1	'45.481	4.348	45	1	'46.691	11.791				
70	1	'51.322	1.231	11	1	'45.670	2.519	4	1	'45.587	4.552	52	1	'47.246	16.975				
31	1	'51.449	1.358	94	1	'45.526	2.590	16	1	'45.714	5.602	44	1	'47.408	17.682				
11	1	'52.008	1.917	57	1	'45.686	2.857	24	1	'46.368	7.220	7	1	'47.420	17.761				
95	1	'52.225	2.134	95	1	'46.377	3.953	47	1	'46.318	7.281	Lap 8							
57	1	'52.291	2.200	4	1	'46.307	4.040	20	1	'45.632	7.633	83	8	'44.923					
94	1	'52.956	2.865	13	1	'46.578	4.129	48	1	'46.390	8.346	51	8	'45.367	0.001				
13	1	'53.110	3.019	56	1	'46.533	4.351	45	1	'46.349	8.960	28	8	'45.358	0.193				
4	1	'53.264	3.173	16	1	'46.173	4.433	52	1	'47.429	13.255	27	8	'45.710	0.386				
56	1	'53.524	3.433	47	1	'46.057	4.594	44	1	'47.445	13.479	73	8	'45.482	0.417				
16	1	'53.887	3.796	24	1	'46.122	5.423	7	1	'47.457	13.660	54	8	'45.506	0.737				
47	1	'53.994	3.903	20	1	'46.822	6.672	Lap 6				94	8	'44.653	1.860				
20	1	'54.142	4.051	48	1	'46.695	6.902	51	6	'45.162		11	8	'45.182	2.462				
24	1	'54.275	4.184	45	1	'46.841	7.104	83	6	'45.083	0.059	70	8	'45.462	2.602				
44	1	'54.485	4.394	44	1	'48.079	8.873	28	6	'45.264	0.167	31	8	'45.043	2.687				
48	1	'54.705	4.614	52	1	'47.767	9.217	27	6	'45.178	0.282	5	8	'45.272	3.051				
45	1	'54.856	4.765	7	1	'47.770	9.276	73	6	'45.121	0.417	57	8	'45.534	3.913				
52	1	'55.514	5.423	Lap 4				54	6	'44.976	1.019	95	8	'45.478	5.935				
7	1	'55.581	5.490	51	4	'45.506		31	6	'45.412	2.231	13	8	'45.446	6.037				
Lap 2																			
51	2	'45.651		83	4	'45.541	0.083	70	4	'45.740	2.314	4	8	'45.471	6.211				
83	2	'46.153	0.020	73	4	'45.519	0.212	5	4	'45.905	2.377	16	8	'45.292	6.607				
73	2	'46.253	0.213	28	4	'44.987	0.316	11	4	'45.187	2.414	47	8	'46.680	10.734				
54	2	'46.562	0.807	27	4	'45.063	0.436	94	4	'45.234	2.565	20	8	'46.485	10.807				
28	2	'46.185	0.881	54	4	'45.932	1.513	57	4	'45.545	3.480	24	8	'46.852	10.968				
27	2	'46.534	0.964	50	4	'45.698	1.547	13	4	'45.694	4.880	48	8	'46.540	12.016				
50	2	'46.524	1.109	5	4	'45.998	1.720	4	4	'45.514	4.904	45	8	'47.079	13.504				
5	2	'46.216	1.256	70	4	'45.753	1.842	95	4	'46.257	5.365	52	8	'47.413	19.022				
70	2	'46.369	1.467	31	4	'45.811	1.995	16	4	'45.824	6.264	7	8	'47.259	19.654				
31	2	'46.338	1.563	11	4	'45.483	2.496	47	4	'46.277	8.396	44	8	'48.052	20.368				
11	2	'46.746	2.530	94	4	'45.617	2.701	24	4	'46.414	8.472	Lap 9							
94	2	'46.013	2.745	57	4	'45.577	2.928	20	4	'46.279	8.750	83	9	'44.800					
57	2	'46.785	2.852	95	4	'45.748	4.195	48	4	'46.548	9.732	51	9	'44.923	0.124				
13	2	'46.346	3.232	13	4	'45.707	4.330	45	4	'46.630	10.428	73	9	'44.641	0.258				
95	2	'47.256	3.257	4	4	'45.894	4.428	52	4	'46.964	15.057	28	9	'45.105	0.498				
4	2	'46.374	3.414	16	4	'46.424	5.351	44	4	'47.285	15.602	27	9	'45.002	0.588				
56	2	'46.199	3.499	24	4	'46.398	6.315	7	4	'47.171	15.669	54	9	'44.839	0.776				
16	2	'46.278	3.941	47	4	'47.338	6.426	50	4	'04.688	21.396	94	9	'44.546	1.606				
47	2	'46.448	4.218	48	4	'46.023	7.419	Lap 7				11	9	'44.663	2.325				
24	2	'46.931	4.982	20	4	'46.298	7.464	51	7	'45.328		70	9	'44.692	2.494				
20	2	'47.613	5.531	45	4	'46.476	8.074	27	7	'45.088	0.042	31	9	'44.962	2.849				
48	2	'47.407	5.888	52	4	'47.578	11.289	28	7	'45.362	0.201	5	9	'45.197	3.448				
45	2	'47.312	5.944	44	4	'48.130	11.497	73	7	'45.212	0.301	57	9	'45.507	4.620				
44	2	'48.214	6.475	7	4	'47.896	11.666	83	7	'45.712	0.443	95	9	'45.319	6.454				
52	2	'47.841	7.131	Lap 5				54	7	'44.906	0.597	13	9	'45.357	6.594				
7	2	'47.830	7.187	51	5	'45.463		70	7	'45.520	2.506	4	9	'45.368	6.779				
Lap 3																			
51	3	'45.681		28	5	'45.212	0.065	94	7	'45.336	2.573	16	9	'45.032	6.839				
83	3	'45.709	0.048	83	5	'45.518	0.138	11	7	'45.560	2.646	20	9	'46.337	12.344				
Lap 10																			
27	3	'45.709	0.048	27	5	'45.293	0.266	31	7	'46.107	3.010	47	9	'46.510	12.444				
51	3	'45.681		73	5	'45.709	0.458	5	7	'46.096	3.145	24	9	'46.324	12.492				
83	3	'45.709	0.048	54	5	'45.155	1.205	57	7	'45.593	3.745	48	9	'46.239	13.455				
Lap 11																			
51	3	'45.709	0.048	5	5	'45.377	1.634	95	7	'45.786	5.823	52	9	'47.519	21.741				
Lap 12																			
28	12	'44.977														83	12	'45.382	0.185
83	12	'45.382	0.185													73	12	'45.406	0.298
73	12	'45.406	0.298													51	12	'45.083	0.348
51	12	'45.083	0.348													27	12	'45.233	0.383
27	12	'45.233	0.383													94	12	'45.350	0.667

Lapped rider

DORNA DATA PROCESSING TIMING SERVICE DORNA DATA PROCESSING TIMING SERVICE DORNA DATA PROCESSING TIMING SERVICE DORNA DATA PROCESSING TIMING SERVICE DORNA DATA PROCESSING TIMING SERVICE DORNA DATA PROCESSING TIMING SERVICE DORNA DATA PROCESSING TIMING SERVICE DORNA DATA PROCESSING TIMING SERVICE DORNA DATA PROCCESSS



Num Lap Time Gap

54	1'45.511	0.704	83	1'45.585	0.018
11	1'44.944	1.764	28	1'45.581	0.200
70	1'45.037	1.974	54	1'45.443	0.271
31	1'45.069	2.168	94	1'45.191	0.375
5	1'45.965	4.809	73	1'45.452	0.434
95	1'45.156	5.855	27	1'45.807	0.883
16	1'45.245	6.160	31	1'45.597	0.966
13	1'45.948	7.656	11	1'45.124	1.090
4	1'46.439	8.876	70	1'45.038	1.225
57	1'49.700	10.194	95	1'45.032	4.304
47	1'47.106	17.407	5	1'45.593	6.204
24	1'47.049	17.430	16	1'45.823	6.274
20	1'47.374	17.679	13	1'46.426	10.115
7	1'47.895	29.817	57	1'45.833	10.931
44	1'47.124	30.394	4	1'45.844	11.012
52	1'47.827	33.931	47	1'47.189	21.627
48	1'47.605	1'06.477	20	1'46.973	21.634

Lap 13

51	1'45.354		44	1'50.886	25.264
83	1'45.524	0.007	47	1'47.454	36.218
73	1'45.555	0.151	7	1'47.690	36.541
28	1'46.011	0.309	52	1'48.593	43.962
54	1'45.351	0.353	48	1'47.095	1'13.122

Lap 16

83	1'44.930	
28	1'44.993	0.245
54	1'45.063	0.386
73	1'44.983	0.469
94	1'45.833	1.260
11	1'45.267	1.409
27	1'45.564	1.499
31	1'45.564	1.582
70	1'45.470	1.747
95	1'45.731	5.087
5	1'45.877	7.133
16	1'45.994	7.320
51	1'54.806	9.858
13	1'46.248	11.415
57	1'45.651	11.634
4	1'48.798	14.862
47	1'47.461	24.140
20	1'47.455	24.141
24	1'46.738	27.054
44	1'47.641	38.911
7	1'47.361	38.954
52	1'47.606	46.620
48	1'47.676	1'15.850

Lap 14

83	1'45.225	
51	1'45.332	0.100
28	1'45.109	0.186
54	1'45.274	0.395
73	1'45.630	0.549
27	1'45.332	0.643
94	1'44.617	0.751
31	1'44.452	0.936
11	1'44.937	1.533
70	1'45.223	1.754
95	1'45.048	4.839
16	1'46.021	6.018
5	1'46.351	6.178
13	1'46.146	9.256
57	1'45.630	10.665
4	1'46.575	10.735
24	1'46.604	19.945
47	1'46.579	20.005
20	1'46.573	20.228
44	1'47.786	34.331
7	1'47.722	34.418
52	1'48.087	40.936
48	1'48.628	1'11.594

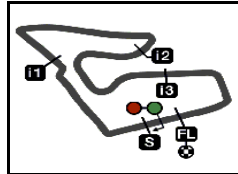
Lap 15

51	1'45.467	
----	----------	--

Lapped rider

DORNA DATA PROCESSING TIMING SERVICE DORNA DATA PROCESSING TIMING SERVICE DORNA DATA PROCESSING TIMING SERVICE DORNA DATA PROCESSING TIMING SERVICE DORNA DATA PROCESSING TIMING SERVICE DORNA DATA PROCESSING TIMING SERVICE DORNA DATA PROCESSING TIMING SERVICE DORNA DATA PROCCESSSS

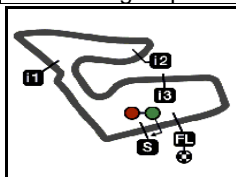




4348 m.

MOTORRAD GRAND PRIX VON ÖSTERREICH*After the Race* Nr.2**Event Best Maximum Speed**

<i>Rider</i>	<i>Nation Team</i>	<i>Motorcycle</i>	<i>Km/h</i>
54 Veda PRATAMA	INA Red Bull Rookies - Indonesia	KTM	207.4 Race Nr.2
11 Ruché MOODLEY	RSA Red Bull Rookies - South Africa	KTM	207.4 Race Nr.2
73 Valentin PERRONE	ARG Red Bull Rookies - Argentina	KTM	207.4 Race Nr.2
31 Giulio PUGLIESE	ITA Red Bull Rookies - Italy	KTM	207.4 Race Nr.2
27 Rico SALMELA	FIN Red Bull Rookies - Finland	KTM	206.8 Race Nr.2
51 Brian URIARTE	SPA Red Bull Rookies - Spain	KTM	206.8 Race Nr.2
56 Kevin FARKAS	HUN Red Bull Rookies - Hungary	KTM	206.8 Race Nr.2
70 Kristian DANIEL	USA Red Bull Rookies - United States	KTM	206.8 Race Nr.2
94 Guido PINI	ITA Red Bull Rookies - Italy	KTM	206.3 Race Nr.2
16 Joel PONS	SPA Red Bull Rookies - Spain	KTM	205.7 Race Nr.2
5 Leo RAMMERSTORFER	AUT Red Bull Rookies - Austria	KTM	205.1 Race Nr.2
50 Carter THOMPSON	AUS Red Bull Rookies - Australia	KTM	205.1 Race Nr.2
28 Máximo QUILES	SPA Red Bull Rookies - Spain	KTM	205.1 Race Nr.2
20 Jakkreephat PHUETTISAN	THA Red Bull Rookies - Thailand	KTM	204.5 Race Nr.2
13 Hakim DANISH	MAL Red Bull Rookies - Malaysia	KTM	204.5 Race Nr.2
24 Guillem PLANQUES	FRA Red Bull Rookies - France	KTM	203.9 Race Nr.2
47 Dodo BOGGIO	ITA Red Bull Rookies - Italy	KTM	203.9 Race Nr.2
57 Leonardo ZANNI	ITA Red Bull Rookies - Italy	KTM	203.3 Race Nr.2
83 Alvaro CARPE	SPA Red Bull Rookies - Spain	KTM	203.3 Race Nr.2
4 Sullivan MOUNSEY	GBR Red Bull Rookies - Great Britain	KTM	202.2 Race Nr.2
48 Lenoxx PHOMMARA	SWI Red Bull Rookies - Switzerland	KTM	202.2 Race Nr.2
95 Marco MORELLI	ARG Red Bull Rookies - Argentina	KTM	201.6 Race Nr.2
7 Rocco SESSLER	GER Red Bull Rookies - Germany	KTM	200.5 Race Nr.2
45 Kgopotso MONONYANE	RSA Red Bull Rookies - South Africa	KTM	200.0 Race Nr.2
52 Evan BELFORD	GBR Red Bull Rookies - Great Britain	KTM	200.0 Race Nr.2
44 Milan PAWELEC	POL Red Bull Rookies - Poland	KTM	198.3 Race Nr.2



4348 m.

After the **MOTORRAD GRAND PRIX VON ÖSTERREICH**

2024 Riders Performance

(Qualifying Position - Starting Position - Race Position)

Rider	Points	SPA	SPA	FRA	FRA	ITA	ITA	NED	NED	AUT	AUT	ARA	ARA	RSM	RSM							
1 CARPE Alvaro	177	6	6	3	3	1	1	1	1	2	2											
		6-4	6-1	9-3	3-5	1-3	1-3	1-6	1-2	2-1	2-1	-	-	-	-	-	-	-	-	-	-	-
2 URIARTE Brian	153	2	2	10	10	4	4	3	3	9	9											
		2-6	2-3	10-5	10-1	4-2	4-2	3-1	3-4	9-6	9-13	-	-	-	-	-	-	-	-	-	-	-
3 QUILES Máximo	146	1	1	1	1	3	3			3	3											
		1-3	1-4	1-1	1-2	3-1	3-5	-	-	3-3	3-2	-	-	-	-	-	-	-	-	-	-	-
4 PERRONE Valentin	141	10	10	7	7	5	5	8	8	5	5											
		10-2	10-7	6-4	7-4	5-6	5-1	8-3	8-5	5-4	5-5	-	-	-	-	-	-	-	-	-	-	-
5 SALMELA Rico	111	9	9	2	2	2	2	2	2	1	1											
		9-5	9-5	2-2	2-20	2-NC	2-4	2-2	2-3	1-5	1-7	-	-	-	-	-	-	-	-	-	-	-
6 MORELLI Marco	103	5	5	5	5	11	11	4	4	6	6											
		5-1	5-6	4-NL	5-6	11-NC	11-11	4-14	4-1	6-2	6-10	-	-	-	-	-	-	-	-	-	-	-
7 DANISH Hakim	87	3	3	4	4	6	6	10	10	17	17											
		3-9	3-2	3-6	4-3	6-7	6-6	10-11	10-10	17-14	17-14	-	-	-	-	-	-	-	-	-	-	-
8 PRATAMA Veda	77	4	4	11	11	7	7	12	12	4	4											
		4-NC	4-11	11-10	11-7	7-5	7-8	12-4	12-7	4-NC	4-3	-	-	-	-	-	-	-	-	-	-	-
9 MOODLEY Ruché	61	7	7	6	6	9	9	5	5	10	10											
		7-NC	7-8	5-7	6-23	9-4	9-NC	5-5	5-6	10-NC	10-6	-	-	-	-	-	-	-	-	-	-	-
10 PUGLIESE Giulio	56	14	14	8	8	8	8	7	7	11	11											
		14-NC	14-10	7-8	8-9	8-8	8-10	7-7	7-12	11-NC	11-8	-	-	-	-	-	-	-	-	-	-	-
11 DANIEL Kristian	51	8	8	13	13	12	12	9	9	12	12											
		8-NC	8-9	13-11	13-10	12-11	12-21	9-10	9-8	12-9	12-9	-	-	-	-	-	-	-	-	-	-	-
12 ZANNI Leonardo	42	12	12	16	16	10	10	15	15	14	14											
		12-NC	12-12	16-9	16-8	10-NC	10-7	15-8	15-11	14-NC	14-15	-	-	-	-	-	-	-	-	-	-	-
13 THOMPSON Carter	37	13	13	9	9	13	13	13	13	7	7											
		13-NL	13-14	8-13	9-11	13-9	13-NC	13-9	13-9	7-10	7-NC	-	-	-	-	-	-	-	-	-	-	-

NC=Not classified NL=Not finished first lap NP=Not started race re-start N2=Not finished first lap race re-start EX=Excluded NS=Not Started DS=Disqualified

DORNA DATA PROCESSING TIMING SERVICE DORNA DATA PROCESSING TIMING SERVICE DORNA DATA PROCESSING TIMING SERVICE DORNA DATA PROCESSING TIMING SERVICE DORNA DATA PROCESSING TIMING SERVICE DORNA DATA PROCESSING TIMING SERVICE DORNA DATA PROCESSING TIMING SERVICE DORNA DATA PROCESSING TIMING SERVICE DORNA DATA PROCESSING TIMING SERVICE DORNA DATA PROCESSING TIMING SERVICE



Rider	Points	SPA	SPA	FRA	FRA	ITA	ITA	NED	NED	AUT	AUT	ARA	ARA	RSM	RSM						
14 PLANQUES Guillem	28	16	16	17	17	22	22	17	17	22	22										
		16-7	16-13	17-18	17-14	22-10	21-13	17-12	17-15	22-17	22-19	-	-	-	-	-	-	-	-	-	-
15 RAMMERSTORFER Leo	23	11	11	18	18	16	16	16	16	8	8										
		11-NC	11-16	18-12	18-15	16-NC	16-14	16-19	16-14	8-7	8-11	-	-	-	-	-	-	-	-	-	-
16 PINI Guido	21									13	13										
		-	-	-	-	-	-	-	-	13-8	13-4	-	-	-	-	-	-	-	-	-	-
17 BOGGIO Dodo	21	17	17	12	12	23	23	6	6	16	16										
		17-NL	17-17	12-14	12-13	23-16	22-9	6-13	6-13	16-13	16-17	-	-	-	-	-	-	-	-	-	-
18 FARKAS Kevin	11	22	22	14	14	24	24	19	19	15	15										
		21-NC	21-NL	14-15	14-12	24-17	23-18	19-15	19-19	15-11	15-NC	-	-	-	-	-	-	-	-	-	-
19 BELFORD Evan	10	25	25	25	25	15	15	20	20	24	24										
		24-14	24-21	25-NC	25-21	15-12	15-12	20-23	20-18	24-21	24-22	-	-	-	-	-	-	-	-	-	-
20 PHUETTISAN Jakkreephat	9	24	24	19	19	20	20	22	22	18	18										
		23-11	23-18	19-NC	19-16	20-NC	-NS	22-17	22-24	18-12	18-18	-	-	-	-	-	-	-	-	-	-
21 SESSLER Rocco	8	18	18	20	20	21	21	23	23	25	25										
		18-8	18-20	20-16	20-18	21-18	20-20	23-21	23-23	25-22	25-21	-	-	-	-	-	-	-	-	-	-
22 MONONYANE Kgotso	7	21	21	23	23	18	18	24	24	23	23										
		20-10	20-NL	23-20	23-17	18-NC	18-15	24-20	24-20	23-20	23-NC	-	-	-	-	-	-	-	-	-	-
23 MOUNSEY Sullivan	7	19	19	24	24	19	19	18	18	19	19										
		19-12	19-19	24-21	24-19	19-13	19-16	18-18	18-22	19-16	19-16	-	-	-	-	-	-	-	-	-	-
24 PONS Joel	5	23	23	15	15	17	17	21	21	20	20										
		22-NC	22-NL	15-19	15-22	17-NS	17-19	21-NC	21-21	20-15	20-12	-	-	-	-	-	-	-	-	-	-
25 PHOMMARA Lenox	5	15	15	22	22	14	14	11	11	21	21										
		15-13	15-15	22-17	22-NC	14-15	14-NC	11-22	11-16	21-18	21-23	-	-	-	-	-	-	-	-	-	-
26 PAWELEC Milan	2	20	20	21	21	25	25	14	14	NC	NC										
		-NS	-NS	21-NC	21-NC	25-14	24-17	14-16	14-17	26-19	26-20	-	-	-	-	-	-	-	-	-	-

NC=Not classified NL=Not finished first lap NP=Not started race re-start N2=Not finished first lap race re-start EX=Excluded NS=Not Started DS=Disqualified

DORNA DATA PROCESSING TIMING SERVICE DORNA DATA PROCESSING TIMING SERVICE DORNA DATA PROCESSING TIMING SERVICE DORNA DATA PROCESSING TIMING SERVICE DORNA DATA PROCESSING TIMING SERVICE DORNA DATA PROCESSING TIMING SERVICE DORNA DATA PROCESSING TIMING SERVICE DORNA DATA PROCESSING TIMING SERVICE DORNA DATA PROCESSING TIMING SERVICE DORNA DATA PROCESSING TIMING SERVICE DORNA DATA PROCESSING TIMING SERVICE DORNA DATA PROCESSING TIMING SERVICE

