

4226 m.

Rookies Cup

GRAN PREMIO RED BULL DI SAN MARINO E DELLA RIVIERA

Qualifying Classification

	Rider	Nation	Team	Motorcycle	Time	Lap	Total	Gap	Top Speed
1	73 Valentin PERRONE	ARG	Red Bull Rookies - Argentina	KTM	1'44.723	10	10		194.9
2	83 Alvaro CARPE	SPA	Red Bull Rookies - Spain	KTM	1'44.839	6	10	0.116 0.116	193.5
3	51 Brian URIARTE	SPA	Red Bull Rookies - Spain	KTM	1'44.891	10	10	0.168 0.052	193.2
4	28 Máximo QUILES	SPA	Red Bull Rookies - Spain	KTM	1'45.266	10	10	0.543 0.375	194.5
5	94 Guido PINI	ITA	Red Bull Rookies - Italy	KTM	1'45.324	6	10	0.601 0.058	192.1
6	11 Ruché MOODLEY	RSA	Red Bull Rookies - South Africa	KTM	1'45.349	4	10	0.626 0.025	195.6
7	27 Rico SALMELA	FIN	Red Bull Rookies - Finland	KTM	1'45.363	11	11	0.640 0.014	193.2
8	95 Marco MORELLI	ARG	Red Bull Rookies - Argentina	KTM	1'45.727	10	11	1.004 0.364	191.4
9	70 Kristian DANIEL	USA	Red Bull Rookies - United States	KTM	1'45.825	7	11	1.102 0.098	195.2
10	54 Veda PRATAMA	INA	Red Bull Rookies - Indonesia	KTM	1'45.838	6	10	1.115 0.013	193.5
11	13 Hakim DANISH	MAL	Red Bull Rookies - Malaysia	KTM	1'45.912	7	7	1.189 0.074	190.8
12	57 Leonardo ZANNI	ITA	Red Bull Rookies - Italy	KTM	1'45.925	6	10	1.202 0.013	195.6
13	50 Carter THOMPSON	AUS	Red Bull Rookies - Australia	KTM	1'46.033	10	10	1.310 0.108	191.4
14	31 Giulio PUGLIESE	ITA	Red Bull Rookies - Italy	KTM	1'46.087	10	10	1.364 0.054	195.2
15	47 Dodo BOGGIO	ITA	Red Bull Rookies - Italy	KTM	1'46.294	5	10	1.571 0.207	193.8
16	5 Leo RAMMERSTORFER	AUT	Red Bull Rookies - Austria	KTM	1'46.398	7	7	1.675 0.104	192.1
17	56 Kevin FARKAS	HUN	Red Bull Rookies - Hungary	KTM	1'46.431	11	11	1.708 0.033	194.9
18	24 Guillem PLANQUES	FRA	Red Bull Rookies - France	KTM	1'46.837	10	10	2.114 0.406	196.0
19	20 Jakkreephat PHUETTISAN	THA	Red Bull Rookies - Thailand	KTM	1'47.057	10	11	2.334 0.220	193.8
20	48 Lenox PHOMMARA	SWI	Red Bull Rookies - Switzerland	KTM	1'47.167	10	11	2.444 0.110	190.8
21	52 Evan BELFORD	GBR	Red Bull Rookies - Great Britain	KTM	1'47.195	11	11	2.472 0.028	191.1
22	44 Milan PAWELEC	POL	Red Bull Rookies - Poland	KTM	1'47.249	10	11	2.526 0.054	188.4
23	4 Sullivan MOUNSEY	GBR	Red Bull Rookies - Great Britain	KTM	1'47.390	9	10	2.667 0.141	193.8
24	7 Rocco SESSLER	GER	Red Bull Rookies - Germany	KTM	1'47.414	11	11	2.691 0.024	188.1
25	45 Kgopotso MONONYANE	RSA	Red Bull Rookies - South Africa	KTM	1'47.469	11	11	2.746 0.055	188.4
26	16 Joel PONS	SPA	Red Bull Rookies - Spain	KTM	1'48.702	5	10	3.979 1.233	192.5

Practice condition: Dry

Air: 28°

Humidity: 58%

Ground: 31°

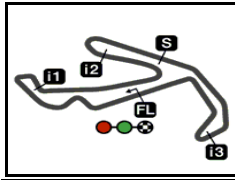
Fastest Lap:	Lap: 10	Valentin PERRONE	1'44.723	145.2 Km/h
Best Race Lap:	2017	Kazuki MASAKI	1'45.265	144.5 Km/h
All-Time Lap Record:	2024	Valentin PERRONE	1'44.723	145.2 Km/h

The results are provisional until the end of the limit for protest and appeals.

Time limit for protest expires 60' after publication of the results - Time:

DORNA DATA PROCESSING TIMING SERVICE DORNA DATA PROCESSING TIMING SERVICE DORNA DATA PROCESSING TIMING SERVICE DORNA DATA PROCESSING TIMING SERVICE DORNA DATA PROCESSING TIMING SERVICE DORNA DATA PROCESSING TIMING SERVICE DORNA DATA PROCESSING TIMING SERVICE DORNA DATA PROCESSING TIMING SERVICE DORNA DATA PROCCESSS





4226 m.

GRAN PREMIO RED BULL DI SAN MARINO E DELLA RIVIERA

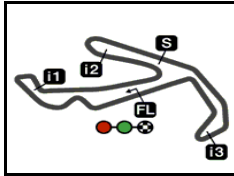
Qualifying

Top Speed & Average

Rookies Cup



Rider	Nation	Motorcycle	Top 5 speeds					Average	Top
24 Guillem PLANQUES	FRA	KTM	196.0	193.5	192.1	191.8	190.1	192.7	196.0
11 Ruché MOODLEY	RSA	KTM	195.6	194.9	193.8	193.5	192.5	193.8	195.6
57 Leonardo ZANNI	ITA	KTM	195.6	191.4	191.1	191.1	190.4	191.9	195.6
31 Giulio PUGLIESE	ITA	KTM	195.2	193.2	192.8	192.5	192.5	193.2	195.2
70 Kristian DANIEL	USA	KTM	195.2	194.2	192.5	191.8	191.4	193.0	195.2
56 Kevin FARKAS	HUN	KTM	194.9	194.5	193.5	192.8	191.8	193.2	194.9
73 Valentin PERRONE	ARG	KTM	194.9	192.5	192.1	191.1	190.8	192.0	194.9
28 Máximo QUILES	SPA	KTM	194.5	193.5	191.1	188.4	188.4	191.2	194.5
4 Sullivan MOUNSEY	GBR	KTM	193.8	191.8	191.1	190.4	190.1	191.4	193.8
20 Jakkreephat PHUETTISAN	THA	KTM	193.8	193.5	193.2	192.8	192.1	192.9	193.8
47 Dodo BOGGIO	ITA	KTM	193.8	191.8	190.4	189.4	189.1	190.9	193.8
54 Veda PRATAMA	INA	KTM	193.5	193.5	193.2	191.8	191.1	192.6	193.5
83 Alvaro CARPE	SPA	KTM	193.5	192.8	192.5	191.8	191.4	192.4	193.5
27 Rico SALMELA	FIN	KTM	193.2	192.5	191.8	191.4	191.4	192.1	193.2
51 Brian URIARTE	SPA	KTM	193.2	192.5	190.4	190.4	190.1	191.3	193.2
16 Joel PONS	SPA	KTM	192.5	191.8	190.8	190.4	190.4	191.2	192.5
5 Leo RAMMERSTORFER	AUT	KTM	192.1	191.1	189.8	188.8	188.1	190.0	192.1
94 Guido PINI	ITA	KTM	192.1	191.1	189.4	189.1	187.1	189.8	192.1
50 Carter THOMPSON	AUS	KTM	191.4	191.4	191.1	190.1	188.8	190.6	191.4
95 Marco MORELLI	ARG	KTM	191.4	190.4	189.8	189.4	189.4	189.9	191.4
52 Evan BELFORD	GBR	KTM	191.1	190.8	189.4	189.1	188.8	189.8	191.1
13 Hakim DANISH	MAL	KTM	190.8	190.1	188.8	188.4	188.4	189.3	190.8
48 Lenoxx PHOMMARA	SWI	KTM	190.8	190.4	189.1	188.4	187.8	189.3	190.8
44 Milan PAWELEC	POL	KTM	188.4	187.8	187.5	187.1	186.5	187.5	188.4
45 Kgopotso MONONYANE	RSA	KTM	188.4	187.8	187.5	187.1	187.1	187.6	188.4
7 Rocco SESSLER	GER	KTM	188.1	188.1	186.8	186.5	186.2	187.1	188.1




4226 m.

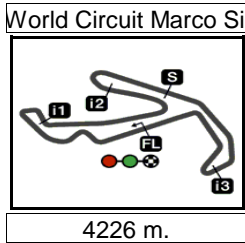
RookiesCup

GRAN PREMIO RED BULL DI SAN MARINO E DELLA RIVIERA

Qualifying

Fastest Laps Sequence

<i>Practice Time</i>	 <i>Rider</i>	<i>Nation</i>	<i>Motorcycle</i>	<i>Time</i>	<i>Km/h</i>	<i>Rider's Lap</i>
4'40.626	16 Joel PONS	SPA	KTM	1'49.418	139.0	2
4'42.859	5 Leo RAMMERSTORFER	AUT	KTM	1'47.724	141.2	2
4'43.022	4 Sullivan MOUNSEY	GBR	KTM	1'47.498	141.5	2
5'15.285	13 Hakim DANISH	MAL	KTM	1'47.384	141.6	2
5'35.819	73 Valentin PERRONE	ARG	KTM	1'46.314	143.1	2
7'02.354	95 Marco MORELLI	ARG	KTM	1'45.876	143.6	3
9'07.661	73 Valentin PERRONE	ARG	KTM	1'45.821	143.7	4
9'14.931	83 Alvaro CARPE	SPA	KTM	1'45.322	144.4	4
12'50.372	83 Alvaro CARPE	SPA	KTM	1'44.839	145.1	6
20'08.569	73 Valentin PERRONE	ARG	KTM	1'44.723	145.2	10



Results and timing service provided by **TISSOT**

RookiesCup

GRAN PREMIO RED BULL DI SAN MARINO E DELLA RIVIERA

Qualifying

Chronological Analysis of Performances

* Lap / Sector time cancelled T1 Time from finish line to 1st intermediate T3 Time from 2nd intermed. to 3rd intermed.
P Crossing the finish line in pit lane T2 Time from 1st intermed. to 2nd intermed. T4 Time from 3rd intermediate to finish line

Lap	Lap Time	T1	T2	T3	T4	Speed	Lap	Lap Time	T1	T2	T3	T4	Speed		
1st	73	Valentin PERRONE			Red Bull Rookies - Ar ARG			6	1'45.556	27.699	25.130	29.479	23.248	193.5	
		Runs=2	Total laps=10	Full laps=7	Valid laps=6		7	1'50.183	27.765	25.926	33.000	23.492	156.9		
1	3'49.505	34.031	25.516	30.022	23.489	188.8	8	1'49.279 *	28.29*	25.940*	30.472	24.571	188.4		
2	1'46.314	27.862	25.302	29.762	23.388	189.4	9	1'51.961 *	27.854	25.769	30.594	27.744*	187.5		
3	1'46.021	27.806	25.201	29.784	23.230	189.4	10	1'45.266	27.645	25.102	29.341	23.178	194.5		
4	1'45.821	27.776	25.058	29.726	23.261	190.1									
5	1'46.271	27.914	25.281	29.715	23.361	190.8									
6	1'40.067 P	27.819	25.364	30.228	16.656	190.8									
7	1'51.171	32.831	25.183	29.864	23.293	191.1									
8	1'45.865 *	27.821	25.008*	29.625	23.411	192.1									
9	1'46.052	27.876	24.992	29.665	23.519	192.5									
10	1'44.723	27.620	24.752	29.369	22.982	194.9									
2nd	83	Alvaro CARPE			Red Bull Rookies - Sp SPA			5th	94	Guido PINI			Red Bull Rookies - Ital ITA		
		Runs=2	Total laps=10	Full laps=7	Valid laps=5				Runs=3	Total laps=10	Full laps=6	Valid laps=4			
1	3'21.576	40.827	29.815	32.024	24.749	180.6	1	3'13.028 P	42.216	33.162	36.203	18.357	163.1		
2	1'43.086 P	29.65*	25.562	30.366	17.504	189.8	2	1'58.995	37.691	26.634	30.746	23.924	184.6		
3	1'58.040	38.132	25.677	30.860	23.371	183.9	3	1'47.193	27.998	25.332	30.452	23.411	185.5		
4	1'45.322	27.550	24.934	29.699	23.139	191.4	4	1'51.938	31.810	26.077	30.438	23.613	187.1		
5	1'50.602 *	30.79*	25.715	30.275*	23.816*	191.8	5	1'46.174 *	27.791	25.111	29.933	23.339*	189.1		
6	1'44.839	27.506	24.855	29.484	22.994	193.5	6	1'45.324	27.727	24.900	29.624	23.073	192.1		
7	1'49.690	29.601	26.300	30.095	23.694	190.4	7	1'50.723	27.763	25.077	31.751	26.132	182.4		
8	1'49.150 *	28.89*	26.150*	29.973	24.134	192.5	8	1'48.765 *	28.708	25.875*	30.534	23.648	189.4		
9	1'51.555	30.207	25.729	30.618	25.001	184.9	9	1'41.636 P	28.282	25.513	30.555	17.286	191.1		
10	1'45.356	27.560	24.927	29.624	23.245	192.8	10	1'55.678 *	34.609	26.049	31.027	23.993*	186.2		
3rd	51	Brian URIARTE			Red Bull Rookies - Sp SPA			6th	11	Ruché MOODLEY			Red Bull Rookies - So RSA		
		Runs=2	Total laps=10	Full laps=8	Valid laps=7				Runs=2	Total laps=10	Full laps=7	Valid laps=5			
1	3'11.167 P	45.800	31.164	32.624	17.765	173.9	1	3'22.531	52.884	32.571	35.233	24.695	191.8		
2	2'02.275	41.159	26.886	30.648	23.582	187.8	2	1'42.864 P	29.44*	25.373	30.165	17.878	189.8		
3	1'51.806	31.192	25.825	31.217	23.572	183.3	3	1'57.796	37.751	25.582	30.808	23.655	185.8		
4	1'46.207	27.995	25.065	29.989	23.158	190.4	4	1'45.349	27.825	24.920	29.457	23.147	193.8		
5	1'45.584	27.721	24.783	29.720	23.360	192.5	5	1'53.507	28.389	25.876	36.065	23.177	182.4		
6	1'45.545	27.785	24.905	29.757	23.098	190.1	6	1'45.409	27.600	24.772	29.454	23.583	194.9		
7	1'53.666	31.925	25.569	31.264	24.908	182.7	7	1'52.307 *	30.185	25.798	32.925	23.399	193.5		
8	1'47.513 *	27.784	25.607*	30.676	23.446	187.5	8	1'46.705	27.841	25.417	30.226	23.221	192.5		
9	1'51.664	27.897	30.430	30.081	23.256	190.4	9	1'45.452 *	27.605	24.879	29.491	23.477*	195.6		
10	1'44.891	27.631	24.788	29.541	22.931	193.2	10	1'45.725	27.742	24.927	29.758	23.298	192.5		
4th	28	Máximo QUILES			Red Bull Rookies - Sp SPA			7th	27	Rico SALMELA			Red Bull Rookies - Fin FIN		
		Runs=2	Total laps=10	Full laps=8	Valid laps=6				Runs=3	Total laps=11	Full laps=7	Valid laps=6			
1	3'12.659 P	44.808	31.725	32.715	18.040	188.1	1	2'07.243 P	34.444	25.872	30.362	18.397	187.1		
2	1'57.893	38.442	25.754	30.207	23.490	183.9	2	2'13.574	46.377	28.697	32.075	26.425	184.6		
3	1'51.075	29.330	28.001	30.181	23.563	188.4	3	1'47.810	28.083	25.247	30.351	24.129	191.4		
4	1'46.421	27.679	25.214	29.933	23.595	188.1	4	1'45.896	27.707	24.905	29.569	23.715	192.5		
5	1'49.807	27.772	25.904	32.383	23.748	191.1	5	1'44.279 P	27.828	25.804	32.632*	18.015	184.6		
							6	1'53.456	35.096	25.392	29.714	23.254	193.2		
							7	1'45.402	27.668	24.884	29.575	23.275	191.4		
							8	1'47.907	27.614	24.949	29.670	25.674	191.8		
							9	1'51.420 *	31.98*	26.272	29.868	23.300	188.8		
							10	1'45.874	27.615	25.091	29.883	23.285	189.1		
							11	1'45.363	27.641	24.967	29.621	23.134	190.8		

Fastest Lap: Valentin PERRONE Red Bull Rookies - Ar ARG **1'44.723** 27.620 24.752 29.369 22.982

DORNA DATA PROCESSING TIMING SERVICE DORNA DATA PROCESSING TIMING SERVICE DORNA DATA PROCESSING TIMING SERVICE DORNA DATA PROCESSING TIMING SERVICE DORNA DATA PROCESSING TIMING SERVICE DORNA DATA PROCESSING TIMING SERVICE DORNA DATA PROCESSING TIMING SERVICE DORNA DATA PROCESSING TIMING SERVICE DORNA DATA PROCESSING TIMING SERVICE DORNA DATA PROCCESSS



Qualifying

RookiesCup

Lap	Lap Time	T1	T2	T3	T4	Speed	Lap	Lap Time	T1	T2	T3	T4	Speed
8th	95	Marco MORELLI Red Bull Rookies - Ar ARG					3	1'58.342	38.345	25.475	30.965	23.557	185.5
		Runs=1	Total laps=11	Full laps=10	Valid laps=10		4	1'46.567	28.068	25.165	29.938	23.396	190.4
1	3'24.895	45.691	26.837	31.554	24.373	186.8	5	1'49.029	27.881	25.598	32.157	23.393	195.6
2	1'51.583	28.192	25.307	30.142	27.942	191.4	6	1'45.925	27.802	24.975	29.803	23.345	190.1
3	1'45.876	27.735	25.142	29.771	23.228	190.4	7	1'49.303	28.010	25.233	32.160	23.900	173.3
4	1'49.216	27.878	25.086	31.964	24.288	161.6	8	1'48.553 *	28.660	25.687*	30.147	24.059	191.1
5	1'46.207	27.759	25.198	29.824	23.426	189.4	9	1'51.478	28.247	26.099	32.051	25.081	191.1
6	1'45.879	27.708	25.084	29.817	23.270	189.4	10	1'45.954	27.820	25.056	29.703	23.375	191.4
7	1'45.755	27.666	25.039	29.834	23.216	189.8							
8	1'53.121	27.660	27.563	33.771	24.127	188.8							
9	1'46.409	27.800	25.201	30.066	23.342	189.1							
10	1'45.727	27.604	25.078	29.896	23.149	189.4							
11	1'45.771	27.704	25.008	29.863	23.196	189.4							
9th	70	Kristian DANIEL Red Bull Rookies - Uni USA											
		Runs=1	Total laps=11	Full laps=10	Valid laps=7								
1	3'21.925	40.602	30.472	41.111	26.895	159.0							
2	1'48.395	28.554	25.646	30.492	23.703	184.3							
3	1'47.156	28.091	25.568	30.016	23.481	188.1							
4	1'54.386 *	30.794	26.083	32.231*	25.278	178.8							
5	1'46.093	27.873	25.124	29.677	23.419	191.4							
6	1'46.367 *	27.817	25.052	29.830	23.668*	192.5							
7	1'45.825	27.715	25.050	29.659	23.401	191.8							
8	1'51.708	27.738	25.781	32.824	25.365	190.1							
9	1'52.712 *	31.66*	27.158	30.211	23.680	190.1							
10	1'46.274	27.931	25.039	29.698	23.606	195.2							
11	1'46.529	28.353	25.141	29.620	23.415	194.2							
10th	54	Veda PRATAMA Red Bull Rookies - Ind INA											
		Runs=2	Total laps=10	Full laps=7	Valid laps=5								
1	2'54.479	38.442	27.723	33.947	25.923	169.2							
2	1'54.670	28.847	25.498	31.108	29.217	184.3							
3	1'47.056 *	27.891	25.546	29.898*	23.721	193.5							
4	1'46.196	27.657	25.378	29.804	23.357	193.5							
5	1'46.095	27.798	25.233	29.840	23.224	191.1							
6	1'45.838	27.550	25.200	29.755	23.333	190.8							
7	1'47.896 P	31.884	26.452	30.995	18.565	185.8							
8	1'53.676	34.114	26.236	29.953	23.373	193.2							
9	1'46.670	27.582	25.030	29.808	24.250	190.8							
10	1'48.086 *	27.749	25.136	29.857*	25.344	191.8							
11th	13	Hakim DANISH Red Bull Rookies - Ma MAL											
		Runs=1	Total laps=7	Full laps=6	Valid laps=5								
1	3'27.901	51.496	29.750	31.170	23.849	185.8							
2	1'47.384	28.154	25.446	30.304	23.480	187.5							
3	1'46.735	27.879	25.337	30.075	23.444	188.4							
4	1'46.739	27.782	25.171	30.289	23.497	187.5							
5	1'52.061 *	32.64*	25.977	29.951	23.491	188.8							
6	1'46.260	27.865	25.324	29.707	23.364	190.1							
7	1'45.912	27.790	25.236	29.704	23.182	190.8							
	unfinished	27.699	25.380	29.927		188.4							
12th	57	Leonardo ZANNI Red Bull Rookies - Ital ITA											
		Runs=2	Total laps=10	Full laps=7	Valid laps=6								
1	3'22.172	45.695	31.961	33.297	25.230	179.7							
2	1'42.860 P	29.467	25.571	30.469	17.353	189.1							
13th	50	Carter THOMPSON Red Bull Rookies - Au AUS											
		Runs=2	Total laps=10	Full laps=8	Valid laps=5								
1	3'14.688 P	45.292	30.355	34.111	19.205	180.3							
2	1'57.444	36.903	26.092	30.314	24.135	190.1							
3	1'49.972	28.153	26.249	31.889	23.681	179.1							
4	1'46.227	27.789	25.291	29.873	23.274	191.4							
5	1'51.259 *	28.443	26.099	30.782*	25.935	187.5							
6	1'46.248	27.812	25.196	29.960	23.280	191.4							
7	1'48.069	27.820	25.181	31.264	23.804	180.3							
8	1'49.306 *	28.538	26.320*	30.599	23.849	188.4							
9	1'49.058 *	28.013	25.487	30.893	24.665*	188.8							
10	1'46.033	27.948	25.170	29.761	23.154	191.1							
14th	31	Giulio PUGLIESE Red Bull Rookies - Ital ITA											
		Runs=2	Total laps=10	Full laps=7	Valid laps=6								
1	3'20.693	45.758	31.121	32.633	27.106	176.7							
2	1'45.097 P	31.76*	25.585	30.312	17.435	190.8							
3	1'57.532	37.786	25.485	30.622	23.639	191.4							
4	1'46.142	27.928	25.164	29.633	23.417	192.8							
5	1'50.290	27.958	25.923	32.571	23.838	189.8							
6	1'46.215	27.928	25.025	29.837	23.425	195.2							
7	1'47.242	28.153	25.435	30.173	23.481	191.1							
8	1'49.764 *	29.481	25.717*	30.186	24.380	192.5							
9	1'53.130	30.157	26.130	30.343	26.500	192.5							
10	1'46.087	27.966	24.989	29.829	23.303	193.2							
15th	47	Dodo BOGGIO Red Bull Rookies - Ital ITA											
		Runs=2	Total laps=10	Full laps=8	Valid laps=7								
1	3'13.318 P	42.638	31.124	38.807	18.967	151.6							
2	1'57.795	38.118	25.769	30.342	23.566	187.8							
3	1'52.648	28.019	27.040	33.557	24.032	163.1							
4	1'47.007	28.233	25.296	30.054	23.424	189.4							
5	1'46.294	27.776	25.042	30.010	23.466	189.1							
6	1'46.301	27.973	25.102	29.849	23.377	190.4							
7	1'50.919	28.116	25.322	33.658	23.823	165.8							
8	1'50.140 *	28.763	26.057*	31.620	23.700*	172.8							
9	1'48.390	27.900	25.083	30.430	24.977	191.8							
10	1'46.558	28.029	25.239	30.029	23.261	193.8							
16th	5	Leo RAMMERSTOR Red Bull Rookies - Au AUT											
		Runs=2	Total laps=7	Full laps=4	Valid laps=3								
1	2'55.135	35.667	26.371	33.485	26.439	171.1							
2	1'47.724	28.479	25.415	30.186	23.644	188.8							
3	1'51.146	28.106	25.473	31.131	26.436	188.1							
4	1'50.419 *	31.08*	25.837	29.988	23.508	192.1							
5	1'44.177 P	28.079	25.394	31.415	19.289	174.7							
6	1'53.425 *	34.306	25.595	30.096*	23.428	191.1							

Fastest Lap: Valentin PERRONE	Red Bull Rookies - Ar ARG	1'44.723	27.620	24.752	29.369	22.982
--------------------------------------	---------------------------	-----------------	--------	--------	--------	--------

DORNA DATA PROCESSING TIMING SERVICE DORNA DATA PROCESSING TIMING SERVICE DORNA DATA PROCESSING TIMING SERVICE DORNA DATA PROCESSING TIMING SERVICE DORNA DATA PROCESSING TIMING SERVICE DORNA DATA PROCESSING TIMING SERVICE DORNA DATA PROCESSING TIMING SERVICE DORNA DATA PROCECESS



Qualifying

RookiesCup

Lap	Lap Time	T1	T2	T3	T4	Speed	Lap	Lap Time	T1	T2	T3	T4	Speed	
7	1'46.398	27.830	25.184	30.006	23.378	189.8	11	1'50.367	29.690	25.914	31.025	23.738	186.2	
	unfinished	28.734												
17th	56	Kevin FARKAS	Red Bull Rookies - Hu HUN					21st	52	Evan BELFORD	Red Bull Rookies - Gr GBR			
		Runs=1	Total laps=11	Full laps=10	Valid laps=9			Runs=2	Total laps=11	Full laps=8	Valid laps=6			
1	3'16.687	42.122	30.504	36.381	24.087	170.0	1	2'55.123	37.915	27.555	33.837	26.251	171.4	
2	1'53.929	28.313	26.756	35.201	23.659	187.5	2	1'53.493	29.348	26.254	31.920	25.971	187.8	
3	1'47.904	28.276	25.639	30.166	23.823	190.1	3	1'48.027 *	28.061	25.696	30.406	23.864*	188.4	
4	1'51.456	30.346	26.697	30.633	23.780	183.6	4	1'47.267	27.915	25.402	29.938	24.012	190.8	
5	1'48.774	29.116	26.063	29.915	23.680	192.8	5	1'50.471 *	29.53*	25.629	30.560	24.747	191.1	
6	1'47.193	28.144	25.440	29.914	23.695	191.8	6	1'52.147	29.055	26.237	30.292	26.563	188.4	
7	1'46.983	28.068	25.313	30.048	23.554	190.4	7	1'46.686 P	30.17*	26.091	31.283	19.141	189.1	
8	1'49.142	29.298	25.549	30.040	24.255	191.8	8	1'55.250 *	33.697	26.685*	30.676	24.192*	187.5	
9	1'52.052 *	32.16*	26.198	30.144	23.544	193.5	9	1'47.791	27.949	25.798	30.274	23.770	188.8	
10	1'47.362	27.893	25.711	29.895	23.863	194.9	10	1'48.347	28.056	25.857	30.750	23.684	188.4	
11	1'46.431	28.023	25.187	29.764	23.457	194.5	11	1'47.195	27.979	25.510	30.025	23.681	189.4	
18th	24	Guillem PLANQUES	Red Bull Rookies - Fra FRA					22nd	44	Milan PAWELEC	Red Bull Rookies - Pol POL			
		Runs=2	Total laps=10	Full laps=8	Valid laps=7			Runs=2	Total laps=11	Full laps=8	Valid laps=6			
1	3'13.632 P	42.452	33.289	35.736	19.140	170.8	1	2'55.526	39.199	26.519	32.732	26.523	181.8	
2	2'00.172	38.658	25.724	30.650	25.140	190.1	2	1'48.777	28.802	25.668	30.468	23.839	187.8	
3	1'49.457	28.259	25.361	30.345	25.492	188.1	3	1'47.825	28.223	25.501	30.483	23.618	186.2	
4	1'47.294	28.194	25.472	29.990	23.638	192.1	4	1'47.565	27.904	25.597	30.382	23.682	186.5	
5	1'49.752	28.125	25.508	31.891	24.228	188.4	5	1'52.093 *	32.20*	25.733	30.498	23.655	187.5	
6	1'47.496	28.190	25.217	30.036	24.053	191.8	6	1'52.588 *	28.915	26.864	31.396*	25.413	180.0	
7	1'49.134	28.561	25.727	30.394	24.452	189.1	7	1'49.178 P	28.940	29.279	31.711	19.248	182.1	
8	1'47.844 *	27.972	25.496*	30.745	23.631*	186.2	8	1'55.752 *	34.368	26.793*	30.696	23.895*	186.2	
9	1'48.775	28.013	25.292	30.459	25.011	196.0	9	1'47.651	28.095	25.661	30.382	23.513	187.1	
10	1'46.837	28.120	25.137	30.126	23.454	193.5	10	1'47.249	27.921	25.474	30.363	23.491	186.2	
							11	1'48.332	28.075	26.069	30.278	23.910	188.4	
19th	20	Jakkreephat PHUET	Red Bull Rookies - Th THA					23rd	4	Sullivan MOUNSEY	Red Bull Rookies - Gr GBR			
		Runs=2	Total laps=11	Full laps=8	Valid laps=8			Runs=3	Total laps=10	Full laps=6	Valid laps=5			
1	2'55.767	34.978	27.580	35.113	25.862	166.9	1	2'55.524 *	35.997	26.329	33.554	26.609*	170.8	
2	1'48.176	28.862	25.331	30.042	23.941	193.8	2	1'47.498	28.584	25.374	29.840	23.700	193.8	
3	1'47.328	28.223	25.275	30.091	23.739	193.2	3	1'47.841	28.099	25.626	30.294	23.822	191.1	
4	1'56.900	33.627	28.543	30.738	23.992	190.8	4	1'53.132 *	28.136	26.929	32.218*	25.849	179.1	
5	1'48.304	28.422	25.456	30.064	24.362	191.4	5	1'51.985	28.127	25.594	31.763	26.501	177.0	
6	1'47.524	28.234	25.301	30.162	23.827	193.5	6	1'43.931 P	28.097	26.233	31.541	18.060	180.6	
7	1'50.764 P	33.35*	27.345	30.671	19.389	190.4	7	1'49.838 P	34.556	26.012	31.758	17.512	178.5	
8	1'55.163 *	34.098	26.271*	30.364	24.430*	192.1	8	1'53.894	34.290	26.214	29.914	23.476	190.4	
9	1'47.285	28.347	25.178	29.883	23.877	191.4	9	1'47.390	28.105	25.500	29.861	23.924	191.8	
10	1'47.057	28.244	25.322	29.850	23.641	192.1	10	1'48.946	28.258	26.931	30.101	23.656	190.1	
11	1'47.288	28.416	25.330	29.856	23.686	192.8								
20th	48	Lenoxx PHOMMAR	Red Bull Rookies - Sw SWI					24th	7	Rocco SESSLER	Red Bull Rookies - Ge GER			
		Runs=2	Total laps=11	Full laps=8	Valid laps=5			Runs=1	Total laps=11	Full laps=10	Valid laps=8			
1	2'54.560	43.730	27.571	34.440	26.974	167.1	1	2'50.343	48.744	29.737	38.894	26.475	175.6	
2	1'48.801	29.186	25.436	30.329	23.850	190.8	2	1'51.860	28.721	26.365	31.688	25.086	183.6	
3	1'47.687	27.966	25.438	30.427	23.856	190.4	3	1'48.676	28.225	25.968	30.517	23.966	188.1	
4	1'52.154 *	29.97*	25.962	30.758	25.455	189.1	4	1'48.858	28.269	25.947	30.745	23.897	184.3	
5	1'50.528 *	28.457	25.756	30.952*	25.363	184.9	5	1'48.096	28.122	25.912	30.332	23.730	186.2	
6	1'47.513 P	28.220	30.307	31.005	17.981	188.4	6	1'47.981	28.057	25.867	30.366	23.691	188.1	
7	1'53.521	33.118	26.140	30.535	23.728	186.8	7	1'47.687	28.004	25.701	30.381	23.601	186.8	
8	1'49.217 *	28.411	26.491*	30.588	23.727*	184.9	8	1'51.419 *	30.57*	26.180	30.801	23.868	185.5	
9	1'47.596	27.993	25.449	30.226	23.928	187.1	9	1'48.162 *	28.209	25.798	30.446*	23.709*	185.2	
10	1'47.167	28.114	25.405	30.165	23.483	187.8	10	1'47.571	28.033	25.712	30.271	23.555	186.5	
							11	1'47.414	27.877	25.574	30.259	23.704	185.8	

Fastest Lap: Valentin PERRONE Red Bull Rookies - Ar ARG 1'44.723 27.620 24.752 29.369 22.982

DORNA DATA PROCESSING TIMING SERVICE DORNA DATA PROCESSING TIMING SERVICE DORNA DATA PROCESSING TIMING SERVICE DORNA DATA PROCESSING TIMING SERVICE DORNA DATA PROCESSING TIMING SERVICE DORNA DATA PROCESSING TIMING SERVICE DORNA DATA PROCESSING TIMING SERVICE DORNA DATA PROCCESSS



Qualifying

RookiesCup

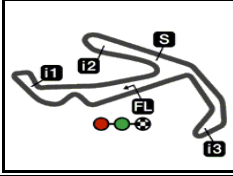
Lap	Lap Time	T1	T2	T3	T4	Speed	Lap	Lap Time	T1	T2	T3	T4	Speed	
25th	45	Kgopotso MONONY Red Bull Rookies - So RSA Runs=2 Total laps=11 Full laps=8 Valid laps=7												
1	2'55.874	44.293	28.863	33.944	26.381	183.0								
2	1'53.247	28.906	26.016	31.890	26.435	177.9								
3	1'48.198	28.227	25.591	30.377	24.003	186.8								
4	1'47.998	28.173	25.704	30.311	23.810	187.8								
5	1'49.466	28.337	25.646	30.744	24.739	187.1								
6	1'45.784 P	28.320	26.681	32.643	18.140	175.6								
7	1'54.467	33.942	25.944	30.584	23.997	186.8								
8	1'57.847 *	28.514	27.281*	34.071	27.981*	170.8								
9	1'48.058	28.243	25.522	30.466	23.827	188.4								
10	1'48.148	28.371	25.565	30.488	23.724	187.1								
11	1'47.469	28.218	25.389	30.195	23.667	187.5								

26th	16	Joel PONS Red Bull Rookies - Sp SPA Runs=2 Total laps=10 Full laps=7 Valid laps=6												
1	2'51.208	44.728	27.369	33.415	24.270	179.1								
2	1'49.418	28.952	25.670	30.907	23.889	186.2								
3	1'53.482	28.587	29.818	30.840	24.237	189.8								
4	1'48.746	28.711	25.552	30.699	23.784	190.8								
5	1'48.702	28.647	25.652	30.646	23.757	190.4								
6	1'57.364	28.942	30.588	31.977	25.857	183.9								
7	1'47.362 P	28.917	25.685	31.104	21.656	192.5								
8	1'56.303 *	34.481	26.618*	30.900	24.304*	190.4								
9	1'48.654 *	28.606	25.714	30.440	23.894*	191.8								
10	1'55.023	32.431	27.259	31.358	23.975	189.1								

Fastest Lap: Valentin PERRONE Red Bull Rookies - Ar ARG **1'44.723** 27.620 24.752 29.369 22.982

DORNA DATA PROCESSING TIMING SERVICE DORNA DATA PROCESSING TIMING SERVICE DORNA DATA PROCESSING TIMING SERVICE DORNA DATA PROCESSING TIMING SERVICE DORNA DATA PROCESSING TIMING SERVICE DORNA DATA PROCESSING TIMING SERVICE DORNA DATA PROCESSING TIMING SERVICE DORNA DATA PROCESSING TIMING SERVICE DORNA DATA PROCESSING TIMING SERVICE DORNA DATA PROCCESSS





4226 m.

GRAN PREMIO RED BULL DI SAN MARINO E DELLA RIVIERA

Official Starting Grid

Rookies Cup

Race : 15 laps = 63.39 km

9

25

1'47.469

45 Kgopotso MONONYANE
KTM

26

1'48.702

16 Joel PONS
KTM

The results are provisional until the end of the limit for protest and appeals and until the ratification of the Event Management Committee.

Time limit for protest expires 60' at the latest after publication of the results - Time:

DORNA DATA PROCESSING TIMING SERVICE DORNA DATA PROCESSING TIMING SERVICE DORNA DATA PROCESSING TIMING SERVICE DORNA DATA PROCESSING TIMING SERVICE DORNA DATA PROCESSING TIMING SERVICE DORNA DATA PROCESSING TIMING SERVICE DORNA DATA PROCESSING TIMING SERVICE DORNA DATA PROCESSING TIMING SERVICE DORNA DATA PROCESSING TIMING SERVICE DORNA DATA PROCESSING TIMING SERVICE DORNA DATA PROCCEESSS

