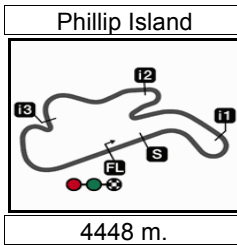



QATAR AIRWAYS AUSTRALIAN MOTORCYCLE GRAND PRIX

Race

Classification after 21 laps = 93.408 km

29



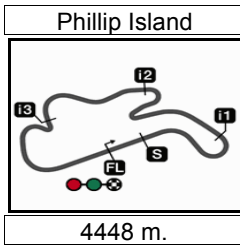
Pos		Rider	Nation	Team	Motorcycle	Total Time	Km/h	Gap
1	25	80 David ALONSO	COL	CFMOTO Gaviota Aspar Team	CFMOTO	33'49.557	165.6	
2	20	96 Daniel HOLTADO	SPA	Red Bull GASGAS Tech3	GASGAS	33'52.493	165.4	2.936
3	16	31 Adrian FERNANDEZ	SPA	Leopard Racing	HONDA	33'52.496	165.4	2.939
4	13	82 Stefano NEPA	ITA	LEVELUP - MTA	KTM	33'52.514	165.4	2.957
5	11	64 David MUÑOZ	SPA	BOE Motorsports	KTM	33'52.529	165.4	2.972
6	10	6 Ryusei YAMANAKA	JPN	MT Helmets - MSI	KTM	33'52.934	165.4	3.377
7	9	72 Taiyo FURUSATO	JPN	Honda Team Asia	HONDA	33'52.960	165.4	3.403
8	8	58 Luca LUNETTA	ITA	SIC58 Squadra Corse	HONDA	33'53.443	165.3	3.886
9	7	99 Jose Antonio RUEDA	SPA	Red Bull KTM Ajo	KTM	33'53.465	165.3	3.908
10	6	36 Angel PIQUERAS	SPA	Leopard Racing	HONDA	33'53.500	165.3	3.943
11	5	66 Joel KELSO	AUS	BOE Motorsports	KTM	33'54.006	165.3	4.449
12	4	54 Riccardo ROSSI	ITA	CIP Green Power	KTM	33'54.031	165.3	4.474
13	3	12 Jacob ROULSTONE	AUS	Red Bull GASGAS Tech3	GASGAS	33'54.035	165.3	4.478
14	2	18 Matteo BERTELLE	ITA	Kopron Rivacold Snipers Team	HONDA	33'54.621	165.2	5.064
15	1	24 Tatsuki SUZUKI	JPN	Liqui Moly Husqvarna Intact GP	HUSQVARNA	34'02.003	164.6	12.446
16		78 Joel ESTEBAN	SPA	CFMOTO Gaviota Aspar Team	CFMOTO	34'20.135	163.2	30.578
17		85 Xabi ZURUTUZA	SPA	Red Bull KTM Ajo	KTM	34'20.168	163.2	30.611
18		95 Collin VEIJER	NED	Liqui Moly Husqvarna Intact GP	HUSQVARNA	34'28.867	162.5	39.310
19		8 Eddie O'SHEA	GBR	FleetSafe Honda - MLav Racing	HONDA	34'29.482	162.4	39.925
20		5 Tatchakorn BUASRI	THA	Honda Team Asia	HONDA	34'40.452	161.6	50.895
21		55 Noah DETTWILER	SWI	CIP Green Power	KTM	34'40.464	161.6	50.907
22		19 Scott OGDEN	GBR	FleetSafe Honda - MLav Racing	HONDA	34'28.148	154.8	1 lap
Not classified								
		48 Ivan ORTOLA	SPA	MT Helmets - MSI	KTM	17'46.652	165.1	10 laps
		22 David ALMANSA	SPA	Kopron Rivacold Snipers Team	HONDA	20'46.458	141.3	10 laps
		10 Nicola CARRARO	ITA	LEVELUP - MTA	KTM	9'47.407	163.5	15 laps
		7 Filippo FARIOLI	ITA	SIC58 Squadra Corse	HONDA	4'57.177	161.6	18 laps

The results are provisional until the end of the limit for protest and appeals.

Time limit for protest expires 60' after publication of the results - Time:

These data/results cannot be reproduced, stored and/or transmitted in whole or in part by any manner of electronic, mechanical, photocopying, recording, broadcasting or otherwise now known or herein after developed without the previous express consent by the copyright owner, except for reproduction in daily press and regular printed publications on sale to the public within 60 days of the event related to those data/results and always provided that copyright symbol appears together as follows below.

© DORNA, 2024



Results and timing service provided by **TISSOT**

Moto3™

**QATAR AIRWAYS AUSTRALIAN MOTORCYCLE GRAND PRIX
Race**

Classification after 21 laps = 93.408 km

29

Pos	Rider	Nation	Team	Motorcycle	Total Time	Km/h	Gap
-----	-------	--------	------	------------	------------	------	-----

Race condition: Dry
Air: 15°
Humidity: 79%
Ground: 29°

Pole Position:		Ivan ORTOLA	1'35.872	167.0 Km/h
Fastest Lap (New record):	Lap 3	Stefano NEPA	1'35.370	167.9 Km/h
Best Race Lap:	2014	Jack MILLER	1'36.302	166.2 Km/h
All-Time Lap Record:	2024	Stefano NEPA	1'35.370	167.9 Km/h

- 10:45'00
- 10:50'00
- 10:59'54
- 11:02'43
- 11:04'12 **Stefano NEPA**
- 11:04'33 -
- 11:05'18 David ALMANSA
- 11:07'19 Scott OGDEN
- 11:07'51 David ALMANSA
- 11:08'33 **Stefano NEPA**
- 11:09'06 Scott OGDEN
- 11:09'13 Filippo FARIOLI
- 11:13'07 Nicola CARRARO
- 11:21'07 Collin VEIJER
- 11:21'07 Ivan ORTOLA
- 11:21'37 Collin VEIJER
- 11:21'37 Ivan ORTOLA
- 11:22'26 Ivan ORTOLA
- 11:25'30 David ALMANSA

- SIGHTING LAP START**
- All bikes on grid
- WARM UP LAP START**
- RACE START**
- double long lap penalty
- No jump starts
- crashed out - Rider OK
- crashed out - Rider OK
- re-joined race
- double long lap penalty - COMPLETED
- re-joined race
- crashed out - Rider OK
- crashed out - Rider OK
- crashed out - Rider OK
- crashed out - Rider OK
- re-joined race
- re-joined race
- re-joined race
- entered pits and retired
- stopped with technical issue

The results are provisional until the end of the limit for protest and appeals.

Time limit for protest expires 60' after publication of the results - Time:

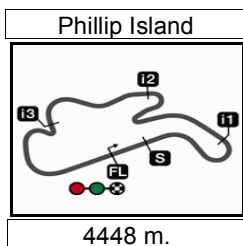
These data/results cannot be reproduced, stored and/or transmitted in whole or in part by any manner of electronic, mechanical, photocopying, recording, broadcasting or otherwise now known or herein after developed without the previous express consent by the copyright owner, except for reproduction in daily press and regular printed publications on sale to the public within 60 days of the event related to those data/results and always provided that copyright symbol appears together as follows below.
© DORNA, 2024

Official MotoGP Timing by TISSOT
www.motogp.com

Phillip Island, Sunday, October 20, 2024

Page 2 of 2





Results and timing service provided by **TISSOT**

Moto3™

QATAR AIRWAYS AUSTRALIAN MOTORCYCLE GRAND PRIX

World Championship Classification

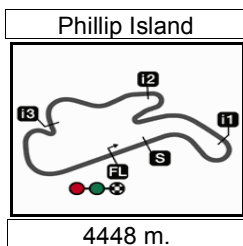
30

Rider		Points	Leader	Previous	QAT	POR	AME	SPA	FRA	CAT	ITA	NED	GER	GBR	AUT	ARA	RSM	EMI	INA	JPN	AUS	THA	MAL	VAL
1 ALONSO David	COL	346			25	13	25	5	25	25	25	11	25	20	25	13	9	25	25	25	25			
2 HOLGADO Daniel	SPA	232	114	114	20	25	20	9	20	10	2	5	9	13	16	7	20	13	10	13	20			
3 VEIJER Collin	NED	209	137	23	11	10	-	25	16	13	20	20	0	16	11	20	11	16	-	20	0			
4 ORTOLA Ivan	SPA	191	155	18	7	16	-	16	11	20	10	25	16	25	7	4	16	11	7	0	-			
5 FERNANDEZ Adrian	SPA	153	193	38	-	6	5	10	10	6	8	9	13	8	10	5	3	8	20	16	16			
6 MUÑOZ David	SPA	152	194	1	0	7	11	20	-	11	11	16	8	4	20	9	-	-	16	8	11			
7 PIQUERAS Angel	SPA	137	209	15	4	-	16	6	6	4	5	8	11	-	13	-	25	20	13	-	6			
8 RUEDA Jose Antonio	SPA	128	218	9	-	20	-	-	8	16	1	13	-	7	9	25	-	6	5	11	7			
9 KELSO Joel	AUS	115	231	13	8	11	9	11	3	-	4	4	5	9	8	11	10	9	8	0	5			
10 YAMANAKA Ryusei	JPN	106	240	9	-	-	13	13	9	5	16	6	10	10	3	0	0	1	0	10	10			
11 FURUSATO Taiyo	JPN	97	249	9	16	0	-	0	2	-	13	3	20	-	1	10	13	3	-	7	9			
12 LUNETTA Luca	ITA	86	260	11	1	0	0	0	5	9	9	10	-	-	0	16	7	10	11	-	8			
13 SUZUKI Tatsuki	JPN	82	264	4	9	4	10	0	7	1	-	-	7	6	4	2	8	5	9	9	1			
14 NEPA Stefano	ITA	78	268	4	10	9	0	7	0	3	-	7	4	11	-	3	2	2	1	6	13			
15 ROULSTONE Jacob	AUS	53	293	25	6	5	8	4	4	8	7	2	-	0	2	0	4	0	0	0	3			
16 BERTELLE Matteo	ITA	49	297	4	-	-	6	2	-	0	6	0	1	5	5	6	-	7	4	5	2			
17 ESTEBAN Joel	SPA	45	301	4	5	8	7	-	13	2	0	1	2	3	0	1	0	0	2	1	0			
18 ROSSI Riccardo	ITA	30	316	15	13	-	0	0	-	-	3	0	0	2	6	0	-	0	-	2	4			
19 FARIOLI Filippo	ITA	27	319	3	-	0	1	3	-	7	0	0	3	0	0	-	6	4	-	3	-			
20 CARRARO Nicola	ITA	22	324	5	2	1	4	8	0	0	0	0	0	1	0	-	0	0	6	-	-			
21 OGDEN Scott	GBR	15	331	7	3	2	-	0	-	0	0	0	6	-	0	0	1	0	3	0	0			
22 ZURUTUZA Xabi	SPA	11	335	4	-	-	3	0	0	0	-	0	0	-	0	8	0	0	-	0	0			

These data/results cannot be reproduced, stored and/or transmitted in whole or in part by any manner of electronic, mechanical, photocopying, recording, broadcasting or otherwise now known or herein after developed without the previous express consent by the copyright owner, except for reproduction in daily press and regular printed publications on sale to the public within 60 days of the event related to those data/results and always provided that copyright symbol appears together as follows below.
© DORNA, 2024

Official MotoGP Timing by **TISSOT**
www.motogp.com





Results and timing service provided by **TISSOT**

QATAR AIRWAYS AUSTRALIAN MOTORCYCLE GRAND PRIX

Moto3™

World Championship Classification

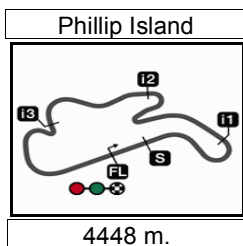
30

Rider		Points	Leader	Previous	QAT	POR	AME	SPA	FRA	CAT	ITA	NED	GER	GBR	AUT	ARA	RSM	EMI	INA	JPN	AUS	THA	MAL	VAL
23 ALMANSA David	SPA	11	335	0	-	-	-	1	1	-	0	-	0	0	0	0	5	0	-	4	-			
24 PEREZ Vicente	SPA	3	343	8	-	3	-	0	-	-	-	-	-	-	0	-	-	-	-	-	-			
25 DETTWILER Noah	SWI	2	344	1	0	0	2	0	0	0	0	0	0	0	0	0	0	0	0	0	-	0		
26 WHATLEY Joshua	GBR	0	346	2	0	0	0	0	0	0	0	0	0	-	-	-	-	-	-	-	-			
27 BUASRI Tatchakorn	THA	0	346	0	0	0	-	0	0	0	0	0	0	0	0	-	0	-	-	-	-	0		
28 ROSENTHALER Jakob	AUT	0	346	0	-	-	-	-	-	-	-	-	-	-	0	-	0	-	-	-	-			
29 O'SHEA Eddie	GBR	0	346	0	-	-	-	-	-	-	-	-	-	-	-	-	-	-	-	-	-	0		
30 WAKAMATSU Rei	JPN	0	346	0	-	-	-	-	-	-	-	-	-	-	-	-	-	-	-	-	0			
31 SHHRIL Danial	MAL	0	346	0	-	-	-	-	-	-	-	-	-	0	-	-	-	-	-	-	-			
32 AL SAHOUTI Hamad	QAT	0	346	0	-	0	-	-	-	-	-	-	-	-	-	-	-	-	-	-	-			
33 ADITAMA Arbi	INA	0	346	0	-	-	-	-	-	0	-	-	-	-	-	0	-	-	-	-	-			

These data/results cannot be reproduced, stored and/or transmitted in whole or in part by any manner of electronic, mechanical, photocopying, recording, broadcasting or otherwise now known or herein after developed without the previous express consent by the copyright owner, except for reproduction in daily press and regular printed publications on sale to the public within 60 days of the event related to those data/results and always provided that copyright symbol appears together as follows below.
© DORNA, 2024

Official MotoGP Timing by **TISSOT**
www.motogp.com





Results and timing service provided by **TISSOT**

Moto3™

QATAR AIRWAYS AUSTRALIAN MOTORCYCLE GRAND PRIX

World Championship Classification

30

Constructor	<i>Points</i>	<i>Leader</i>	<i>Previous</i>	QAT	POR	AME	SPA	FRA	CAT	ITA	NED	GER	GBR	AUT	ARA	RSM	EMI	INA	JPN	AUS	THA	MAL	VAL
1 CFMOTO	346			25	13	25	5	25	25	25	11	25	20	25	13	9	25	25	25	25			
2 KTM	291	55	55	13	20	13	20	11	20	16	25	16	25	20	25	16	11	16	11	13			
3 HONDA	244	102	47	16	6	16	10	10	9	13	10	20	8	13	16	25	20	20	16	16			
4 GASGAS	237	109	7	20	25	20	9	20	10	7	5	9	13	16	7	20	13	10	13	20			
5 HUSQVARNA	236	110	1	11	10	10	25	16	13	20	20	7	16	11	20	11	16	9	20	1			

Team	<i>Points</i>	<i>Leader</i>	<i>Previous</i>	QAT	POR	AME	SPA	FRA	CAT	ITA	NED	GER	GBR	AUT	ARA	RSM	EMI	INA	JPN	AUS	THA	MAL	VAL
1 CFMOTO GAVIOTA ASPAR TEAM	391			30	21	32	5	38	27	25	12	27	23	25	14	9	25	27	26	25			
2 MT HELMETS - MSI	297	94	94	7	16	13	29	20	25	26	31	26	35	10	4	16	12	7	10	10			
3 LIQUI MOLY HUSQVARNA INTACT GP	291	100	6	20	14	10	25	23	14	20	20	7	22	15	22	19	21	9	29	1			
4 LEOPARD RACING	290	101	1	4	6	21	16	16	10	13	17	24	8	23	5	28	28	33	16	22			
5 RED BULL GASGAS TECH3	285	106	5	26	30	28	13	24	18	9	7	9	13	18	7	24	13	10	13	23			
6 BOE MOTORSPORTS	267	124	18	8	18	20	31	3	11	15	20	13	13	28	20	10	9	24	8	16			
7 RED BULL KTM AJO	142	249	125	-	23	3	-	8	16	1	13	-	7	9	33	-	6	5	11	7			
8 SIC58 SQUADRA CORSE	113	278	29	1	-	1	3	5	16	9	10	3	-	-	16	13	14	11	3	8			
9 LEVELUP - MTA	100	291	13	12	10	4	15	-	3	-	7	4	12	-	3	2	2	7	6	13			
10 HONDA TEAM ASIA	97	294	3	16	-	-	-	2	-	13	3	20	-	1	10	13	3	-	7	9			
11 KOPRON RIVACOLD SNIPERS TEAM	60	331	37	-	-	6	3	1	-	6	-	1	5	5	6	5	7	4	9	2			
12 CIP GREEN POWER	32	359	28	13	-	2	-	-	-	3	-	-	2	6	-	-	-	-	2	4			
13 FLEETSAFE HONDA - MLAV RACING	15	376	17	3	2	-	-	-	-	-	-	6	-	-	-	1	-	3	-	-			

These data/results cannot be reproduced, stored and/or transmitted in whole or in part by any manner of electronic, mechanical, photocopying, recording, broadcasting or otherwise now known or herein after developed without the previous express consent by the copyright owner, except for reproduction in daily press and regular printed publications on sale to the public within 60 days of the event related to those data/results and always provided that copyright symbol appears together as follows below.
© DORNA, 2024

Official MotoGP Timing by **TISSOT**
www.motogp.com

