

4448 m.

QATAR AIRWAYS AUSTRALIAN MOTORCYCLE GRAND PRIX

Free Practice
Classification

3



Rider	Nation	Team	Motorcycle	Time	Lap	Total	Gap	Top Speed
1 80 David ALONSO	COL	CFMOTO Gaviota Aspar Team	CFMOTO	1'44.888	14	15		241.3
2 36 Angel PIQUERAS	SPA	Leopard Racing	HONDA	1'44.906	15	15	0.018 0.018	239.2
3 18 Matteo BERTELLE	ITA	Kopron Rivacold Snipers Team	HONDA	1'45.456	17	17	0.568 0.550	235.0
4 82 Stefano NEPA	ITA	LEVELUP - MTA	KTM	1'45.705	17	17	0.817 0.249	239.2
5 95 Collin VEIJER	NED	Liqui Moly Husqvarna Intact GP	HUSQVARNA	1'45.742	16	16	0.854 0.037	241.3
6 31 Adrian FERNANDEZ	SPA	Leopard Racing	HONDA	1'45.795	16	16	0.907 0.053	237.6
7 64 David MUÑOZ	SPA	BOE Motorsports	KTM	1'45.978	8	15	1.090 0.183	239.7
8 58 Luca LUNETTA	ITA	SIC58 Squadra Corse	HONDA	1'46.043	15	17	1.155 0.065	239.2
9 19 Scott OGDEN	GBR	FleetSafe Honda - MLav Racing	HONDA	1'46.157	17	17	1.269 0.114	238.6
10 6 Ryusei YAMANAKA	JPN	MT Helmets - MSI	KTM	1'46.347	19	19	1.459 0.190	240.8
11 72 Taiyo FURUSATO	JPN	Honda Team Asia	HONDA	1'46.360	15	15	1.472 0.013	238.6
12 24 Tatsuki SUZUKI	JPN	Liqui Moly Husqvarna Intact GP	HUSQVARNA	1'46.483	15	16	1.595 0.123	235.0
13 78 Joel ESTEBAN	SPA	CFMOTO Gaviota Aspar Team	CFMOTO	1'46.534	19	19	1.646 0.051	239.7
14 54 Riccardo ROSSI	ITA	CIP Green Power	KTM	1'46.590	9	16	1.702 0.056	238.6
15 22 David ALMANSÁ	SPA	Kopron Rivacold Snipers Team	HONDA	1'46.663	8	15	1.775 0.073	236.5
16 66 Joel KELSO	AUS	BOE Motorsports	KTM	1'46.717	5	10	1.829 0.054	238.1
17 48 Ivan ORTOLA	SPA	MT Helmets - MSI	KTM	1'46.813	7	14	1.925 0.096	240.8
18 10 Nicola CARRARO	ITA	LEVELUP - MTA	KTM	1'47.117	9	16	2.229 0.304	238.6
19 85 Xabi ZURUTUZA	SPA	Red Bull KTM Ajo	KTM	1'47.352	7	7	2.464 0.235	238.1
20 99 Jose Antonio RUEDA	SPA	Red Bull KTM Ajo	KTM	1'47.519	15	16	2.631 0.167	242.4
21 12 Jacob ROULSTONE	AUS	Red Bull GASGAS Tech3	GASGAS	1'47.532	15	15	2.644 0.013	239.2
22 55 Noah DETTWILER	SWI	CIP Green Power	KTM	1'47.936	11	16	3.048 0.404	239.7
23 7 Filippo FARIOLI	ITA	SIC58 Squadra Corse	HONDA	1'47.948	13	16	3.060 0.012	233.0
24 96 Daniel HOLGADO	SPA	Red Bull GASGAS Tech3	GASGAS	1'48.003	16	16	3.115 0.055	238.1
25 5 Tatchakorn BUASRI	THA	Honda Team Asia	HONDA	1'48.104	16	16	3.216 0.101	236.5
26 8 Eddie O'SHEA	GBR	FleetSafe Honda - MLav Racing	HONDA	1'48.807	15	15	3.919 0.703	236.5

Practice condition: Wet

Air: 18°

Humidity: 88%

Ground: 17°

Fastest Lap:	Lap: 14	David ALONSO	1'44.888	152.6 Km/h
Best Race Lap:	2014	Jack MILLER	1'36.302	166.2 Km/h
All-Time Lap Record:	2022	Ayumu SASAKI	1'35.854	167.0 Km/h

The results are provisional until the end of the limit for protest and appeals.

Time limit for protest expires 60' after publication of the results - Time:

These data/results cannot be reproduced, stored and/or transmitted in whole or in part by any manner of electronic, mechanical, photocopying, recording, broadcasting or otherwise now known or herein after developed without the previous express consent by the copyright owner, except for reproduction in daily press and regular printed publications on sale to the public within 60 days of the event related to those data/results and always provided that copyright symbol appears together as follows below.

© DORNA, 2024

QATAR AIRWAYS AUSTRALIAN MOTORCYCLE GRAND PRIX

Free Practice

Top Speed & Average

4



Rider

Nation

Motorcycle

Top 5 speeds

Average

Top

Rider	Nation	Motorcycle	Top 5 speeds					Average	Top
99 Jose Antonio RUEDA	SPA	KTM	242.4	241.3	240.2	240.2	239.2	240.2	242.4
80 David ALONSO	COL	CFMOTO	241.3	240.2	240.2	240.2	240.2	240.4	241.3
95 Collin VEIJER	NED	HUSQVARNA	241.3	240.8	240.2	239.7	239.7	240.2	241.3
6 Ryusei YAMANAKA	JPN	KTM	240.8	240.2	239.2	239.2	239.2	239.6	240.8
48 Ivan ORTOLA	SPA	KTM	240.8	239.2	238.6	238.6	238.1	239.1	240.8
55 Noah DETTWILER	SWI	KTM	239.7	239.2	238.6	238.1	238.1	238.7	239.7
64 David MUÑOZ	SPA	KTM	239.7	239.2	239.2	238.6	238.6	239.1	239.7
78 Joel ESTEBAN	SPA	CFMOTO	239.7	239.7	239.7	239.2	238.6	239.2	239.7
12 Jacob ROULSTONE	AUS	GASGAS	239.2	238.6	238.6	238.6	238.1	238.5	239.2
36 Angel PIQUERAS	SPA	HONDA	239.2	238.6	237.6	237.1	237.1	237.7	239.2
58 Luca LUNETTA	ITA	HONDA	239.2	238.6	238.6	238.1	238.1	238.4	239.2
82 Stefano NEPA	ITA	KTM	239.2	238.6	238.6	238.1	237.6	238.2	239.2
10 Nicola CARRARO	ITA	KTM	238.6	238.6	238.1	237.6	237.6	238.1	238.6
19 Scott OGDEN	GBR	HONDA	238.6	238.6	237.6	237.1	236.5	237.2	238.6
54 Riccardo ROSSI	ITA	KTM	238.6	238.6	238.6	237.6	237.1	237.8	238.6
72 Taiyo FURUSATO	JPN	HONDA	238.6	236.5	236.5	236.0	235.5	236.3	238.6
66 Joel KELSO	AUS	KTM	238.1	238.1	237.6	237.1	237.1	237.6	238.1
85 Xabi ZURUTUZA	SPA	KTM	238.1	235.0	234.5	233.5	233.0	234.8	238.1
96 Daniel HOLGADO	SPA	GASGAS	238.1	238.1	237.1	236.5	236.5	237.3	238.1
31 Adrian FERNANDEZ	SPA	HONDA	237.6	237.6	237.6	237.1	237.1	237.3	237.6
5 Tatchakorn BUASRI	THA	HONDA	236.5	236.0	235.5	235.0	234.5	235.1	236.5
8 Eddie O'SHEA	GBR	HONDA	236.5	236.5	236.5	235.0	235.0	235.9	236.5
22 David ALMANSA	SPA	HONDA	236.5	235.5	235.0	234.5	234.5	235.1	236.5
18 Matteo BERTELLE	ITA	HONDA	235.0	235.0	234.5	234.5	234.5	234.6	235.0
24 Tatsuki SUZUKI	JPN	HUSQVARNA	235.0	235.0	234.5	234.5	234.5	234.6	235.0
7 Filippo FARIOLI	ITA	HONDA	233.0	233.0	231.5	231.5	231.0	232.0	233.0

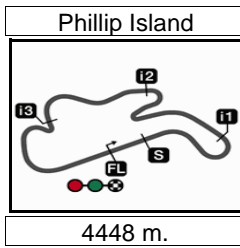
These data/results cannot be reproduced, stored and/or transmitted in whole or in part by any manner of electronic, mechanical, photocopying, recording, broadcasting or otherwise now known or herein after developed without the previous express consent by the copyright owner, except for reproduction in daily press and regular printed publications on sale to the public within 60 days of the event related to those data/results and always provided that copyright symbol appears together as follows below.

© DORNA, 2024

Official MotoGP Timing by TISSOT
www.motogp.com



Phillip Island, Friday, October 18, 2024



Results and timing service provided by TISSOT

Moto3™

QATAR AIRWAYS AUSTRALIAN MOTORCYCLE GRAND PRIX
Free Practice
Chronological Analysis of Performances

5

* Lap / Sector time cancelled T1 Time from finish line to 1st intermediate T3 Time from 2nd intermed. to 3rd intermed.
P Crossing the finish line in pit lane T2 Time from 1st intermed. to 2nd intermed. T4 Time from 3rd intermediate to finish line

Lap	Lap Time	T1	T2	T3	T4	Speed	Lap	Lap Time	T1	T2	T3	T4	Speed	
1st	80	David ALONSO CFMOTO Gaviota Asp COL						9	1'47.085	25.301	30.675	20.898	30.211	234.5
		Runs=2 Total laps=15 Full laps=12 Valid laps=10						10	1'49.868	25.677	31.852	21.029	31.310	234.5
1	5'13.113 *	40.402	35.696	22.846	32.076*		11	1'48.223	25.646	31.019	20.654	30.904	234.0	
2	1'51.930	27.184	32.841	21.295	30.610	234.5	12	1'46.638	25.623	30.670	20.579	29.766	234.5	
3	1'49.817 *	26.194	31.926*	21.398	30.299	239.2	13	1'46.258	25.486	30.699	20.457	29.616	235.0	
4	1'47.917	25.859	31.436	20.755	29.867	239.2	14	1'46.364	25.515	30.667	20.567	29.615	233.0	
5	1'47.592	25.602	31.477	20.616	29.897	240.2	15	1'45.643 P	26.657	32.673	21.523	24.790	235.0	
6	1'46.320	25.464	30.932	20.357	29.567	240.2	16	1'57.116	35.294	31.392	20.747	29.683		
7	1'45.391	25.308	30.629	20.193	29.261	240.2	17	1'45.456	25.384	30.497	20.232	29.343	234.5	
8	1'45.185	25.097	30.618	20.324	29.146	240.2	4th 82 Stefano NEPA LEVELUP - MTA ITA							
9	1'46.875	25.356	31.093	20.326	30.100	240.2		Runs=2 Total laps=17 Full laps=14 Valid laps=12						
10	1'45.555	25.015	30.887	20.346	29.307	239.7	1	3'45.895	39.348	36.245	22.731	32.061		
11	1'43.032 P	24.836	31.113	20.909	26.174	239.2	2	1'53.711	27.300	33.298	21.727	31.386	234.0	
12	1'59.368	37.685	31.585	20.493	29.605		3	1'49.625	26.375	32.090	21.014	30.146	237.6	
13	2'01.991 *	37.88*	34.100	20.578	29.430	238.6	4	1'51.784 *	25.759	32.461*	23.040	30.524	239.2	
14	1'44.888	25.202	30.458	20.099	29.129	237.6	5	1'48.185	25.803	31.607	20.764	30.011	237.1	
15	1'45.256	25.216	30.565	20.132	29.343	241.3	6	1'47.421	25.697	31.365	20.535	29.824	238.6	
2nd 36 Angel PIQUERAS Leopard Racing SPA							7	1'46.886	25.565	31.300	20.439	29.582	238.1	
		Runs=2 Total laps=15 Full laps=12 Valid laps=8						8	1'46.692	25.424	31.152	20.362	29.754	237.6
1	3'36.955	38.484	34.836	22.641	33.217		9	1'46.958	25.487	31.349	20.412	29.710	238.6	
2	1'52.146	27.482	32.142	21.526	30.996	231.5	10	1'47.219	25.570	31.124	20.496	30.029	237.1	
3	1'48.044	26.106	31.044	20.772	30.122	236.0	11	1'46.575	25.527	30.992	20.356	29.700	235.5	
4	1'46.975 *	25.823	30.913*	20.621	29.618	236.0	12	1'40.581 P	25.184	31.091	20.439	23.867	237.1	
5	1'55.838	25.816	38.607	21.283	30.132	235.0	13	2'04.581	39.566	33.812	21.113	30.090		
6	1'46.811	25.821	30.849	20.507	29.634	237.1	14	1'48.355 *	26.55*	31.539	20.268	29.993*	233.0	
7	1'46.043	25.403	30.507	20.544	29.589	237.1	15	1'46.207	25.477	30.985	20.216	29.529	231.5	
8	1'46.412	25.492	30.908	20.498	29.514	237.6	16	1'46.154	25.338	31.045	20.271	29.500	237.6	
9	1'45.937	25.319	30.662	20.302	29.654	237.1	17	1'45.705	25.162	30.921	20.208	29.414	237.1	
10	1'45.810 P	26.708	32.435	21.436	25.231	237.1	5th 95 Collin VEIJER Liqui Moly Husqvarna NED							
11	1'58.661	35.285	32.119	21.004	30.253			Runs=2 Total laps=16 Full laps=13 Valid laps=12						
12	1'48.041 *	25.81*	31.583	20.739	29.904*	235.0	1	3'47.523	37.429	34.422	22.002	32.244		
13	1'47.227 *	25.76*	31.401	20.525	29.532	235.5	2	1'51.681	26.839	32.503	21.455	30.884	234.5	
14	1'45.881 *	25.244	30.880*	20.406	29.351	238.6	3	1'49.218	26.231	31.967	20.718	30.302	237.6	
15	1'44.906	25.040	30.562	20.191	29.113	239.2	4	1'53.255 *	25.901	32.520*	23.986	30.848	239.2	
3rd 18 Matteo BERTELLE Kopron Rivacold Snip ITA							5	1'48.146	25.735	31.777	20.681	29.953	239.7	
		Runs=2 Total laps=17 Full laps=14 Valid laps=13						6	1'47.394	25.890	31.283	20.371	29.850	240.8
1	3'37.391	36.431	33.772	21.943	32.242		7	1'47.146	25.615	31.346	20.370	29.815	240.2	
2	1'51.882	27.249	32.421	21.312	30.900	231.5	8	1'46.735	25.483	31.017	20.501	29.734	239.2	
3	1'48.103	26.119	31.271	20.832	29.881	233.5	9	1'46.875	25.473	31.256	20.410	29.736	241.3	
4	1'47.379 *	25.791	31.242*	20.655	29.691	233.5	10	1'46.733	25.557	31.006	20.355	29.815	239.7	
5	1'47.286	25.540	31.082	20.835	29.829	234.5	11	1'46.747	25.717	30.949	20.382	29.699	238.6	
6	1'48.054	25.702	31.760	20.711	29.881	234.0	12	1'46.210	25.228	30.830	20.389	29.763	238.6	
7	1'46.793	25.590	30.999	20.516	29.688	234.5	13	1'42.835 P	25.478	31.030	20.370	25.957	237.6	
8	1'46.143	25.529	30.724	20.401	29.489	234.0	14	2'05.916	39.147	32.219	22.483	32.067		

Fastest Lap: David ALONSO CFMOTO Gaviota Asp COL **1'44.888** 25.202 30.458 20.099 29.129

These data/results cannot be reproduced, stored and/or transmitted in whole or in part by any manner of electronic, mechanical, photocopying, recording, broadcasting or otherwise now known or herein after developed without the previous express consent by the copyright owner, except for reproduction in daily press and regular printed publications on sale to the public within 60 days of the event related to those data/results and always provided that copyright symbol appears together as follows below.
© DORNA, 2024



Free Practice

Moto3

Lap	Lap Time	T1	T2	T3	T4	Speed	Lap	Lap Time	T1	T2	T3	T4	Speed
15	1'47.139	25.424	31.395	20.694	29.626	239.7	15	1'46.043	25.373	30.670	20.360	29.640	237.6
16	1'45.742	25.424	30.696	20.131	29.491	239.2	16	1'46.070	25.308	30.846	20.233	29.683	238.1
6th 31 Adrian FERNANDEZ Leopard Racing SPA Runs=2 Total laps=16 Full laps=13 Valid laps=11							17 1'53.931 * 30.35* 33.342 20.422 29.817 238.1 PIT 25.374 1'01.531 36.721 36.539 238.6						
1	3'29.576	38.627	36.407	23.242	33.148		9th 19 Scott OGDEN FleetSafe Honda - ML GBR Runs=2 Total laps=17 Full laps=14 Valid laps=12						
2	1'54.321	28.244	33.259	21.743	31.075	233.0	1	3'05.857	38.775	35.973	22.171	31.944	
3	1'51.913	27.461	32.347	21.412	30.693	236.5	2	1'55.316	27.916	34.151	22.159	31.090	228.6
4	1'49.491 *	26.485	31.896*	20.987	30.123	237.1	3	1'53.322	27.418	33.515	21.587	30.802	227.6
5	1'47.963	25.910	31.206	20.796	30.051	237.1	4	1'51.163 *	26.477	32.467*	21.702	30.517	236.5
6	1'47.182	25.759	31.109	20.653	29.661	237.1	5	1'43.540 P	26.349	31.878	21.151	24.162	238.6
7	1'46.834	25.530	30.991	20.664	29.649	237.1	6	2'00.406	35.954	32.620	21.362	30.470	
8	1'46.070	25.425	30.817	20.393	29.435	237.1	7	1'49.380	26.498	31.598	21.174	30.110	236.0
9	1'46.579	25.382	30.958	20.521	29.718	237.6	8	1'48.770	26.286	31.552	21.011	29.921	236.5
10	1'49.427	26.215	31.654	21.000	30.558	235.5	9	1'48.268	25.845	31.580	20.966	29.877	235.5
11	1'44.418 P	25.833	31.019	20.518	27.048	236.5	10	1'47.749	25.553	31.435	20.931	29.830	236.5
12	2'00.571	38.200	32.000	20.662	29.709		11	1'48.122	25.594	31.504	20.989	30.035	236.0
13	1'47.725 *	26.06*	31.190	20.470	30.003	237.6	12	1'47.210	25.468	31.336	20.757	29.649	236.5
14	1'47.160	25.994	30.987	20.461	29.718	235.0	13	1'46.864	25.341	31.152	20.683	29.688	236.5
15	1'46.367	25.752	30.721	20.377	29.517	236.5	14	1'54.042 *	27.33*	33.581	20.767	32.356	235.0
16	1'45.795	25.485	30.631	20.318	29.361	237.6	15	1'47.237	25.758	31.197	20.580	29.702	237.1
7th 64 David MUÑOZ BOE Motorsports SPA Runs=2 Total laps=15 Full laps=12 Valid laps=8							16 1'46.197 25.365 30.906 20.369 29.557 237.6 17 1'46.157 25.220 30.971 20.364 29.602 238.6						
1	3'29.990	37.988	36.022	23.090	32.438		10th 6 Ryusei YAMANAKA MT Helmets - MSI JPN Runs=1 Total laps=19 Full laps=18 Valid laps=17						
2	1'54.235 *	27.838	33.672	21.549	31.176*	231.5	1	2'55.953	40.014	35.748	22.660	32.165	
3	1'50.512	27.046	32.205	21.132	30.129	231.5	2	1'54.685	27.621	33.499	21.956	31.609	236.5
4	1'49.187 *	26.372	32.013*	20.901	29.901	239.2	3	1'53.783	27.130	33.152	21.812	31.689	240.8
5	1'47.540	25.831	31.445	20.645	29.619	238.6	4	1'52.237	27.059	32.521	21.521	31.136	239.2
6	1'47.632	25.798	31.634	20.641	29.559	239.7	5	1'50.948	26.588	32.441	21.183	30.736	237.6
7	1'47.263	25.883	30.971	20.516	29.893	238.6	6	1'49.669	26.286	31.883	21.072	30.428	239.2
8	1'45.978	25.686	30.706	20.285	29.301	235.5	7	1'48.983	26.289	31.618	20.884	30.192	238.1
9	1'46.278	25.320	30.853	20.256	29.849	239.2	8	1'48.302	26.096	31.506	20.905	29.795	236.0
10	1'50.320 P	25.478	35.424	21.518	27.900	237.1	9	1'47.451	25.776	31.175	20.748	29.752	239.2
11	2'00.786	37.228	32.356	20.925	30.277		10	1'48.162	26.080	31.282	20.828	29.972	240.2
12	1'48.507	26.576	31.916	20.424	29.591	235.0	11	1'47.562	25.927	31.079	20.696	29.860	237.1
13	1'47.165 *	26.08*	31.004	20.293	29.784	233.0	12	1'47.491	25.578	31.390	20.653	29.870	237.6
14	1'47.214 *	25.731	31.161*	20.466	29.856	235.5	13	1'47.057	25.626	31.204	20.537	29.690	237.1
15	1'47.348	25.464	30.857	21.151	29.876	234.5	14	1'49.603	25.511	31.780	21.416	30.896	237.1
8th 58 Luca LUNETTA SIC58 Squadra Corse ITA Runs=1 Total laps=17 Full laps=16 Valid laps=15							15 1'47.076 25.566 31.220 20.250 30.040 239.2 16 1'47.601 25.654 31.136 20.698 30.113 237.6 17 1'47.215 * 25.80* 31.291 20.596 29.526 236.5 18 1'46.476 25.626 31.057 20.366 29.427 238.1 19 1'46.347 25.498 30.997 20.361 29.491 238.6						
1	2'48.054	39.529	37.709	24.520	35.128		11th 72 Taiyo FURUSATO Honda Team Asia JPN Runs=2 Total laps=15 Full laps=12 Valid laps=10						
2	2'01.221	29.626	35.685	23.225	32.685	225.7	1	3'29.300	36.631	34.893	22.533	32.152	
3	1'54.805	27.871	33.367	21.804	31.763	234.0	2	1'52.995	27.167	33.089	21.543	31.196	235.0
4	1'51.087	26.580	32.365	21.481	30.661	237.6	3	1'50.627	26.951	32.263	21.115	30.298	232.0
5	1'50.422	26.741	32.185	21.205	30.291	236.5	4	1'48.871 *	26.178	31.797*	20.916	29.980	236.5
6	2'03.990	26.471	45.223	21.588	30.708	238.6	5	1'48.916	26.136	31.610	21.029	30.141	238.6
7	1'48.317	26.083	31.631	20.665	29.938	237.1	6	1'48.349	25.938	31.539	20.850	30.022	236.5
8	1'48.417	25.766	31.372	20.992	30.287	239.2	7	1'44.075 P	26.145	31.701	20.626	25.603	230.5
9	1'47.502	25.673	31.055	20.751	30.023	238.1							
10	1'47.417	25.651	31.308	20.638	29.820	237.6							
11	1'46.903	25.385	30.977	20.496	30.045	238.1							
12	1'46.314	25.371	30.691	20.317	29.935	237.6							
13	1'46.648	25.465	31.027	20.362	29.794	237.6							
14	1'46.112	25.189	30.757	20.539	29.627	237.1							

Fastest Lap: David ALONSO CFMOTO Gaviota Asp COL **1'44.888** 25.202 30.458 20.099 29.129

These data/results cannot be reproduced, stored and/or transmitted in whole or in part by any manner of electronic, mechanical, photocopying, recording, broadcasting or otherwise now known or herein after developed without the previous express consent by the copyright owner, except for reproduction in daily press and regular printed publications on sale to the public within 60 days of the event related to those data/results and always provided that copyright symbol appears together as follows below.
© DORNA, 2024

Free Practice

Moto3

Lap	Lap Time	T1	T2	T3	T4	Speed	Lap	Lap Time	T1	T2	T3	T4	Speed
8	2'00.119	36.209	32.167	21.361	30.382		5	1'49.290	26.270	31.775	21.042	30.203	238.6
9	1'48.712	26.220	31.638	20.709	30.145	234.0	6	1'48.207 *	26.039	31.248*	20.950	29.970	237.6
10	1'47.901	25.981	31.457	20.721	29.742	234.5	7	1'47.615	25.725	31.070	20.745	30.075	238.6
11	1'47.201	25.687	31.311	20.595	29.608	236.0	8	1'46.854	25.764	30.814	20.731	29.545	234.5
12	1'46.990	25.684	31.117	20.597	29.592	235.5	9	1'46.590	25.536	30.842	20.685	29.527	237.1
13	1'46.884 *	25.67*	30.943	20.506	29.761	235.5	10	1'49.131	26.195	31.368	21.317	30.251	237.1
14	1'46.776	25.783	30.953	20.474	29.566	234.0	11	1'44.425 P	25.894	31.186	20.886	26.459	234.0
15	1'46.360	25.529	31.020	20.382	29.429	235.5	12	2'07.511	42.804	32.633	21.460	30.614	
12th 24 Tatsuki SUZUKI Liqui Moly Husqvarna JPN Runs=2 Total laps=16 Full laps=13 Valid laps=10							13	1'48.697	26.159	31.699	20.936	29.903	232.5
1	3'28.764	38.523	36.329	23.297	31.963		14	1'50.046 *	26.40*	32.082	21.195	30.369	234.0
2	1'52.725	27.110	33.247	21.418	30.950	234.0	15	1'49.829	26.573	32.029	20.988	30.239	233.5
3	1'50.693	26.764	32.372	21.251	30.306	234.0	16	1'47.423	25.772	31.303	20.688	29.660	238.6
4	1'49.284 *	26.176	32.043*	20.930	30.135	234.5	15th 22 David ALMANSA Kopron Rivacold Snip SPA Runs=2 Total laps=15 Full laps=12 Valid laps=11						
5	1'51.896	26.042	32.561	21.198	32.095	234.0	1	3'07.745	39.345	35.205	22.373	32.202	
6	1'47.767	25.888	31.574	20.716	29.589	234.5	2	1'52.027	26.909	33.014	21.382	30.722	234.0
7	1'47.211	25.648	31.377	20.376	29.810	235.0	3	1'51.061	26.941	32.168	21.331	30.621	234.0
8	2'00.368 P	25.531	39.813	25.302	29.722	234.0	4	1'50.665 *	26.420	32.362*	21.354	30.529	233.5
9	2'02.260	38.125	32.434	20.810	30.891		5	1'49.030	26.089	31.840	21.016	30.085	234.5
10	1'48.132	25.847	31.476	20.752	30.057	234.5	6	1'48.331	25.907	31.541	20.752	30.131	234.0
11	1'47.351	25.492	31.466	20.672	29.721	234.5	7	1'47.429	25.566	31.119	20.771	29.973	234.0
12	1'47.012	25.479	31.357	20.500	29.676	234.5	8	1'46.663	25.425	30.800	20.399	30.039	234.0
13	1'46.779 *	25.57*	31.128	20.425	29.649	233.5	9	1'48.445	25.782	31.466	20.959	30.238	234.0
14	1'46.464 *	25.43*	31.193	20.325	29.509	235.0	10	1'51.308	25.953	31.589	21.169	32.597	234.5
15	1'46.483	25.452	31.150	20.367	29.514	234.5	11	1'49.193	25.442	32.654	21.063	30.034	234.5
16	1'48.731	25.299	31.071	20.535	31.826	233.5	12	1'43.783 P	25.822	31.855	21.071	25.035	235.0
13th 78 Joel ESTEBAN CFMOTO Gaviota Asp SPA Runs=1 Total laps=19 Full laps=18 Valid laps=16							13	2'02.828	38.453	32.516	21.251	30.608	
1	2'54.641	41.796	35.991	22.688	32.731		14	1'48.065	25.879	31.439	20.569	30.178	235.5
2	1'56.769	28.074	34.103	22.097	32.495	233.5	15	1'46.670	25.692	30.968	20.389	29.621	236.5
3	1'53.895	26.956	33.527	21.719	31.693	236.5	16th 66 Joel KELSO BOE Motorsports AUS Runs=2 Total laps=10 Full laps=7 Valid laps=4						
4	1'52.636 *	26.728	32.919*	21.547	31.442	238.6	1	5'52.427	39.697	34.311	22.378	32.854	
5	1'51.221	26.341	32.280	21.335	31.265	239.7	2	1'51.465	26.494	32.261	21.593	31.117	236.0
6	1'50.847	26.469	32.537	20.963	30.878	239.7	3	1'49.539 *	25.898	31.830*	21.249	30.562	237.1
7	1'48.995	25.839	31.580	20.772	30.804	238.1	4	1'47.460	25.559	31.195	20.616	30.090	237.1
8	1'48.038	25.660	31.327	20.732	30.319	239.7	5	1'46.717	25.270	30.953	20.539	29.955	238.1
9	1'47.658	25.554	31.253	20.546	30.305	238.6	6	1'46.726 P	25.582	32.871	21.999	26.274	238.1
10	1'47.391	25.500	31.320	20.482	30.089	238.6	7	2'05.532	39.441	33.733	21.494	30.864	
11	1'47.588	25.477	30.931	20.587	30.593	239.2	8	1'49.670 *	25.60*	32.461	21.229	30.380	236.5
12	1'47.412	25.622	30.941	20.637	30.212	237.1	9	1'47.107 *	25.375	31.261*	20.578	29.893	236.5
13	1'46.931	25.440	31.144	20.470	29.877	236.5	10	1'49.293	25.400	31.862	21.035	30.996	237.6
14	1'47.190	25.430	30.900	20.799	30.061	236.5	17th 48 Ivan ORTOLA MT Helmets - MSI SPA Runs=2 Total laps=14 Full laps=11 Valid laps=9						
15	1'49.487	25.455	32.265	21.182	30.585	236.0	1	3'29.996	38.848	37.027	22.882	32.877	
16	1'50.355	25.596	33.795	20.805	30.159	237.1	2	1'52.290	27.650	32.547	21.148	30.945	232.5
17	1'49.967 *	26.39*	31.323	20.702	31.546	236.5	3	1'50.614	26.819	32.053	21.076	30.666	234.5
18	1'49.516	25.604	30.975	20.914	32.023	236.5	4	1'49.383 *	26.434	31.948*	20.790	30.211	234.0
19	1'46.534	25.446	30.878	20.477	29.733	238.1	5	1'48.534	26.118	31.340	20.977	30.099	238.6
14th 54 Riccardo ROSSI CIP Green Power ITA Runs=2 Total laps=16 Full laps=13 Valid laps=10							6	1'51.449	25.929	31.569	23.012	30.939	238.6
1	3'04.446	39.393	36.327	22.940	32.930		7	1'46.813	25.742	30.928	20.118	30.025	240.8
2	1'54.539	27.837	33.159	21.734	31.809	229.5	8	1'47.438	25.778	30.968	20.429	30.263	238.1
3	1'53.443	27.527	33.343	21.767	30.806	228.1	9	1'49.247	26.279	31.234	20.761	30.973	237.1
4	1'51.069 *	26.792	32.550*	21.244	30.483	237.1	10	1'45.735 P	27.009	31.894	21.384	25.448	239.2

Fastest Lap: David ALONSO CFMOTO Gaviota Asp COL **1'44.888** 25.202 30.458 20.099 29.129

These data/results cannot be reproduced, stored and/or transmitted in whole or in part by any manner of electronic, mechanical, photocopying, recording, broadcasting or otherwise now known or herein after developed without the previous express consent by the copyright owner, except for reproduction in daily press and regular printed publications on sale to the public within 60 days of the event related to those data/results and always provided that copyright symbol appears together as follows below.
© DORNA, 2024

Free Practice

Moto3

Lap	Lap Time	T1	T2	T3	T4	Speed	Lap	Lap Time	T1	T2	T3	T4	Speed
11	2'00.033	36.234	32.176	21.041	30.582		2	2'00.982	29.747	35.382	23.256	32.597	232.0
12	1'49.118 *	26.38*	31.581	20.805	30.345	235.0	3	1'55.541	28.012	33.405	21.744	32.380	234.5
13	1'47.691	25.922	31.133	20.560	30.076	234.5	4	1'52.985	26.985	32.572	21.709	31.719	238.1
14	1'47.920	25.680	31.140	20.654	30.446	236.0	5	1'51.697	26.632	32.578	21.275	31.212	238.1

18th 10 Nicola CARRARO LEVELUP - MTA ITA
 Runs=2 Total laps=16 Full laps=13 Valid laps=10

1	3'05.175	41.192	35.206	22.480	32.192	
2	1'54.262	28.001	33.273	21.586	31.402	229.5
3	1'52.307	27.444	32.489	21.392	30.982	238.6
4	1'51.062 *	26.818	32.569*	21.103	30.572	235.5
5	1'50.047	26.633	32.363	20.996	30.055	237.1
6	1'48.927 *	26.388	31.638*	20.814	30.087	227.1
7	1'48.851	26.033	31.686	20.690	30.442	237.6
8	1'47.416	26.054	31.028	20.410	29.924	238.6
9	1'47.117	25.877	31.153	20.482	29.605	237.6
10	2'15.733 P	52.310	34.323	21.951	27.149	238.1
11	2'06.265	39.403	33.719	21.611	31.532	
12	1'53.849	28.588	33.082	21.357	30.822	231.5
13	1'52.003	26.937	33.114	21.424	30.528	234.5
14	1'50.489 *	26.83*	32.170	20.947	30.540	236.5
15	1'49.574	26.549	31.551	21.026	30.448	236.0
16	1'48.985	26.336	31.422	20.808	30.419	237.1

19th 85 Xabi ZURUTUZA Red Bull KTM Ajo SPA
 Runs=2 Total laps=7 Full laps=4 Valid laps=3

1	3'00.333	36.742	32.605	21.336	31.133	
2	1'50.091	26.572	31.698	20.893	30.928	233.5
3	1'50.774 *	26.649	31.651	21.699	30.775*	238.1
4	4'44.042 P	26.230	3'26.639	25.559	25.614	233.0
5	1'58.657	35.828	31.444	20.714	30.671	
6	1'48.315	25.961	31.409	20.715	30.230	234.5
7	1'47.352	25.716	31.042	20.437	30.157	235.0

20th 99 Jose Antonio RUED Red Bull KTM Ajo SPA
 Runs=2 Total laps=16 Full laps=13 Valid laps=10

1	3'04.585	40.703	35.000	22.524	32.670	
2	1'54.439	28.041	33.120	21.651	31.627	230.5
3	1'52.649	27.157	32.857	21.485	31.150	232.5
4	1'51.023 *	26.679	32.420*	21.232	30.692	237.6
5	1'50.057	26.539	32.091	21.032	30.395	239.2
6	1'48.988 *	26.224	31.617*	20.923	30.224	241.3
7	1'48.333	25.868	31.606	20.734	30.125	242.4
8	1'47.734	25.990	31.267	20.539	29.938	240.2
9	1'48.199	26.333	31.273	20.527	30.066	240.2
10	1'49.636	27.590	31.381	20.506	30.159	239.2
11	1'47.752	25.873	31.145	20.559	30.175	239.2
12	1'48.059	26.041	31.169	20.704	30.145	237.6
13	1'43.551 P	26.180	31.499	20.944	24.928	237.1
14	2'07.483	44.777	31.826	20.725	30.155	
15	1'47.519	25.979	31.221	20.476	29.843	237.1
16	1'47.479 *	25.817	31.308	20.419	29.935*	238.1

21st 12 Jacob ROULSTONE Red Bull GASGAS Te AUS
 Runs=2 Total laps=15 Full laps=12 Valid laps=11

1	2'47.744	43.474	39.791	25.476	35.332	
---	----------	--------	--------	--------	--------	--

22nd 55 Noah DETTWILER CIP Green Power SWI
 Runs=2 Total laps=16 Full laps=13 Valid laps=7

1	3'00.446	42.354	37.179	24.021	33.972	
2	1'58.875	29.134	34.238	22.773	32.730	230.0
3	1'54.789	27.936	33.331	21.985	31.537	233.5
4	1'52.095 *	26.746	32.863*	21.704	30.782	236.5
5	1'50.478 *	26.497	31.965	21.303	30.713*	238.1
6	1'50.636 *	26.379	32.151*	21.403	30.703	237.1
7	1'49.771 *	26.213	31.672	21.108	30.778*	236.5
8	1'49.471	26.279	31.482	21.133	30.577	235.5
9	1'48.479	26.253	31.329	20.753	30.144	239.2
10	1'48.315	25.995	31.501	20.747	30.072	239.7
11	1'47.936	26.000	31.144	20.909	29.883	238.1
12	1'43.746 P	26.017	31.558	21.175	24.996	238.6
13	2'02.239	37.543	32.670	21.271	30.755	
14	1'49.171 *	26.47*	31.539	20.948	30.211	233.0
15	1'48.879 *	26.085	31.701*	20.872	30.221	234.5
16	1'48.445	26.163	31.412	20.783	30.087	234.5

23rd 7 Filippo FARIOLI SIC58 Squadra Corse ITA
 Runs=2 Total laps=16 Full laps=13 Valid laps=12

1	2'55.886	39.866	35.396	23.353	32.288	
2	1'54.330	27.862	33.209	21.917	31.342	226.6
3	1'53.356 *	27.373	33.055	21.809	31.119*	231.5
4	1'50.483	26.743	31.834	21.533	30.373	230.0
5	1'50.216	26.521	31.787	21.490	30.418	233.0
6	1'49.840	26.403	31.799	21.339	30.299	231.5
7	2'03.690	26.141	31.403	21.093	45.053	230.5
8	1'53.283	31.079	31.290	20.935	29.979	169.0
9	1'48.489	26.142	31.515	20.889	29.943	231.0
10	1'52.433	27.706	33.179	21.038	30.510	233.0
11	1'48.885	26.182	31.375	21.066	30.262	230.5
12	1'48.176	25.916	30.996	20.804	30.460	229.0
13	1'47.948	25.883	31.173	20.921	29.971	229.5
14	1'49.395	26.001	31.383	21.019	30.992	229.0
15	1'41.123 P	26.072	31.468	21.033	22.550	228.1
16	2'02.231	36.671	33.848	20.806	30.906	

24th 96 Daniel HOLGADO Red Bull GASGAS Te SPA
 Runs=2 Total laps=16 Full laps=13 Valid laps=12

1	2'52.513	39.492	35.358	22.473	32.124	
---	----------	--------	--------	--------	--------	--

Fastest Lap: David ALONSO CFMOTO Gaviota Asp COL **1'44.888** 25.202 30.458 20.099 29.129

These data/results cannot be reproduced, stored and/or transmitted in whole or in part by any manner of electronic, mechanical, photocopying, recording, broadcasting or otherwise now known or herein after developed without the previous express consent by the copyright owner, except for reproduction in daily press and regular printed publications on sale to the public within 60 days of the event related to those data/results and always provided that copyright symbol appears together as follows below.
 © DORNA, 2024



Free Practice

Moto3

Lap	Lap Time	T1	T2	T3	T4	Speed	Lap	Lap Time	T1	T2	T3	T4	Speed
2	1'55.438	27.462	33.827	22.331	31.818	234.0							
3	1'53.620	27.265	33.252	21.998	31.105	234.0							
4	1'52.210	26.678	32.680	21.823	31.029	236.5							
5	1'50.953	26.988	32.157	21.285	30.523	235.0							
6	1'50.091	26.463	31.991	21.168	30.469	238.1							
7	1'48.885	26.146	31.337	21.036	30.366	238.1							
8	1'49.330	26.318	31.567	21.124	30.321	235.5							
9	1'48.835	26.101	31.477	20.876	30.381	236.0							
10	1'54.845	28.742	32.050	21.486	32.567	236.5							
11	1'47.487 P	26.706	32.562	22.916	25.303	237.1							
12	2'03.424	37.735	33.376	21.538	30.775								
13	1'50.430	26.261	31.954	21.169	31.046	234.5							
14	1'52.210 *	28.66*	31.910	21.234	30.399	236.0							
15	1'48.534	26.128	31.459	20.895	30.052	234.5							
16	1'48.003	25.901	31.244	20.739	30.119	236.0							

25th **5** **Tatchakorn BUASRI** Honda Team Asia THA
 Runs=2 Total laps=16 Full laps=13 Valid laps=11

1	3'06.693	39.771	35.997	22.401	31.818								
2	1'53.076	27.402	33.068	21.646	30.960	233.0							
3	1'53.031	27.463	32.845	21.756	30.967	234.5							
4	1'51.332 *	26.626	32.803*	21.274	30.629	236.5							
5	1'50.048	26.402	32.120	21.123	30.403	235.0							
6	1'49.088 *	26.241	31.781*	20.914	30.152	235.5							
7	1'48.958	26.056	31.541	20.869	30.492	236.0							
8	1'51.507	26.232	33.365	21.609	30.301	234.5							
9	1'50.575	26.114	32.805	21.408	30.248	234.0							
10	1'48.320	25.970	31.489	20.824	30.037	234.5							
11	1'48.380	25.947	31.210	21.053	30.170	234.5							
12	1'52.177	26.022	33.969	21.221	30.965	233.0							
13	1'47.273 P	26.235	33.710	22.383	24.945	230.0							
14	2'01.082	36.931	32.375	21.307	30.469								
15	1'50.088	26.169	32.156	21.632	30.131	230.5							
16	1'48.104	25.849	31.152	20.967	30.136	234.0							

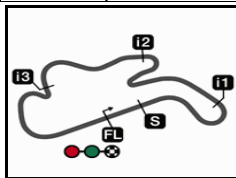

26th **8** **Eddie O'SHEA** FleetSafe Honda - ML GBR
 Runs=2 Total laps=15 Full laps=12 Valid laps=11

1	2'57.619	42.386	36.613	23.915	34.060								
2	2'01.674	29.155	35.220	23.403	33.896	229.0							
3	1'58.697	28.373	34.602	22.565	33.157	230.0							
4	1'54.543 P	28.482	35.377*	23.347	27.337	234.0							
5	2'10.761	41.114	34.291	22.572	32.784								
6	1'56.057	28.099	33.608	21.951	32.399	234.0							
7	1'53.771	27.491	33.009	21.708	31.563	234.5							
8	1'52.905	26.961	33.065	21.538	31.341	235.0							
9	1'51.848	26.827	32.630	21.352	31.039	234.5							
10	1'51.399	26.675	32.348	21.340	31.036	235.0							
11	1'51.889	26.781	32.797	21.330	30.981	236.5							
12	1'50.174	26.611	32.031	21.093	30.439	234.0							
13	1'50.282 *	26.46*	32.005	21.210	30.598	236.5							
14	1'49.745	26.438	31.898	20.977	30.432	234.0							
15	1'48.807	26.130	31.591	20.896	30.190	236.5							

Fastest Lap: David ALONSO CFMOTO Gaviota Asp COL **1'44.888** 25.202 30.458 20.099 29.129

These data/results cannot be reproduced, stored and/or transmitted in whole or in part by any manner of electronic, mechanical, photocopying, recording, broadcasting or otherwise now known or herein after developed without the previous express consent by the copyright owner, except for reproduction in daily press and regular printed publications on sale to the public within 60 days of the event related to those data/results and always provided that copyright symbol appears together as follows below.
 © DORNA, 2024

Phillip Island

Results and timing service provided by 

4448 m.

QATAR AIRWAYS AUSTRALIAN MOTORCYCLE GRAND PRIX

Free Practice

Best Partial Times

Moto3™

IT Ideal Lap Time, sum of the best partial times


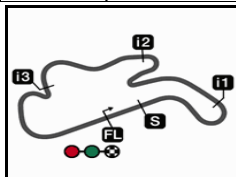
BT Best Lap Time

T1		T2		T3		T4				IT		BT	
Pos	Rider	Time	Rider	Time	Rider	Time	Rider	Time	Pos	Rider	IT	BT	
1	D.ALONSO	24.836	D.ALONSO	30.458	D.ALONSO	20.099	A.PIQUERAS	29.113	1	D.ALONSO	1'44.522	1'44.888	(1)
2	A.PIQUERAS	25.040	M.BERTELLE	30.497	I.ORTOLA	20.118	D.ALONSO	29.129	2	A.PIQUERAS	1'44.851	1'44.906	(2)
3	S.NEPA	25.162	A.PIQUERAS	30.507	C.VEIJER	20.131	D.MUÑOZ	29.301	3	M.BERTELLE	1'45.373	1'45.456	(3)
4	L.LUNETTA	25.189	A.FERNANDEZ	30.631	A.PIQUERAS	20.191	M.BERTELLE	29.343	4	C.VEIJER	1'45.546	1'45.742	(5)
5	S.OGDEN	25.220	L.LUNETTA	30.670	S.NEPA	20.208	A.FERNANDEZ	29.361	5	D.MUÑOZ	1'45.583	1'45.978	(7)
6	C.VEIJER	25.228	C.VEIJER	30.696	M.BERTELLE	20.232	S.NEPA	29.414	6	A.FERNANDEZ	1'45.692	1'45.795	(6)
7	J.KELSO	25.270	D.MUÑOZ	30.706	L.LUNETTA	20.233	R.YAMANAKA	29.427	7	S.NEPA	1'45.705	1'45.705	(4)
8	T.SUZUKI	25.299	D.ALMANSA	30.800	R.YAMANAKA	20.250	T.FURUSATO	29.429	8	L.LUNETTA	1'45.719	1'46.043	(8)
9	M.BERTELLE	25.301	R.ROSSI	30.814	D.MUÑOZ	20.256	C.VEIJER	29.491	9	S.OGDEN	1'46.047	1'46.157	(9)
10	D.MUÑOZ	25.320	J.ESTEBAN	30.878	A.FERNANDEZ	20.318	T.SUZUKI	29.509	10	R.YAMANAKA	1'46.172	1'46.347	(10)
11	A.FERNANDEZ	25.382	S.OGDEN	30.906	T.SUZUKI	20.325	R.ROSSI	29.527	11	T.SUZUKI	1'46.204	1'46.483	(12)
12	D.ALMANSA	25.425	S.NEPA	30.921	S.OGDEN	20.364	S.OGDEN	29.557	12	D.ALMANSA	1'46.235	1'46.663	(15)
13	J.ESTEBAN	25.430	I.ORTOLA	30.928	T.FURUSATO	20.382	N.CARRARO	29.605	13	T.FURUSATO	1'46.283	1'46.360	(11)
14	R.YAMANAKA	25.498	T.FURUSATO	30.943	D.ALMANSA	20.389	D.ALMANSA	29.621	14	J.ESTEBAN	1'46.511	1'46.534	(13)
15	T.FURUSATO	25.529	J.KELSO	30.953	N.CARRARO	20.410	L.LUNETTA	29.627	15	R.ROSSI	1'46.562	1'46.590	(14)
16	R.ROSSI	25.536	F.FARIOLI	30.996	J.RUEDA	20.419	J.ESTEBAN	29.733	16	J.KELSO	1'46.655	1'46.717	(16)
17	I.ORTOLA	25.680	R.YAMANAKA	30.997	X.ZURUTUZA	20.437	J.RUEDA	29.843	17	I.ORTOLA	1'46.751	1'46.813	(17)
18	X.ZURUTUZA	25.716	J.ROULSTONE	31.018	J.ESTEBAN	20.470	N.DETTWILER	29.883	18	N.CARRARO	1'46.920	1'47.117	(18)
19	J.RUEDA	25.817	N.CARRARO	31.028	J.ROULSTONE	20.495	J.KELSO	29.893	19	J.RUEDA	1'47.224	1'47.519	(20)
20	T.BUASRI	25.849	X.ZURUTUZA	31.042	J.KELSO	20.539	F.FARIOLI	29.943	20	X.ZURUTUZA	1'47.352	1'47.352	(19)
21	N.CARRARO	25.877	T.SUZUKI	31.071	R.ROSSI	20.685	I.ORTOLA	30.025	21	J.ROULSTONE	1'47.532	1'47.532	(21)
22	F.FARIOLI	25.883	N.DETTWILER	31.144	D.HOLGADO	20.739	T.BUASRI	30.037	22	F.FARIOLI	1'47.626	1'47.948	(23)
23	D.HOLGADO	25.901	J.RUEDA	31.145	N.DETTWILER	20.747	D.HOLGADO	30.052	23	N.DETTWILER	1'47.769	1'47.936	(22)
24	J.ROULSTONE	25.914	T.BUASRI	31.152	F.FARIOLI	20.804	J.ROULSTONE	30.105	24	T.BUASRI	1'47.862	1'48.104	(25)

These data/results cannot be reproduced, stored and/or transmitted in whole or in part by any manner of electronic, mechanical, photocopying, recording, broadcasting or otherwise now known or herein after developed without the previous express consent by the copyright owner, except for reproduction in daily press and regular printed publications on sale to the public within 60 days of the event related to those data/results and always provided that copyright symbol appears together as follows below.
© DORNA, 2024

Official MotoGP Timing by 
www.motogp.com

Phillip Island

Results and timing service provided by  TISSOT

4448 m.

QATAR AIRWAYS AUSTRALIAN MOTORCYCLE GRAND PRIX

Free Practice

Best Partial Times

Moto3™

IT Ideal Lap Time, sum of the best partial times*BT* Best Lap Time


<i>T1</i>		<i>T2</i>		<i>T3</i>		<i>T4</i>				<i>IT</i>	<i>BT</i>	
<i>Pos</i>	<i>Rider</i>	<i>Time</i>	<i>Rider</i>	<i>Time</i>	<i>Rider</i>	<i>Time</i>	<i>Rider</i>	<i>Time</i>	<i>Pos</i>	<i>Rider</i>		
25	N.DETTWILER	25.995	D.HOLGADO	31.244	T.BUASRI	20.824	X.ZURUTUZA	30.157	25	D.HOLGADO	1'47.936	1'48.003 (24)
26	E.O'SHEA	26.130	E.O'SHEA	31.591	E.O'SHEA	20.896	E.O'SHEA	30.190	26	E.O'SHEA	1'48.807	1'48.807 (26)

These data/results cannot be reproduced, stored and/or transmitted in whole or in part by any manner of electronic, mechanical, photocopying, recording, broadcasting or otherwise now known or herein after developed without the previous express consent by the copyright owner, except for reproduction in daily press and regular printed publications on sale to the public within 60 days of the event related to those data/results and always provided that copyright symbol appears together as follows below.
© DORNA, 2024

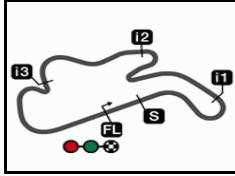
Official MotoGP Timing by TISSOT
www.motogp.com



Phillip Island

Results and timing service provided by 

Moto3™



4448 m.

QATAR AIRWAYS AUSTRALIAN MOTORCYCLE GRAND PRIX

Free Practice

Fastest Laps Sequence

<i>Practice Time</i>	 <i>Rider</i>	<i>Nation</i>	<i>Motorcycle</i>	<i>Time</i>	<i>Km/h</i>	<i>Rider's Lap</i>
4'47.951	96 Daniel HOLGADO	SPA	GASGAS	1'55.438	138.7	2
4'50.216	7 Filippo FARIOLI	ITA	HONDA	1'54.330	140.0	2
4'50.424	85 Xabi ZURUTUZA	SPA	KTM	1'50.091	145.4	2
7'17.145	36 Angel PIQUERAS	SPA	HONDA	1'48.044	148.2	3
10'42.777	80 David ALONSO	COL	CFMOTO	1'47.917	148.3	4
10'51.464	64 David MUÑOZ	SPA	KTM	1'47.540	148.9	5
10'52.041	18 Matteo BERTELLE	ITA	HONDA	1'47.286	149.2	5
12'40.446	31 Adrian FERNANDEZ	SPA	HONDA	1'47.182	149.3	6
12'46.769	36 Angel PIQUERAS	SPA	HONDA	1'46.811	149.9	6
13'07.608	66 Joel KELSO	AUS	KTM	1'46.717	150.0	5
14'16.689	80 David ALONSO	COL	CFMOTO	1'46.320	150.6	6
14'32.812	36 Angel PIQUERAS	SPA	HONDA	1'46.043	151.0	7
16'02.080	80 David ALONSO	COL	CFMOTO	1'45.391	151.9	7
17'47.265	80 David ALONSO	COL	CFMOTO	1'45.185	152.2	8
33'45.548	80 David ALONSO	COL	CFMOTO	1'44.888	152.6	14

These data/results cannot be reproduced, stored and/or transmitted in whole or in part by any manner of electronic, mechanical, photocopying, recording, broadcasting or otherwise now known or herein after developed without the previous express consent by the copyright owner, except for reproduction in daily press and regular printed publications on sale to the public within 60 days of the event related to those data/results and always provided that copyright symbol appears together as follows below.

© DORNA, 2024

Official MotoGP Timing by TISSOT
www.motogp.com



Phillip Island, Friday, October 18, 2024