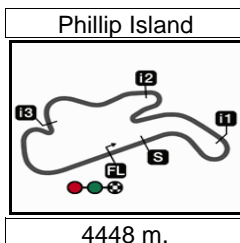


QATAR AIRWAYS AUSTRALIAN MOTORCYCLE GRAND PRIX

Free Practice
Classification

3



Rider	Nation	Team	Motorcycle	Time	Lap	Total	Gap	Top Speed
1 44 Aron CANET	SPA	Fantic Racing	KALEX	1'41.620	10	10		287.4
2 34 Mario AJI	INA	IDEMITSU Honda Team Asia	KALEX	1'41.661	16	19	0.041 0.041	285.1
3 21 Alonso LOPEZ	SPA	Beta Tools SpeedUp	BOSCOSCURO	1'41.772	13	16	0.152 0.111	285.1
4 14 Tony ARBOLINO	ITA	Elf Marc VDS Racing Team	KALEX	1'41.894	10	17	0.274 0.122	285.9
5 79 Ai OGURA	JPN	MT Helmets - MSI	BOSCOSCURO	1'41.907	13	14	0.287 0.013	288.9
6 53 Deniz ÖNCÜ	TUR	Red Bull KTM Ajo	KALEX	1'42.276	15	18	0.656 0.369	288.1
7 96 Jake DIXON	GBR	CFMOTO Inde Aspar Team	KALEX	1'42.392	9	14	0.772 0.116	286.6
8 54 Fermin ALDEGUER	SPA	Beta Tools SpeedUp	BOSCOSCURO	1'42.414	10	16	0.794 0.022	287.4
9 28 Izan GUEVARA	SPA	CFMOTO Inde Aspar Team	KALEX	1'42.638	13	17	1.018 0.224	289.7
10 16 Joe ROBERTS	USA	OnlyFans American Racing Team	KALEX	1'43.014	16	19	1.394 0.376	282.1
11 81 Senna AGIUS	AUS	Liqui Moly Husqvarna Intact GP	KALEX	1'43.264	12	18	1.644 0.250	285.1
12 15 Darryn BINDER	RSA	Liqui Moly Husqvarna Intact GP	KALEX	1'43.406	15	18	1.786 0.142	286.6
13 71 Dennis FOGGIA	ITA	Italtrans Racing Team	KALEX	1'43.408	13	15	1.788 0.002	285.9
14 11 Alex ESCRIG	SPA	KLINT Forward Factory Team	FORWARD	1'43.408	12	16	1.788	283.6
15 24 Marcos RAMIREZ	SPA	OnlyFans American Racing Team	KALEX	1'43.436	19	19	1.816 0.028	283.6
16 10 Diogo MOREIRA	BRA	Italtrans Racing Team	KALEX	1'43.704	13	13	2.084 0.268	283.6
17 22 Ayumu SASAKI	JPN	Yamaha VR46 Master Camp Team	KALEX	1'43.773	10	12	2.153 0.069	285.9
18 7 Barry BALTUS	BEL	RW-Idrofoglia Racing GP	KALEX	1'43.815	13	21	2.195 0.042	282.1
19 3 Sergio GARCIA	SPA	MT Helmets - MSI	BOSCOSCURO	1'44.101	13	15	2.481 0.286	283.6
20 29 Harrison VOIGHT	AUS	Preicanos Racing Team	KALEX	1'44.596	14	18	2.976 0.495	278.5
21 75 Albert ARENAS	SPA	Gresini Moto2	KALEX	1'44.813	16	16	3.193 0.217	284.4
22 18 Manuel GONZALEZ	SPA	Gresini Moto2	KALEX	1'44.867	7	13	3.247 0.054	284.4
23 20 Xavi CARDELUS	AND	Fantic Racing	KALEX	1'44.881	15	18	3.261 0.014	282.9
24 84 Zonta VD GOORBERGH	NED	RW-Idrofoglia Racing GP	KALEX	1'44.894	13	17	3.274 0.013	280.0
25 12 Filip SALAC	CZE	Elf Marc VDS Racing Team	KALEX	1'45.009	12	18	3.389 0.115	284.4
26 52 Jeremy ALCOBA	SPA	Yamaha VR46 Master Camp Team	KALEX	1'45.095	16	20	3.475 0.086	282.1
27 43 Xavier ARTIGAS	SPA	KLINT Forward Factory Team	FORWARD	1'45.110	8	16	3.490 0.015	281.4
28 5 Jaume MASIA	SPA	Preicanos Racing Team	KALEX	1'45.656	7	12	4.036 0.546	282.1
29 13 Celestino VIETTI	ITA	Red Bull KTM Ajo	KALEX	1'48.023	3	5	6.403 2.367	283.6

Practice condition: Wet

Air: 19°

Humidity: 87%

Ground: 19°

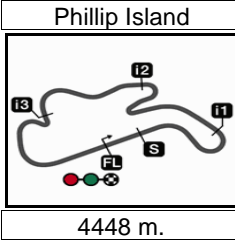
Fastest Lap:	Lap: 10	Aron CANET	1'41.620	157.5 Km/h
Best Race Lap:	2019	Thomas LUTHI	1'32.609	172.9 Km/h
All-Time Lap Record:	2023	Fermin ALDEGUER	1'31.888	174.2 Km/h

The results are provisional until the end of the limit for protest and appeals.

Time limit for protest expires 60' after publication of the results - Time:

These data/results cannot be reproduced, stored and/or transmitted in whole or in part by any manner of electronic, mechanical, photocopying, recording, broadcasting or otherwise now known or herein after developed without the previous express consent by the copyright owner, except for reproduction in daily press and regular printed publications on sale to the public within 60 days of the event related to those data/results and always provided that copyright symbol appears together as follows below.

© DORNA, 2024



QATAR AIRWAYS AUSTRALIAN MOTORCYCLE GRAND PRIX

Free Practice

Top Speed & Average

4



Rider	Nation	Motorcycle	Top 5 speeds					Average	Top
28 Izan GUEVARA	SPA	KALEX	289.7	288.9	288.1	288.1	287.4	288.3	289.7
79 Ai OGURA	JPN	BOSCOSCURO	288.9	288.1	288.1	287.4	287.4	287.8	288.9
53 Deniz ÖNCÜ	TUR	KALEX	288.1	288.1	288.1	287.4	287.4	287.8	288.1
44 Aron CANET	SPA	KALEX	287.4	286.6	285.1	284.4	282.9	285.3	287.4
54 Fermin ALDEGUER	SPA	BOSCOSCURO	287.4	285.9	285.9	285.9	285.1	285.7	287.4
15 Darryn BINDER	RSA	KALEX	286.6	285.9	285.9	285.1	285.1	285.6	286.6
96 Jake DIXON	GBR	KALEX	286.6	284.4	283.6	283.6	282.9	284.2	286.6
14 Tony ARBOLINO	ITA	KALEX	285.9	285.1	285.1	283.6	283.6	284.3	285.9
22 Ayumu SASAKI	JPN	KALEX	285.9	285.1	285.1	284.4	283.6	284.8	285.9
71 Dennis FOGGIA	ITA	KALEX	285.9	285.9	285.9	285.1	285.1	285.6	285.9
21 Alonso LOPEZ	SPA	BOSCOSCURO	285.1	285.1	284.4	284.4	283.6	284.3	285.1
34 Mario AJI	INA	KALEX	285.1	284.4	284.4	283.6	283.6	284.2	285.1
81 Senna AGIUS	AUS	KALEX	285.1	285.1	285.1	284.4	284.4	284.8	285.1
12 Filip SALAC	CZE	KALEX	284.4	284.4	283.6	282.9	282.9	283.4	284.4
18 Manuel GONZALEZ	SPA	KALEX	284.4	284.4	284.4	283.6	282.9	283.9	284.4
75 Albert ARENAS	SPA	KALEX	284.4	284.4	283.6	283.6	282.9	283.8	284.4
3 Sergio GARCIA	SPA	BOSCOSCURO	283.6	282.9	282.9	282.9	281.4	282.4	283.6
10 Diogo MOREIRA	BRA	KALEX	283.6	282.9	282.1	282.1	281.4	282.3	283.6
11 Alex ESCRIG	SPA	FORWARD	283.6	282.9	282.9	282.1	282.1	282.7	283.6
13 Celestino VIETTI	ITA	KALEX	283.6	268.8	268.8	246.8		267.0	283.6
24 Marcos RAMIREZ	SPA	KALEX	283.6	282.9	282.9	282.1	282.1	282.6	283.6
20 Xavi CARDELUS	AND	KALEX	282.9	280.7	280.7	280.7	280.0	280.7	282.9
5 Jaume MASIA	SPA	KALEX	282.1	281.4	281.4	281.4	281.4	281.5	282.1
7 Barry BALTUS	BEL	KALEX	282.1	282.1	280.7	280.7	280.7	281.2	282.1
16 Joe ROBERTS	USA	KALEX	282.1	282.1	281.4	280.7	280.7	281.2	282.1
52 Jeremy ALCOBA	SPA	KALEX	282.1	280.7	280.7	280.7	280.0	280.7	282.1
43 Xavier ARTIGAS	SPA	FORWARD	281.4	280.0	280.0	280.0	279.2	279.9	281.4
84 Zonta VD GOORBERGH	NED	KALEX	280.0	280.0	280.0	280.0	280.0	280.0	280.0
29 Harrison VOIGHT	AUS	KALEX	278.5	277.8	277.8	277.1	275.7	277.4	278.5

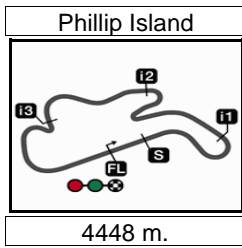
These data/results cannot be reproduced, stored and/or transmitted in whole or in part by any manner of electronic, mechanical, photocopying, recording, broadcasting or otherwise now known or herein after developed without the previous express consent by the copyright owner, except for reproduction in daily press and regular printed publications on sale to the public within 60 days of the event related to those data/results and always provided that copyright symbol appears together as follows below.

© DORNA, 2024

Official MotoGP Timing by TISSOT
www.motogp.com



Phillip Island, Friday, October 18, 2024



Results and timing service provided by **TISSOT**

Moto2™

QATAR AIRWAYS AUSTRALIAN MOTORCYCLE GRAND PRIX

Free Practice

Chronological Analysis of Performances

5

* Lap / Sector time cancelled T1 Time from finish line to 1st intermediate T3 Time from 2nd intermed. to 3rd intermed.
P Crossing the finish line in pit lane T2 Time from 1st intermed. to 2nd intermed. T4 Time from 3rd intermediate to finish line

Lap	Lap Time	T1	T2	T3	T4	Speed	Lap	Lap Time	T1	T2	T3	T4	Speed	
1st 44 Aron CANET Fantic Racing SPA							8	1'59.001	37.831	31.791	20.420	28.959		
Runs=1 Total laps=10 Full laps=9 Valid laps=9							9	1'44.128 *	24.851	30.287*	20.049	28.941	282.9	
1	3'42.868	38.713	35.417	22.124	31.376		10	1'43.216	24.582	30.063	19.860	28.711	283.6	
2	1'49.365	26.655	32.238	21.003	29.469	256.7	11	1'42.736	24.491	29.921	19.737	28.587	283.6	
3	1'48.215	26.289	31.747	20.940	29.239	268.8	12	1'41.913	24.400	29.593	19.474	28.446	284.4	
4	1'45.306	25.418	30.988	20.202	28.698	263.0	13	1'41.772	24.273	29.569	19.610	28.320	284.4	
5	1'43.786	24.827	30.328	20.047	28.584	281.4	14	1'45.911	24.276	31.935	20.530	29.170	285.1	
6	1'42.478	24.611	29.692	19.723	28.452	274.3	15	1'47.391 P	24.799	32.972	22.062	27.558	285.1	
7	1'43.023	24.603	29.898	19.996	28.526	282.9	16	1'59.173	36.850	31.751	20.844	29.728		
8	1'42.240	24.527	29.547	19.703	28.463	284.4	unfinished						25.021	282.9
9	1'42.189	24.354	29.706	19.659	28.470	286.6								
10	1'41.620	24.269	29.560	19.448	28.343	287.4								
PIT							24.163 31.362 21.451 25.670 285.1							
2nd 34 Mario AJI IDEMITSU Honda Tea INA							4th 14 Tony ARBOLINO Elf Marc VDS Racing ITA							
Runs=2 Total laps=19 Full laps=16 Valid laps=15							Runs=2 Total laps=17 Full laps=14 Valid laps=14							
1	2'28.633	42.010	34.906	22.353	32.013		1	2'15.563	37.250	33.876	22.497	31.856		
2	1'51.303	27.753	32.475	20.968	30.107	272.9	2	1'50.920	27.050	32.709	21.524	29.637	272.2	
3	1'48.195	26.616	31.747	20.354	29.478	270.2	3	1'46.705	25.551	31.144	20.770	29.240	281.4	
4	1'45.820	25.542	30.956	20.390	28.932	270.2	4	1'45.677	24.939	30.700	20.273	29.765	283.6	
5	1'45.486	25.287	30.570	20.268	29.361	282.1	5	1'45.084	25.442	30.452	20.156	29.034	281.4	
6	1'44.580	25.030	30.557	19.968	29.025	279.2	6	1'43.691	24.741	30.188	19.971	28.791	283.6	
7	1'44.075	24.778	30.289	20.122	28.886	282.1	7	1'43.789	24.801	30.088	20.078	28.822	280.0	
8	1'44.006	25.093	30.273	19.816	28.824	283.6	8	1'43.214	24.647	30.077	19.817	28.673	282.1	
9	1'44.043	25.292	30.057	19.848	28.846	282.9	9	1'42.317	24.469	29.699	19.779	28.370	282.9	
10	1'44.373	25.286	30.336	19.626	29.125	281.4	10	1'41.894	24.317	29.675	19.648	28.254	285.1	
11	1'43.054	24.831	29.976	19.607	28.640	281.4	11	1'42.964	24.229	29.498	19.933	29.304	285.9	
12	1'43.891 *	24.732	30.333*	19.800	29.026	284.4	12	2'07.490 P	24.469	30.168*	20.095	52.758	283.6	
13	1'43.216	24.626	30.147	19.790	28.653	282.1	13	1'57.445	36.405	31.302	20.564	29.174		
14	1'42.621	24.695	30.014	19.609	28.303	282.9	14	1'43.508	24.871	29.998	19.980	28.659	282.1	
15	1'42.325	24.607	29.962	19.498	28.258	283.6	15	1'52.637	24.358	38.964	20.407	28.908	283.6	
16	1'41.661	24.431	29.668	19.377	28.185	284.4	16	1'43.295	24.307	30.042	19.815	29.131	285.1	
17	1'43.826	24.593	30.427	19.924	28.882	285.1	17	1'43.802	24.503	30.054	20.175	29.070	283.6	
18	1'45.673 P	26.076	30.516	20.061	29.020	281.4	PIT						24.619 32.221 22.819 25.968 282.9	
19	2'07.021 *	40.059	33.643*	22.186	31.133									
PIT							26.311 32.331 22.002 28.025 275.7							
3rd 21 Alonso LOPEZ Beta Tools SpeedUp SPA							5th 79 Ai OGURA MT Helmets - MSI JPN							
Runs=3 Total laps=16 Full laps=11 Valid laps=9							Runs=1 Total laps=14 Full laps=13 Valid laps=13							
1	3'09.517	40.244	36.127	23.228	31.990		1	10'19.831	42.466	35.483	22.896	31.245		
2	1'51.804	27.265	32.747	21.477	30.315	259.8	2	1'49.014	26.288	32.272	20.679	29.775	279.2	
3	1'48.456	25.926	31.857	20.938	29.735	275.0	3	1'46.954	25.632	31.686	20.460	29.176	283.6	
4	1'46.519 *	25.398	31.556*	20.341	29.224	272.9	4	1'45.013	25.035	30.562	20.179	29.237	285.9	
5	1'44.872	25.211	30.714	20.222	28.725	281.4	5	1'44.218	25.007	30.335	20.184	28.692	286.6	
6	1'44.112	25.044	30.362	19.948	28.758	281.4	6	1'43.664	24.889	30.309	19.795	28.671	288.1	
7	1'42.599 P	24.801	30.556*	20.089	27.153	283.6	7	1'43.817	24.941	30.276	19.991	28.609	286.6	
							8	1'42.911	24.767	29.832	19.839	28.473	287.4	
							9	1'43.781	24.629	30.697	19.883	28.572	288.9	
							10	1'42.493	24.647	29.850	19.750	28.246	287.4	
							11	1'42.785	24.558	29.849	19.816	28.562	288.1	
							12	1'42.527	24.726	29.727	19.690	28.384	287.4	

Fastest Lap: Aron CANET Fantic Racing SPA **1'41.620** 24.269 29.560 19.448 28.343

These data/results cannot be reproduced, stored and/or transmitted in whole or in part by any manner of electronic, mechanical, photocopying, recording, broadcasting or otherwise now known or herein after developed without the previous express consent by the copyright owner, except for reproduction in daily press and regular printed publications on sale to the public within 60 days of the event related to those data/results and always provided that copyright symbol appears together as follows below.
© DORNA, 2024



Free Practice

Moto2

Lap	Lap Time	T1	T2	T3	T4	Speed	Lap	Lap Time	T1	T2	T3	T4	Speed	
13	1'41.907	24.426	29.591	19.494	28.396	287.4	11	1'45.892 P	24.441	29.870*	25.187	26.394	287.4	
14	1'44.415	24.581	30.039	20.736	29.059	287.4	12	2'01.769	37.641	32.883	21.695	29.550		
	PIT	24.739	34.522	21.614	27.735	283.6	13	1'44.039	24.915	30.290	20.059	28.775	285.1	
6th	53	Deniz ÖNCÜ				Red Bull KTM Ajo	TUR	14	1'43.079	24.701	30.055	19.920	28.403	285.1
		Runs=2	Total laps=18	Full laps=15	Valid laps=14		15	1'45.700	24.356	29.898	19.945	31.501	285.9	
1	3'39.362	39.641	35.107	22.156	31.439		16	1'43.243	24.580	29.716	20.169	28.778	285.9	
2	1'50.288	26.552	32.906	20.898	29.932	281.4		PIT	24.468	30.129	20.240	25.631	285.1	
3	1'48.251	25.992	32.104	20.614	29.541	275.7	9th	28	Izan GUEVARA				CFMOTO Inde Aspar	SPA
4	1'46.132	25.277	31.466	20.433	28.956	282.1			Runs=2	Total laps=17	Full laps=14	Valid laps=14		
5	1'46.263	24.972	31.555	20.940	28.796	284.4	1	3'26.545	38.138	34.208	21.374	31.257		
6	1'43.500	24.986	30.183	19.794	28.537	283.6	2	1'48.270	26.279	31.608	20.641	29.742	275.0	
7	1'43.464	24.747	30.374	19.894	28.449	284.4	3	1'46.778	25.807	31.277	20.377	29.317	283.6	
8	1'43.206	24.768	29.961	19.974	28.503	285.1	4	1'45.587	25.301	31.070	20.069	29.147	284.4	
9	1'43.808	24.849	30.061	19.986	28.912	288.1	5	1'45.378	25.363	30.940	19.972	29.103	280.7	
10	1'43.056	24.560	30.018	19.965	28.513	287.4	6	1'44.139	25.055	30.504	19.877	28.703	285.1	
11	1'46.832 *	24.575	30.652*	20.485	31.120	288.1	7	1'44.145	24.842	30.389	20.140	28.774	286.6	
12	1'43.440	24.628	30.336	19.943	28.533	287.4	8	1'43.798	24.855	30.194	19.711	29.038	287.4	
13	1'42.951	24.488	30.000	20.022	28.441	286.6	9	1'43.179	24.847	30.106	19.570	28.656	289.7	
14	1'42.444	24.568	29.744	19.559	28.573	288.1	10	1'42.716	24.711	30.013	19.550	28.442	284.4	
15	1'42.276	24.519	29.724	19.671	28.362	284.4	11	1'46.938	24.641	33.395	19.960	28.942	288.1	
16	1'44.643	24.382	31.701	19.974	28.586	286.6	12	1'43.169	24.617	30.155	19.646	28.751	288.1	
17	1'41.163 P	24.317	30.409	22.563	23.874	287.4	13	1'42.638	24.645	29.880	19.592	28.521	287.4	
18	2'06.773	37.521	34.434	23.024	31.794		14	1'40.500 P	25.125	30.937	20.053	24.385	288.9	
	PIT	26.293	33.914	23.068	25.943	283.6	15	1'58.332	38.440	31.170	19.921	28.801		
7th	96	Jake DIXON				CFMOTO Inde Aspar	GBR	16	1'43.310	24.702	30.029	19.828	28.751	286.6
		Runs=2	Total laps=14	Full laps=11	Valid laps=11		17	1'43.241	24.644	29.876	19.714	29.007	286.6	
1	3'53.394	37.511	34.590	22.417	31.233			PIT	25.355	33.725	21.307	25.262	277.8	
2	1'50.346	26.882	32.377	21.403	29.684	276.4	10th	16	Joe ROBERTS				OnlyFans American R	USA
3	1'47.513	25.725	31.437	20.700	29.651	281.4			Runs=3	Total laps=19	Full laps=14	Valid laps=13		
4	1'45.393	25.460	30.625	20.338	28.970	282.1	1	2'43.728	38.633	33.503	21.892	30.814		
5	1'45.170	25.644	30.371	20.302	28.853	275.7	2	1'51.260	28.155	32.181	21.170	29.754	278.5	
6	1'45.073	25.304	30.202	20.149	29.418	281.4	3	1'47.719	25.771	31.139	20.852	29.957	278.5	
7	1'44.012	25.166	29.963	20.099	28.784	282.1	4	1'47.131	25.515	31.447	20.678	29.491	279.2	
8	1'43.509	25.072	29.788	19.980	28.669	283.6	5	1'46.058	25.271	31.254	20.364	29.169	279.2	
9	1'42.392	24.796	29.714	19.762	28.120	284.4	6	1'45.301	25.079	30.830	20.311	29.081	280.0	
10	1'58.965 P	27.054	40.708	24.759	26.444	286.6	7	1'46.684 *	24.911	31.995*	20.609	29.169	278.5	
11	1'56.082	35.731	31.156	20.309	28.886		8	1'44.483	24.888	30.554	20.170	28.871	278.5	
12	1'43.321	24.899	30.051	19.914	28.457	281.4	9	1'43.956	24.853	30.296	19.994	28.813	280.0	
13	1'49.318	24.767	29.885	23.026	31.640	282.9	10	1'43.467	24.690	30.413	19.858	28.506	280.7	
14	1'44.770	25.027	30.299	20.415	29.029	283.6	11	1'42.805 P	24.635	31.999	21.048	25.123	282.1	
	PIT	25.126	32.786	21.086	24.973	280.7	12	1'58.477	37.647	31.191	20.586	29.053		
8th	54	Fermin ALDEGUER				Beta Tools SpeedUp	SPA	13	1'43.498	24.728	30.177	19.926	28.667	280.7
		Runs=2	Total laps=16	Full laps=13	Valid laps=13		14	1'43.235	24.803	30.019	19.839	28.574	280.7	
1	3'49.765	39.044	35.426	23.267	31.680		15	1'43.074	24.579	29.980	19.851	28.664	281.4	
2	1'50.290	27.038	32.538	21.301	29.413	271.5	16	1'43.014	24.608	29.984	19.688	28.734	282.1	
3	1'46.470	25.549	30.983	20.749	29.189	282.9	17	1'42.389 P	24.859	30.411	21.313	25.806	280.7	
4	1'44.940	25.035	30.664	20.513	28.728	282.9	18	2'07.390	38.769	33.945	23.745	30.931		
5	1'44.592	24.993	30.385	20.385	28.829	283.6	19	1'56.587	26.314	32.846	22.967	34.460	270.9	
6	1'43.331	24.751	30.038	19.994	28.548	283.6		PIT	27.137	33.947	22.054	26.630	254.9	
7	1'47.426	24.821	31.813	21.630	29.162	283.6	11th	81	Senna AGIUS				Liqui Moly Husqvarna	AUS
8	1'42.999	24.810	29.945	19.860	28.384	284.4			Runs=2	Total laps=18	Full laps=15	Valid laps=14		
9	1'43.327	24.602	29.982	20.220	28.523	285.1	1	4'02.191	37.384	34.032	21.973	32.156		
10	1'42.414	24.625	29.698	19.766	28.325	285.9	2	1'49.395	26.388	31.976	20.787	30.244	277.8	

Fastest Lap: Aron CANET Fantic Racing SPA 1'41.620 24.269 29.560 19.448 28.343

These data/results cannot be reproduced, stored and/or transmitted in whole or in part by any manner of electronic, mechanical, photocopying, recording, broadcasting or otherwise now known or herein after developed without the previous express consent by the copyright owner, except for reproduction in daily press and regular printed publications on sale to the public within 60 days of the event related to those data/results and always provided that copyright symbol appears together as follows below.
© DORNA, 2024

Free Practice

Moto2

Lap	Lap Time	T1	T2	T3	T4	Speed	Lap	Lap Time	T1	T2	T3	T4	Speed	
3	1'46.978	25.669	31.140	20.573	29.596	280.7	15	1'57.606	34.919	31.610	20.549	30.528		
4	1'45.358	25.246	30.715	20.224	29.173	282.1		PIT	26.309	33.918	22.581	26.734	278.5	
5	1'45.280	25.372	30.291	20.265	29.352	277.8								
6	1'44.164	24.831	30.125	20.185	29.023	282.9								
7	1'44.474	25.102	30.382	20.089	28.901	282.9								
8	1'44.131	25.099	30.043	20.132	28.857	284.4								
9	1'43.857	25.113	29.960	19.921	28.863	284.4								
10	1'43.342	24.972	29.935	19.803	28.632	285.1								
11	1'43.250 *	24.765	30.085*	19.800	28.600*	285.1								
12	1'43.264	24.774	29.978	19.718	28.794	285.1								
13	1'41.232 P	24.721	30.077	20.030	26.404	283.6								
14	1'57.413	36.518	31.082	20.531	29.282									
15	1'44.113	24.987	30.142	19.992	28.992	283.6								
16	1'43.832	24.720	29.891	19.994	29.227	282.9								
17	1'46.344	24.900	30.710	20.920	29.814	281.4								
18	1'47.488	25.205	31.157	21.084	30.042	280.7								
	PIT	25.502	33.238	26.639	28.521	276.4								
12th	15	Darryn BINDER				Liqui Moly Husqvarna	RSA							
		Runs=2	Total laps=18	Full laps=15	Valid laps=13									
1	2'43.567	40.169	35.983	23.797	33.246									
2	1'54.840	28.411	33.539	22.052	30.838	270.9								
3	1'49.368	26.527	31.733	21.035	30.073	275.0								
4	1'48.920 *	26.004	31.948*	20.907	30.061	274.3								
5	1'47.924	25.870	31.339	20.719	29.996	279.2								
6	1'46.944	25.707	30.991	20.588	29.658	279.2								
7	1'46.756 *	25.172	31.225*	20.459	29.900	282.1								
8	1'44.785	24.929	30.335	20.366	29.155	283.6								
9	1'44.417	24.837	30.367	20.055	29.158	283.6								
10	1'43.483	24.609	29.898	19.899	29.077	285.1								
11	1'44.274	24.738	30.250	20.184	29.102	285.9								
12	1'45.172	25.265	30.135	20.008	29.764	282.9								
13	1'44.624	24.667	30.300	19.880	29.777	284.4								
14	1'43.828	24.632	29.962	20.113	29.121	285.1								
15	1'43.406	24.523	30.255	19.734	28.894	285.1								
16	1'43.410	24.679	30.121	19.649	28.961	286.6								
17	1'42.727 P	25.214	30.950	21.018	25.545	285.9								
18	2'08.590	40.226	34.873	22.208	31.283									
	PIT	26.412	32.423	21.792	29.417	280.7								
13th	71	Dennis FOGGIA				Italtrans Racing Team	ITA							
		Runs=2	Total laps=15	Full laps=12	Valid laps=11									
1	3'09.049	36.845	34.367	22.491	31.860									
2	1'51.319	26.810	32.783	21.396	30.330	281.4								
3	1'49.779	26.129	32.228	21.012	30.410	280.0								
4	1'48.087 *	25.776	31.771*	20.753	29.787	280.7								
5	1'46.689	25.550	31.160	20.336	29.643	275.7								
6	1'46.418	25.526	31.247	20.450	29.195	285.1								
7	1'46.105	25.234	30.977	20.591	29.303	283.6								
8	1'45.080	25.027	30.686	20.225	29.142	283.6								
9	1'44.780	25.091	30.780	20.130	28.779	284.4								
10	1'44.095	24.941	30.588	19.929	28.637	284.4								
11	1'43.974	24.672	30.428	19.996	28.878	285.9								
12	1'46.600	25.170	32.487	19.769	29.174	285.9								
13	1'43.408	24.713	30.010	19.824	28.861	285.9								
14	1'39.335 P	24.705	30.114	20.205	24.311	285.1								
14th	11	Alex ESCRIG				KLINT Forward Factor	SPA							
		Runs=3	Total laps=16	Full laps=11	Valid laps=11									
1	2'24.342	39.242	38.405	22.938	31.908									
2	1'52.986	27.806	33.082	21.327	30.771	264.9								
3	1'50.578	26.728	32.752	21.193	29.905	266.8								
4	1'48.853	25.977	31.660	21.622	29.594	275.7								
5	1'46.453	25.598	31.031	20.558	29.266	274.3								
6	1'45.017	25.315	30.314	20.172	29.216	280.7								
7	1'57.624 P	25.026	42.254	25.004	25.340	280.7								
8	2'00.640	39.361	31.605	20.463	29.211									
9	1'45.268	24.980	30.317	20.077	29.894	282.9								
10	1'44.866	25.328	30.257	20.120	29.161	280.7								
11	1'44.109	24.861	30.248	20.012	28.988	282.1								
12	1'43.408	24.770	29.949	19.835	28.854	282.1								
13	1'50.144	24.698	29.928	20.394	35.124	283.6								
14	1'49.372 P	25.190	32.668	23.331	28.183	282.9								
15	2'20.753	43.211	38.519	24.870	34.153									
16	2'00.348	29.308	34.724	23.340	32.976	258.6								
15th	24	Marcos RAMIREZ				OnlyFans American R	SPA							
		Runs=2	Total laps=19	Full laps=16	Valid laps=16									
1	2'23.510	40.486	37.160	22.788	32.952									
2	1'53.898	27.636	32.822	22.044	31.396	258.6								
3	1'51.716	26.483	31.350	21.175	32.708	261.7								
4	1'46.829	25.602	30.960	20.766	29.501	266.2								
5	1'46.181	25.420	30.715	20.672	29.374	279.2								
6	1'48.812	25.420	30.555	20.323	32.514	278.5								
7	1'45.419	25.138	30.445	20.520	29.316	280.7								
8	1'49.278	25.146	30.587	21.683	31.862	280.7								
9	1'45.199	25.089	30.635	20.284	29.191	282.1								
10	1'53.025 P	27.610	34.565	22.766	28.084	282.1								
11	2'08.998	42.055	34.585	21.431	30.927									
12	1'47.168	25.704	31.047	20.766	29.651	280.0								
13	1'46.320	25.464	30.749	20.602	29.505	281.4								
14	1'45.027	25.105	30.506	20.252	29.164	281.4								
15	1'44.554	25.040	30.256	20.205	29.053	282.1								
16	1'52.918	26.695	35.207	21.129	29.887	281.4								
17	1'50.461	24.980	30.626	20.334	34.521	282.9								
18	1'44.159	24.938	30.250	20.094	28.877	282.9								
19	1'43.436	24.680	29.843	20.069	28.844	283.6								
	PIT	31.559	33.524	24.248	26.175	280.7								
16th	10	Diogo MOREIRA				Italtrans Racing Team	BRA							
		Runs=2	Total laps=13	Full laps=10	Valid laps=8									
1	3'06.196	38.908	35.278	22.693	31.789									
2	1'51.019	26.688	32.143	21.778	30.410	276.4								
3	1'47.785	26.039	31.193	20.715	29.838	278.5								
4	1'46.375 *	25.516	30.851*	20.527	29.481	278.5								
5	1'45.285	25.394	30.420	20.251	29.220	280.0								
6	1'44.020	25.239	29.994	19.823	28.964	279.2								
7	1'43.026 *	24.788	30.036*	19.669	28.533	280.0								
8	1'43.766	24.765	30.317	19.826	28.858	282.9								
9	1'44.629 P	27.983	31.530	19.989	25.127	281.4								

Fastest Lap: Aron CANET Fantic Racing SPA **1'41.620** 24.269 29.560 19.448 28.343

These data/results cannot be reproduced, stored and/or transmitted in whole or in part by any manner of electronic, mechanical, photocopying, recording, broadcasting or otherwise now known or herein after developed without the previous express consent by the copyright owner, except for reproduction in daily press and regular printed publications on sale to the public within 60 days of the event related to those data/results and always provided that copyright symbol appears together as follows below.
© DORNA, 2024



Free Practice

Moto2

Lap	Lap Time	T1	T2	T3	T4	Speed	Lap	Lap Time	T1	T2	T3	T4	Speed
10	1'56.804	35.521	31.439	20.518	29.326		9	1'47.163	25.851	30.973	20.616	29.723	280.7
11	1'44.112	24.990	30.132	19.901	29.089	282.1	10	1'46.470	25.384	30.693	20.518	29.875	280.7
12	1'44.090	24.988	30.128	19.880	29.094	281.4	11	1'46.002	25.599	30.871	20.273	29.259	279.2
13	1'43.704	24.752	30.091	19.914	28.947	282.1	12	1'44.321	24.921	30.316	20.053	29.031	283.6
	PIT	24.778	30.282	20.363	24.471	283.6	13	1'44.101	24.847	30.358	20.038	28.858	282.9

17th 22 Ayumu SASAKI Yamaha VR46 Master JPN
Runs=2 Total laps=12 Full laps=9 Valid laps=8

1	3'06.713	39.942	37.027	22.983	32.364	
2	1'52.369	27.013	33.008	21.334	31.014	265.5
3	1'50.959	27.037	32.479	20.970	30.473	261.1
4	1'48.800 *	26.022	32.385*	20.571	29.822	268.2
5	1'46.776	25.609	31.251	20.300	29.616	276.4
6	1'47.580	25.268	31.691	20.734	29.887	279.2
7	1'46.349	25.233	31.211	20.374	29.531	284.4
8	1'45.035	24.936	30.784	20.031	29.284	283.6
9	1'44.761	25.073	30.628	19.973	29.087	285.1
10	1'43.773	24.691	30.366	19.841	28.875	285.1
11	33'53.607 P	24.517				285.9
12	2'15.346	38.745	37.376	24.111	35.114	

18th 7 Barry BALTUS RW-Idrofoglia Racing BEL
Runs=2 Total laps=21 Full laps=18 Valid laps=16

1	2'19.449	37.501	34.589	22.677	31.723	
2	1'52.734	27.741	32.768	21.737	30.488	261.7
3	1'49.677	26.468	31.748	21.307	30.154	274.3
4	1'48.232	26.218	31.311	21.103	29.600	277.1
5	1'46.611	25.764	30.898	20.749	29.200	275.7
6	1'45.839	25.327	30.762	20.570	29.180	277.8
7	1'45.432	25.235	30.512	20.553	29.132	277.8
8	1'44.757	25.173	30.671	20.048	28.865	277.1
9	1'44.568	25.040	30.715	19.975	28.838	279.2
10	1'44.082	25.060	30.343	20.019	28.660	280.7
11	1'43.792 *	24.910	30.302	19.911	28.669*	282.1
12	1'43.552 *	24.768	30.214*	19.836	28.734	280.7
13	1'43.815	24.769	30.344	19.905	28.797	282.1
14	1'41.721 P	24.833	30.367	20.132	26.389	280.7
15	1'57.962	36.205	31.253	20.801	29.703	
16	1'45.180	25.420	30.336	20.252	29.172	276.4
17	1'45.003	25.051	30.306	20.423	29.223	280.7
18	1'45.075	25.083	30.527	20.344	29.121	278.5
19	1'45.947	25.217	30.543	20.641	29.546	277.8
20	1'48.046	25.163	31.322	21.427	30.134	277.1
21	1'51.113	26.309	32.336	21.471	30.997	273.6
	PIT	27.446	33.915	22.696	27.271	261.1

19th 3 Sergio GARCIA MT Helmets - MSI SPA
Runs=2 Total laps=15 Full laps=12 Valid laps=12

1	2'29.001	38.171	34.394	22.134	31.338	
2	1'49.973	26.636	32.304	21.114	29.919	279.2
3	1'47.837	25.865	31.037	20.695	30.240	280.7
4	1'46.837	25.538	31.043	20.756	29.500	281.4
5	1'45.654	25.341	30.503	20.455	29.355	280.0
6	1'45.479	25.198	31.049	20.182	29.050	281.4
7	16'33.167 P	24.801				282.9
8	2'01.893	37.534	32.416	21.647	30.296	

20th 29 Harrison VOIGHT Preicanos Racing Tea AUS
Runs=2 Total laps=18 Full laps=15 Valid laps=14

1	2'30.446	52.502	36.270	23.465	33.048	
2	1'53.940	28.077	33.109	21.551	31.203	258.0
3	1'50.552	27.030	31.962	21.039	30.521	273.6
4	1'48.832	26.330	31.581	20.756	30.165	271.5
5	1'49.646	25.981	31.551	21.756	30.358	274.3
6	1'48.641	26.225	31.364	20.991	30.061	271.5
7	1'47.418 *	25.658	31.212*	20.723	29.825	275.0
8	1'47.354	25.682	31.100	20.475	30.097	275.7
9	1'46.367	25.577	30.840	20.178	29.772	274.3
10	1'45.967	25.526	30.757	20.061	29.623	274.3
11	1'45.780	25.502	30.721	20.014	29.543	277.8
12	1'47.283	25.918	30.471	20.052	30.842	272.2
13	1'45.401	25.229	30.459	19.959	29.754	277.1
14	1'44.596	25.165	30.182	19.886	29.363	277.8
15	1'45.153 P	25.774	31.764	21.137	26.478	278.5
16	2'17.757	42.014	37.397	24.176	34.170	
17	2'01.207	29.010	35.953	22.894	33.350	259.2
18	1'59.489	28.796	34.988	22.845	32.860	258.6

21st 75 Albert ARENAS Gresini Moto2 SPA
Runs=2 Total laps=16 Full laps=13 Valid laps=12

1	6'44.571	43.394	36.229	22.329	31.635	
2	2'01.660	35.656	33.482	21.638	30.884	270.9
3	1'48.810	26.625	31.722	20.728	29.735	259.8
4	1'47.503	25.806	31.298	20.678	29.721	277.1
5	1'46.374	25.576	31.008	20.457	29.333	280.7
6	1'45.347	25.191	30.612	20.273	29.271	281.4
7	1'45.815	25.189	31.056	20.438	29.132	284.4
8	1'45.242	25.206	30.495	20.085	29.456	283.6
9	1'44.939 *	24.919	30.540*	20.199	29.281	284.4
10	1'44.974	25.172	30.435	20.241	29.126	283.6
11	1'41.527 P	25.074	30.790	21.399	24.264	282.9
12	1'57.146	35.400	31.331	20.808	29.607	
13	1'46.379	25.287	31.053	20.414	29.625	281.4
14	1'45.738	25.172	30.713	20.502	29.351	280.7
15	1'45.799	25.251	30.555	20.363	29.630	282.1
16	1'44.813	25.283	30.354	20.073	29.103	278.5
	PIT	24.932	31.611	22.994	26.129	282.1

22nd 18 Manuel GONZALEZ Gresini Moto2 SPA
Runs=2 Total laps=13 Full laps=10 Valid laps=9

1	9'15.939	41.488	37.593	23.654	32.390	
2	1'55.038	28.280	33.434	21.945	31.379	263.6
3	1'51.294	26.879	32.512	21.591	30.312	268.2
4	1'49.334	26.234	31.753	21.127	30.220	277.8

Fastest Lap: Aron CANET Fantic Racing SPA 1'41.620 24.269 29.560 19.448 28.343

These data/results cannot be reproduced, stored and/or transmitted in whole or in part by any manner of electronic, mechanical, photocopying, recording, broadcasting or otherwise now known or herein after developed without the previous express consent by the copyright owner, except for reproduction in daily press and regular printed publications on sale to the public within 60 days of the event related to those data/results and always provided that copyright symbol appears together as follows below.
© DORNA, 2024

Free Practice

Moto2

Lap	Lap Time	T1	T2	T3	T4	Speed	Lap	Lap Time	T1	T2	T3	T4	Speed
11	1'46.707	25.481	30.935	20.497	29.794	279.2							
12	1'46.082	25.199	30.877	20.343	29.663	277.8							
13	1'48.642 P	25.783	32.382	25.073	25.404	281.4							
14	2'10.804	41.693	35.007	22.333	31.771								
15	1'54.333	27.672	33.072	21.758	31.831	264.2							
16	1'57.716	32.361	32.765	21.647	30.943	269.5							
	PIT	34.706	35.336	23.901	28.295	263.6							

28th **5** **Jaume MASIA** Preicanos Racing Tea SPA
 Runs=3 Total laps=12 Full laps=8 Valid laps=7

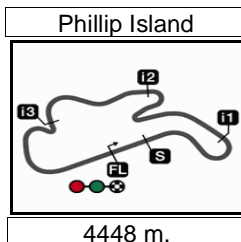
1	3'16.775 P	43.317	40.518	22.916	25.647								
2	2'00.443	36.694	32.618	21.244	29.887								
3	1'48.185	25.787	31.485	20.742	30.171	278.5							
4	1'49.418	25.727	32.717	21.517	29.457	274.3							
5	1'47.217	25.752	31.366	20.678	29.421	281.4							
6	1'47.019 *	25.591	31.305*	20.545	29.578	281.4							
7	1'45.656	25.365	31.002	20.091	29.198	281.4							
8	1'45.809	25.094	30.837	20.515	29.363	282.1							
9	1'51.337 P	27.540	34.126	22.184	27.487	281.4							
10	2'03.672	41.360	31.699	20.772	29.841								
11	1'46.867	25.307	31.184	20.609	29.767	280.7							
12	1'47.872	25.593	31.510	20.813	29.956	278.5							
	PIT	25.829	32.374	21.543	25.839	279.2							

29th **13** **Celestino VIETTI** Red Bull KTM Ajo ITA
 Runs=2 Total laps=5 Full laps=2 Valid laps=2

1	2'37.994	38.579	34.575	23.011	33.262								
2	1'52.819	27.084	32.544	22.295	30.896	268.8							
3	1'48.023	25.960	31.194	21.254	29.615	268.8							
4	30'57.515 P	25.313				283.6							
5	2'23.836	43.641	38.683	26.238	35.274								
	PIT	31.295	43.126	28.473	30.357	246.8							

Fastest Lap: Aron CANET Fantic Racing SPA **1'41.620** 24.269 29.560 19.448 28.343

These data/results cannot be reproduced, stored and/or transmitted in whole or in part by any manner of electronic, mechanical, photocopying, recording, broadcasting or otherwise now known or herein after developed without the previous express consent by the copyright owner, except for reproduction in daily press and regular printed publications on sale to the public within 60 days of the event related to those data/results and always provided that copyright symbol appears together as follows below.
 © DORNA, 2024



Results and timing service provided by **TISSOT**

Moto2™

QATAR AIRWAYS AUSTRALIAN MOTORCYCLE GRAND PRIX

Free Practice

Best Partial Times

IT Ideal Lap Time, sum of the best partial times

BT Best Lap Time


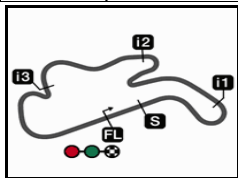
T1		T2		T3		T4				IT	BT	
<i>Pos</i>	<i>Rider</i>	<i>Time</i>	<i>Rider</i>	<i>Time</i>	<i>Rider</i>	<i>Time</i>	<i>Rider</i>	<i>Time</i>	<i>Pos</i>	<i>Rider</i>		
1A.	CANET	24.163	T.ARBOLINO	29.498	M.AJI	19.377	J.DIXON	28.120	1	A.CANET	1'41.501	1'41.620 (1)
2T.	ARBOLINO	24.229	A.CANET	29.547	A.CANET	19.448	M.AJI	28.185	2	T.ARBOLINO	1'41.629	1'41.894 (4)
3A.	LOPEZ	24.273	A.LOPEZ	29.569	A.LOPEZ	19.474	A.OGURA	28.246	3	A.LOPEZ	1'41.636	1'41.772 (3)
4D.	ÖNCÜ	24.317	A.OGURA	29.591	A.OGURA	19.494	T.ARBOLINO	28.254	4	M.AJI	1'41.661	1'41.661 (2)
5F.	ALDEGUER	24.356	M.AJI	29.668	I.GUEVARA	19.550	A.LOPEZ	28.320	5	A.OGURA	1'41.757	1'41.907 (5)
6A.	OGURA	24.426	F.ALDEGUER	29.698	D.ÖNCÜ	19.559	F.ALDEGUER	28.325	6	D.ÖNCÜ	1'41.962	1'42.276 (6)
7M.	AJI	24.431	J.DIXON	29.714	T.ARBOLINO	19.648	A.CANET	28.343	7	F.ALDEGUER	1'42.145	1'42.414 (8)
8A.	SASAKI	24.517	D.ÖNCÜ	29.724	D.BINDER	19.649	D.ÖNCÜ	28.362	8	J.DIXON	1'42.363	1'42.392 (7)
9D.	BINDER	24.523	M.RAMIREZ	29.843	D.MOREIRA	19.669	I.GUEVARA	28.442	9	I.GUEVARA	1'42.485	1'42.638 (9)
10J.	ROBERTS	24.579	I.GUEVARA	29.876	J.ROBERTS	19.688	J.ROBERTS	28.506	10	J.ROBERTS	1'42.753	1'43.014 (10)
11I.	GUEVARA	24.617	S.AGIUS	29.891	S.AGIUS	19.718	D.MOREIRA	28.533	11	D.MOREIRA	1'42.948	1'43.704 (16)
12D.	FOGGIA	24.672	D.BINDER	29.898	J.DIXON	19.762	S.AGIUS	28.632	12	S.AGIUS	1'42.961	1'43.264 (11)
13M.	RAMIREZ	24.680	A.ESCRIG	29.928	F.ALDEGUER	19.766	D.FOGGIA	28.637	13	D.BINDER	1'42.964	1'43.406 (12)
14A.	ESCRIG	24.698	J.ROBERTS	29.980	D.FOGGIA	19.769	B.BALTUS	28.660	14	D.FOGGIA	1'43.088	1'43.408 (13)
15S.	AGIUS	24.720	D.MOREIRA	29.994	A.ESCRIG	19.835	M.RAMIREZ	28.844	15	A.ESCRIG	1'43.315	1'43.408 (14)
16M.	GONZALEZ	24.733	D.FOGGIA	30.010	B.BALTUS	19.836	A.ESCRIG	28.854	16	M.RAMIREZ	1'43.436	1'43.436 (15)
17D.	MOREIRA	24.752	H.VOIGHT	30.182	A.SASAKI	19.841	S.GARCIA	28.858	17	B.BALTUS	1'43.566	1'43.815 (18)
18J.	DIXON	24.767	S.GARCIA	30.245	H.VOIGHT	19.886	A.SASAKI	28.875	18	A.SASAKI	1'43.599	1'43.773 (17)
19B.	BALTUS	24.768	M.GONZALEZ	30.293	S.GARCIA	20.038	D.BINDER	28.894	19	S.GARCIA	1'43.942	1'44.101 (19)
20X.	CARDELUS	24.782	B.BALTUS	30.302	M.RAMIREZ	20.069	M.GONZALEZ	28.938	20	M.GONZALEZ	1'44.106	1'44.867 (22)
21S.	GARCIA	24.801	X.ARTIGAS	30.319	A.ARENAS	20.073	F.SALAC	29.046	21	A.ARENAS	1'44.449	1'44.813 (21)
22A.	ARENAS	24.919	A.ARENAS	30.354	J.MASIA	20.091	Z.VD GOORBER	29.073	22	H.VOIGHT	1'44.596	1'44.596 (20)
23Z.	VD GOORBER	25.024	A.SASAKI	30.366	Z.VD GOORBER	20.097	X.CARDELUS	29.083	23	X.CARDELUS	1'44.617	1'44.881 (23)
24J.	ALCOBA	25.029	J.ALCOBA	30.402	M.GONZALEZ	20.142	A.ARENAS	29.103	24	Z.VD GOORBE	1'44.657	1'44.894 (24)

These data/results cannot be reproduced, stored and/or transmitted in whole or in part by any manner of electronic, mechanical, photocopying, recording, broadcasting or otherwise now known or herein after developed without the previous express consent by the copyright owner, except for reproduction in daily press and regular printed publications on sale to the public within 60 days of the event related to those data/results and always provided that copyright symbol appears together as follows below.
© DORNA, 2024

Official MotoGP Timing by **TISSOT**
www.motogp.com



Phillip Island

Results and timing service provided by  TISSOT

4448 m.

QATAR AIRWAYS AUSTRALIAN MOTORCYCLE GRAND PRIX

Free Practice

Best Partial Times

Moto2™

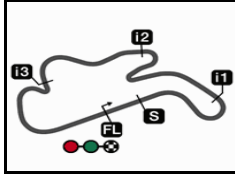

IT Ideal Lap Time, sum of the best partial times*BT* Best Lap Time

<i>T1</i>		<i>T2</i>		<i>T3</i>		<i>T4</i>				<i>IT</i>	<i>BT</i>	
<i>Pos</i>	<i>Rider</i>	<i>Time</i>	<i>Rider</i>	<i>Time</i>	<i>Rider</i>	<i>Time</i>	<i>Rider</i>	<i>Time</i>	<i>Pos</i>	<i>Rider</i>		
25	J.MASIA	25.094	X.CARDELUS	30.428	X.ARTIGAS	20.187	J.ALCOBA	29.115	25	J.ALCOBA	1'44.769	1'45.095 (26)
26	X.ARTIGAS	25.144	Z.VD GOORBER	30.463	F.SALAC	20.214	J.MASIA	29.198	26	F.SALAC	1'44.911	1'45.009 (25)
27	H.VOIGHT	25.165	F.SALAC	30.482	J.ALCOBA	20.223	X.ARTIGAS	29.298	27	X.ARTIGAS	1'44.948	1'45.110 (27)
28	F.SALAC	25.169	J.MASIA	30.837	X.CARDELUS	20.324	H.VOIGHT	29.363	28	J.MASIA	1'45.220	1'45.656 (28)
29	C.VIETTI	25.313	C.VIETTI	31.194	C.VIETTI	21.254	C.VIETTI	29.615	29	C.VIETTI	1'47.376	1'48.023 (29)

These data/results cannot be reproduced, stored and/or transmitted in whole or in part by any manner of electronic, mechanical, photocopying, recording, broadcasting or otherwise now known or herein after developed without the previous express consent by the copyright owner, except for reproduction in daily press and regular printed publications on sale to the public within 60 days of the event related to those data/results and always provided that copyright symbol appears together as follows below.
© DORNA, 2024

Official MotoGP Timing by TISSOT
www.motogp.com

Phillip Island

Results and timing service provided by 

4448 m.

Moto2™

QATAR AIRWAYS AUSTRALIAN MOTORCYCLE GRAND PRIX

Free Practice

Fastest Laps Sequence

<i>Practice Time</i>	 <i>Rider</i>	<i>Nation</i>	<i>Motorcycle</i>	<i>Time</i>	<i>Km/h</i>	<i>Rider's Lap</i>
4'06.483	14 Tony ARBOLINO	ITA	KALEX	1'50.920	144.3	2
4'18.974	3 Sergio GARCIA	SPA	BOSCOSCURO	1'49.973	145.6	2
5'14.815	28 Izan GUEVARA	SPA	KALEX	1'48.270	147.8	2
5'53.188	14 Tony ARBOLINO	ITA	KALEX	1'46.705	150.0	3
7'26.525	54 Fermin ALDEGUER	SPA	BOSCOSCURO	1'46.470	150.3	3
7'38.865	14 Tony ARBOLINO	ITA	KALEX	1'45.677	151.5	4
8'47.180	28 Izan GUEVARA	SPA	KALEX	1'45.587	151.6	4
9'05.754	44 Aron CANET	SPA	KALEX	1'45.306	152.0	4
9'11.465	54 Fermin ALDEGUER	SPA	BOSCOSCURO	1'44.940	152.5	4
10'21.168	21 Alonso LOPEZ	SPA	BOSCOSCURO	1'44.872	152.6	5
10'49.540	44 Aron CANET	SPA	KALEX	1'43.786	154.2	5
11'07.640	14 Tony ARBOLINO	ITA	KALEX	1'43.691	154.4	6
12'32.018	44 Aron CANET	SPA	KALEX	1'42.478	156.2	6
15'57.281	44 Aron CANET	SPA	KALEX	1'42.240	156.6	8
17'39.470	44 Aron CANET	SPA	KALEX	1'42.189	156.6	9
17'58.854	14 Tony ARBOLINO	ITA	KALEX	1'41.894	157.1	10
19'21.090	44 Aron CANET	SPA	KALEX	1'41.620	157.5	10

These data/results cannot be reproduced, stored and/or transmitted in whole or in part by any manner of electronic, mechanical, photocopying, recording, broadcasting or otherwise now known or herein after developed without the previous express consent by the copyright owner, except for reproduction in daily press and regular printed publications on sale to the public within 60 days of the event related to those data/results and always provided that copyright symbol appears together as follows below.

© DORNA, 2024

Official MotoGP Timing by TISSOT
www.motogp.com





Phillip Island, Friday, October 18, 2024