

# Moto2

## FIM JuniorGP 2024 - MOTORLAND ARAGC

### Race 2 (15 Laps, 76,2 km.)

### Classification

No	Rider	Nat	Team	Bike	Tires	Cl.	Laps	Total Time	Gap	Kph	Best Lap		
											Lap	Time	Kph
1	31 ROBERTO GARCÍA	ESP	FANTIC CARDOSO RACING	KALEX	Pirelli		15	28:28.143	-	160.5	4	1:53.009	161.7
2	10 UNAI ORRADRE	ESP	STV Laglisse Racing	KALEX	Pirelli		15	28:29.352	+1.209	160.4	6	1:53.096	161.6
3	67 ALBERTO SURRA	ITA	Team Ciatti - Boscoscuro	BOSCOSCURO	Pirelli		15	28:37.199	+9.056	159.7	4	1:53.048	161.7
4	77 MATTIA VOLPI	ITA	MMR	KALEX	Pirelli		15	28:37.310	+9.167	159.6	5	1:53.569	160.9
5	24 NICHOLAS SPINELLI	ITA	AGR TEAM	KALEX	Pirelli		15	28:38.812	+10.669	159.5	5	1:53.693	160.8
6	40 MATTIA CASADEI	ITA	Team Ciatti - Boscoscuro	BOSCOSCURO	Pirelli		15	28:39.776	+11.633	159.4	3	1:53.162	161.5
7	54 ALBERTO FERRÁNDEZ	ESP	FINETWORK TEAM	BOSCOSCURO	Pirelli		15	28:39.817	+11.674	159.4	2	1:53.393	161.2
8	29 HARRISON VOIGHT	AUS	YAMAHA STYLOBIKE PHILIPPINES	KALEX	Pirelli		15	28:44.146	+16.003	159.0	3	1:53.960	160.4
9	70 JOSH WHATLEY	GBR	FANTIC CARDOSO RACING	KALEX	Pirelli		15	28:49.567	+21.424	158.5	4	1:54.257	160.0
10	7 JOHAN GIMBERT	FRA	PROMORACING	KALEX	Pirelli		15	28:51.496	+23.353	158.3	13	1:54.773	159.2
11	49 FRANCESCO MONGIARDO	ITA	FANTIC CARDOSO RACING	KALEX	Pirelli		15	28:55.273	+27.130	158.0	3	1:54.236	160.0
12	23 TAIGA HADA	JPN	PREICANOS RACING TEAM	KALEX	Pirelli		15	28:56.818	+28.675	157.9	5	1:54.913	159.1
13	5 LORENZO FELLON	FRA	SF Racing	KALEX	Pirelli		15	28:57.605	+29.462	157.8	6	1:54.980	159.0
14	27 MAXWELL TOTH	USA	AGR TEAM	KALEX	Pirelli		15	29:03.019	+34.876	157.3	7	1:55.115	158.8
15	21 EDUARDO MONTERO	ESP	STV LAGLISSE RACING	KALEX	Pirelli		15	29:05.540	+37.397	157.1	8	1:55.648	158.0
16	88 ABDULLA AL QUBAIS	QAT	Fau55 Tey Racing	KALEX	Pirelli		15	29:45.644	+1:17.501	153.5	8	1:57.770	155.2
17	30 GIANPAOLO DI VITTORI	ITA	Fau55 Tey Racing	KALEX	Pirelli		15	29:45.698	+1:17.555	153.5	6	1:57.633	155.4
18	32 YOSUKE HOSAKA	JPN	MDR competición	KALEX	Pirelli		15	29:46.399	+1:18.256	153.5	7	1:58.046	154.8
19	18 JONA EISENKOLB	DEU	F. Koch Rennsport	KALEX	Pirelli		15	29:53.379	+1:25.236	152.9	7	1:58.391	154.4
20	9 CHARLES AUBRIE	FRA	JEG Racing	KALEX	Pirelli		15	30:11.608	+1:43.465	151.3	5	1:59.678	152.7
<b>Not classified</b>													
92	ROSSI ATTILA MOOR	USA	MMR	KALEX	Pirelli		9	17:09.101			6	1:53.701	160.7
4	ERIC FERNÁNDEZ	ESP	Fau55 Tey Racing	KALEX	Pirelli		9	17:09.115			3	1:53.253	161.4
98	CHANON INTA	THA	EEST 84R	KALEX	Pirelli		4	8:02.549			2	1:58.883	153.7

Pole Position:

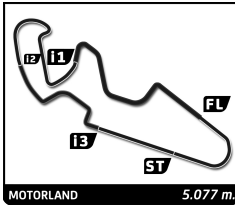
Fastest Lap:

Lap4	ROBERTO GARCÍA	1:53.009	161.7 Kph
------	----------------	----------	-----------

Published at: .....

Track Status: **DRY**

<p><b>Clerk of the Course:</b> José Luis Omella</p>	<p><b>Timekeeper:</b> Alberto Estébanez</p> 
---	---



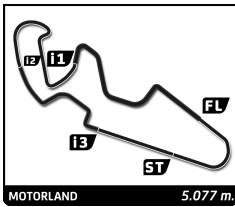
## Moto2

### FIM JuniorGP 2024 - MOTORLAND ARAGON

#### Race 2

#### Best Sector Times

Sector 1			Sector 2			Sector 3			Sector 4			Pos	No	Ideal Lap	Best Lap	
Pos	No	Rider	Time	No	Rider	Time	No	Rider	Time	No	Rider					Time
1	31	R.GARCÍA	32.158	67	A.SURRA	31.676	31	R.GARCÍA	21.446	10	U.ORRADRE	27.287	1	10	1:52.856	1:53.096 (3)
2	10	U.ORRADRE	32.159	10	U.ORRADRE	31.813	54	A.FERRÁNDEZ	21.496	31	R.GARCÍA	27.328	2	31	1:52.868	1:53.009 (1)
3	54	A.FERRÁNDEZ	32.190	92	R.MOOR	31.837	24	N.SPINELLI	21.567	40	M.CASADEI	27.352	3	67	1:52.935	1:53.048 (2)
4	67	A.SURRA	32.235	77	M.VOLPI	31.852	4	E.FERNÁNDEZ	21.573	67	A.SURRA	27.371	4	40	1:53.134	1:53.162 (4)
5	40	M.CASADEI	32.299	4	E.FERNÁNDEZ	31.876	40	M.CASADEI	21.576	4	E.FERNÁNDEZ	27.402	5	54	1:53.204	1:53.393 (6)
6	77	M.VOLPI	32.337	54	A.FERRÁNDEZ	31.901	92	R.MOOR	21.577	77	M.VOLPI	27.476	6	4	1:53.214	1:53.253 (5)
7	92	R.MOOR	32.360	40	M.CASADEI	31.907	10	U.ORRADRE	21.597	92	R.MOOR	27.499	7	92	1:53.273	1:53.701 (9)
8	4	E.FERNÁNDEZ	32.363	31	R.GARCÍA	31.936	77	M.VOLPI	21.651	29	H.VOIGHT	27.567	8	77	1:53.316	1:53.569 (7)
9	24	N.SPINELLI	32.455	24	N.SPINELLI	31.963	67	A.SURRA	21.653	24	N.SPINELLI	27.596	9	24	1:53.581	1:53.693 (8)
10	70	J.WHATLEY	32.491	29	H.VOIGHT	31.965	29	H.VOIGHT	21.736	70	J.WHATLEY	27.612	10	29	1:53.780	1:53.960 (10)
11	29	H.VOIGHT	32.512	49	F.MONGIARDO	32.052	49	F.MONGIARDO	21.743	54	A.FERRÁNDEZ	27.617	11	70	1:54.012	1:54.257 (12)
12	49	F.MONGIARDO	32.628	70	J.WHATLEY	32.082	70	J.WHATLEY	21.827	23	T.HADA	27.618	12	49	1:54.079	1:54.236 (11)
13	7	J.GIMBERT	32.780	5	L.FELLON	32.207	7	J.GIMBERT	21.948	7	J.GIMBERT	27.652	13	7	1:54.652	1:54.773 (13)
14	27	M.TOTH	32.799	27	M.TOTH	32.254	27	M.TOTH	21.950	49	F.MONGIARDO	27.656	14	23	1:54.738	1:54.913 (14)
15	5	L.FELLON	32.803	23	T.HADA	32.259	23	T.HADA	22.042	5	L.FELLON	27.869	15	27	1:54.936	1:55.115 (16)
16	23	T.HADA	32.819	7	J.GIMBERT	32.272	5	L.FELLON	22.073	27	M.TOTH	27.933	16	5	1:54.952	1:54.980 (15)
17	21	E.MONTERO	32.979	21	E.MONTERO	32.402	21	E.MONTERO	22.088	21	E.MONTERO	28.049	17	21	1:55.518	1:55.648 (17)
18	30	G.DI VITTORI	33.484	32	Y.HOSAKA	32.885	18	J.EISENKOLB	22.479	32	Y.HOSAKA	28.131	18	30	1:57.313	1:57.633 (18)
19	32	Y.HOSAKA	33.704	88	A.AL QUBAIS	32.966	30	G.DI VITTORI	22.545	30	G.DI VITTORI	28.232	19	32	1:57.436	1:58.046 (20)
20	88	A.AL QUBAIS	33.814	30	G.DI VITTORI	33.052	88	A.AL QUBAIS	22.610	88	A.AL QUBAIS	28.264	20	88	1:57.654	1:57.770 (19)
21	18	J.EISENKOLB	33.845	18	J.EISENKOLB	33.180	98	C.INTA	22.683	18	J.EISENKOLB	28.459	21	18	1:57.963	1:58.391 (21)
22	9	C.AUBRIE	33.988	98	C.INTA	33.496	32	Y.HOSAKA	22.716	98	C.INTA	28.555	22	98	1:58.843	1:58.883 (22)
23	98	C.INTA	34.109	9	C.AUBRIE	33.561	9	C.AUBRIE	22.822	9	C.AUBRIE	28.812	23	9	1:59.183	1:59.678 (23)



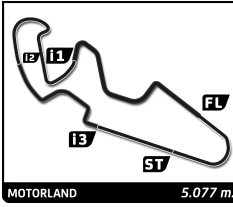
## Moto2

### FIM JuniorGP 2024 - MOTORLAND ARAGON

#### Race 2

#### Best Top Speed

No Rider	Team	Class	Top 1		Top 2		Top 3		Top 4		Top 5		
			Kph	Lap	Kph	Lap	Kph	Lap	Kph	Lap	Kph	Lap	Avg
31	ROBERTO GARCÍA	FANTIC CARDOSO RACING	289.5	1	285.0	5	282.7	6	281.2	4	280.5	3	283,8
54	ALBERTO FERRÁNDEZ	FINETWORK TEAM	287.2	12	282.7	8	281.2	15	281.2	14	281.2	11	282,7
10	UNAI ORRADRE	STV Laglisse Racing	286.5	4	285.7	7	285.7	1	284.2	9	283.5	5	285,1
40	MATTIA CASADEI	Team Ciatti - Boscoscuro	286.5	15	285.7	13	284.2	9	284.2	7	283.5	8	284,8
67	ALBERTO SURRA	Team Ciatti - Boscoscuro	285.7	6	284.2	15	284.2	2	284.2	1	283.5	3	284,4
5	LORENZO FELLON	SF Racing	285.0	1	284.2	2	282.0	3	281.2	7	281.2	4	282,7
4	ERIC FERNÁNDEZ	Fau55 Tey Racing	284.2	1	283.5	7	283.5	9	282.7	8	281.2	2	283,0
24	NICHOLAS SPINELLI	AGR TEAM	284.2	1	280.5	5	279.8	11	279.8	3	279.8	2	280,8
77	MATTIA VOLPI	MMR	284.2	9	283.5	1	282.7	7	282.0	2	281.2	3	282,7
7	JOHAN GIMBERT	PROMORACING	283.5	1	282.0	2	280.5	4	280.5	3	279.1	12	281,1
29	HARRISON VOIGHT	YAMAHA STYLOBIKE PHILIPPINES	283.5	2	282.7	1	279.8	3	279.1	12	279.1	11	280,8
49	FRANCESCO MONGIARDI	FANTIC CARDOSO RACING	283.5	9	281.2	1	278.4	12	278.4	2	277.6	11	279,8
23	TAIGA HADA	PREICANOS RACING TEAM	282.7	1	278.4	13	277.6	12	277.6	11	277.6	10	278,8
32	YOSUKE HOSAKA	MDR competición	282.7	1	279.1	11	279.1	3	279.1	2	278.4	8	279,7
27	MAXWELL TOTH	AGR TEAM	282.0	1	277.6	3	276.2	12	276.2	11	276.2	2	277,6
70	JOSH WHATLEY	FANTIC CARDOSO RACING	282.0	3	281.2	2	280.5	1	279.8	4	277.6	6	280,2
92	ROSSI ATTILA MOOR	MMR	281.2	3	281.2	8	280.5	2	279.1	6	279.1	7	280,2
21	EDUARDO MONTERO	STV LAGLISSE RACING	280.5	2	279.8	1	276.9	12	276.2	11	276.2	9	277,9
88	ABDULLA AL QUBAISI	Fau55 Tey Racing	279.8	1	278.4	2	277.6	12	277.6	3	276.2	15	277,9
18	JONA EISENKOLB	F. Koch Rennsport	279.1	4	278.4	3	276.2	5	274.1	1	273.4	7	276,2
30	GIANPAOLO DI VITTORI	Fau55 Tey Racing	278.4	2	277.6	3	276.9	4	276.2	1	274.1	10	276,6
98	CHANON INTA	EEST 84R	272.7	2	272.0	1	271.4	4	269.3	3			271,4
9	CHARLES AUBRIE	JEG Racing	270.0	1	266.7	2	264.1	3	263.4	9	262.8	12	265,4



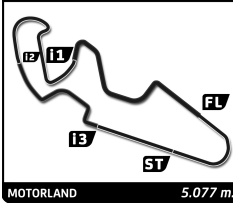
# Moto2

## FIM JuniorGP 2024 - MOTORLAND ARAGON

### Race 2

### Lap Chart

No	Pos	Grid	Lap														
			1	2	3	4	5	6	7	8	9	10	11	12	13	14	15
54	1	54	54	54	54	54	54	54	31	31	31	31	31	31	31	31	31
4	2	4	40	40	40	40	40	31	54	67	67	10	10	10	10	10	10
77	3	77	92	31	31	31	31	40	67	10	10	67	67	67	67	67	67
40	4	40	77	4	4	67	67	67	40	54	54	54	54	77	77	77	77
24	5	24	4	92	67	4	4	4	4	40	92	77	77	54	54	24	24
92	6	92	31	67	92	92	10	10	10	4	4	24	24	24	24	54	40
10	7	10	67	77	77	10	92	92	92	92	40	40	40	40	40	40	54
7	8	7	24	24	10	77	77	77	77	77	77	29	29	29	29	29	29
70	9	70	70	10	24	24	24	24	24	24	24	70	70	70	70	70	70
31	10	31	10	70	29	29	29	29	29	29	29	7	7	7	7	7	7
21	11	21	29	29	70	70	70	70	70	70	70	49	49	49	49	49	49
67	12	67	7	49	49	49	49	49	49	49	7	5	5	5	5	23	23
5	13	5	23	7	7	7	7	7	7	7	49	23	23	23	23	5	5
29	14	29	49	23	23	23	23	23	23	5	5	27	27	27	27	27	27
49	15	49	5	5	5	5	5	5	5	23	23	21	21	21	21	21	21
18	16	18	21	21	21	21	21	27	27	27	27	88	30	30	30	30	88
23	17	23	27	27	27	27	27	21	21	21	21	30	88	88	88	88	30
27	18	27	18	88	88	88	88	88	88	88	88	32	32	32	32	32	32
30	19	30	88	18	98	32	32	30	30	30	30	18	18	18	18	18	18
88	20	88	32	98	32	30	30	32	32	32	32	9	9	9	9	9	9
98	21	98	98	32	30	98	18	18	18	18	18	18	18	18	18	18	18
9	22	9	30	30	18	18	9	9	9	9	9	9	9	9	9	9	9
32	23	32	9	9	9	9	9	9	9	9	9	9	9	9	9	9	9

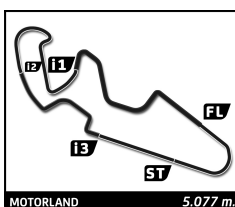


**Moto2**  
FIM JuniorGP 2024 - MOTORLAND ARAGON  
Race 2

Fastest Lap Sequence

Elapsed	No Rider	Team	Bike	Class	Time	Kph	Lap
3:48.988	54 ALBERTO FERRÁNDEZ	FINETWORK TEAM	BOSCOSCURO		1:53.393	161.2	2
3:49.370	40 MATTIA CASADEI	Team Ciatti - Boscoscuro	BOSCOSCURO		1:53.373	161.2	2
5:42.532	40 MATTIA CASADEI	Team Ciatti - Boscoscuro	BOSCOSCURO		1:53.162	161.5	3
5:43.745	31 ROBERTO GARCÍA	FANTIC CARDOSO RACING	KALEX		1:53.121	161.6	3
7:36.754	31 ROBERTO GARCÍA	FANTIC CARDOSO RACING	KALEX		1:53.009	161.7	4





## Moto2

### FIM JuniorGP 2024 - MOTORLAND ARAGON

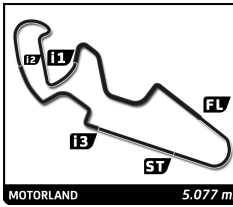
#### Race 2

#### Analysis by lap

Lapped ■

No	Lap Time	Gap	No	Lap Time	Gap	No	Lap Time	Gap	No	Lap Time	Gap
21	1:56.181	30.067	24	1:54.433	10.669						
30	1:58.743	1:00.492	40	1:54.352	11.633						
88	1:58.497	1:00.557	54	1:54.921	11.674						
32	1:59.278	1:03.267	29	1:56.023	16.003						
18	1:59.307	1:08.198	70	1:55.696	21.424						
9	2:00.320	1:21.990	7	1:55.379	23.353						
Lap 13											
31	1:53.667		49	1:56.084	27.130						
10	1:53.443	0.605	23	1:55.666	28.675						
67	1:55.280	5.541	5	1:56.090	29.462						
77	1:54.018	6.717	27	1:56.370	34.876						
54	1:55.008	9.017	21	1:56.240	37.397						
24	1:55.073	9.140	88	1:58.760	1:17.501						
40	1:54.486	9.601	30	1:59.002	1:17.555						
29	1:54.742	12.096	32	1:58.828	1:18.256						
70	1:55.649	17.626	18	2:00.171	1:25.236						
7	1:54.773	20.127	9	2:00.879	1:43.465						
49	1:56.152	22.354									
5	1:55.616	24.582									
23	1:55.437	24.661									
27	1:56.530	29.316									
21	1:56.201	32.601									
30	1:59.494	1:06.319									
88	1:59.645	1:06.535									
32	1:59.065	1:08.665									
18	1:58.855	1:13.386									
9	2:00.647	1:28.970									
Lap 14											
31	1:54.060										
10	1:53.800	0.345									
67	1:55.477	6.958									
77	1:54.542	7.199									
24	1:54.646	9.726									
54	1:55.286	10.243									
40	1:55.230	10.771									
29	1:55.434	13.470									
70	1:55.652	19.218									
7	1:55.397	21.464									
49	1:56.242	24.536									
23	1:55.898	26.499									
5	1:56.340	26.862									
27	1:56.740	31.996									
21	1:56.106	34.647									
30	1:59.784	1:12.043									
88	1:59.756	1:12.231									
32	1:58.313	1:12.918									
18	1:59.229	1:18.555									
9	2:01.166	1:36.076									
Lap 15											
31	1:53.490										
10	1:54.354	1.209									
67	1:55.588	9.056									
77	1:55.458	9.167									





# Moto2

## FIM JuniorGP 2024 - MOTORLAND ARAGON

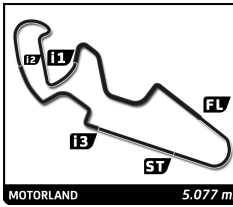
### Race 2

### Sector Analysis

— Invalidated Lap    ■ Personal Best    ■ Session Best    B Crossing the pit lane

Lap	Time	Sector 1	Sector 2	Sector 3	Sector 4	T.Sp'd	Lap	Time	Sector 1	Sector 2	Sector 3	Sector 4	T.Sp'd
<b>31</b> ROBERTO GARCÍA ESP							1	1:56.912	34.973	32.377	21.889	27.673	283.5
FANTIC CARDOSO RACING KALEX							2	1:54.705	32.997	32.082	22.096	27.530	282.0
1	1:57.075	35.207	32.615	21.870	27.383	289.5	3	1:53.770	32.531	32.002	21.727	27.510	281.2
2	1:53.549	32.342	32.123	21.685	27.399	280.5	4	1:54.215	32.678	31.975	21.835	27.727	279.8
3	1:53.121	32.248	31.936	21.609	27.328	280.5	5	1:53.569	32.341	31.991	21.761	27.476	280.5
4	1:53.009	32.239	31.943	21.456	27.371	281.2	6	1:53.675	32.588	31.932	21.651	27.504	280.5
5	1:53.145	32.158	31.950	21.562	27.475	285.0	7	1:53.751	32.337	31.867	21.915	27.632	282.7
6	1:53.620	32.355	32.140	21.565	27.560	282.7	8	1:54.920	33.598	31.962	21.731	27.629	278.4
7	1:53.956	32.573	32.299	21.446	27.638	276.9	9	1:54.156	32.471	31.977	22.103	27.605	284.2
8	1:53.997	32.522	32.168	21.683	27.624	276.9	10	1:54.956	32.755	32.617	21.864	27.720	276.2
9	1:54.243	32.731	32.189	21.785	27.538	277.6	11	1:54.650	32.627	32.444	21.934	27.645	279.8
10	1:53.594	32.470	32.093	21.579	27.452	277.6	12	1:54.013	32.817	31.852	21.726	27.618	276.9
11	1:54.127	32.662	32.219	21.752	27.494	279.1	13	1:54.018	32.393	32.121	21.784	27.720	276.2
12	1:53.490	32.401	32.082	21.613	27.394	279.8	14	1:54.542	32.416	32.578	21.945	27.603	276.9
13	1:53.667	32.425	32.043	21.785	27.414	278.4	15	1:55.458	32.876	32.374	21.945	28.263	274.8
14	1:54.060	32.594	32.182	21.797	27.487	276.2							
15	1:53.490	32.312	31.970	21.717	27.491	277.6							
<b>10</b> UNAI ORRADRE ESP							<b>24</b> NICHOLAS SPINELLI ITA						
STV Laglisse Racing KALEX							AGR TEAM KALEX						
1	1:58.361	35.883	32.618	22.345	27.515	285.7	1	1:57.862	35.379	32.686	21.841	27.956	284.2
2	1:53.794	32.583	32.033	21.705	27.473	282.7	2	1:54.172	32.733	31.993	21.690	27.756	279.8
3	1:53.727	32.587	31.997	21.734	27.409	281.2	3	1:54.267	32.903	32.055	21.713	27.596	279.8
4	1:53.546	32.587	31.925	21.747	27.287	286.5	4	1:53.864	32.535	31.963	21.694	27.672	279.1
5	1:53.350	32.296	31.951	21.764	27.339	283.5	5	1:53.693	32.455	31.999	21.567	27.672	280.5
6	1:53.096	32.315	31.813	21.597	27.371	278.4	6	1:54.006	32.546	32.011	21.636	27.813	278.4
7	1:53.130	32.159	31.833	21.745	27.393	285.7	7	1:54.002	32.507	32.004	21.616	27.875	277.6
8	1:53.891	32.561	31.903	21.798	27.629	280.5	8	1:54.438	32.688	32.233	21.710	27.807	279.1
9	1:53.930	32.541	31.945	21.798	27.646	284.2	9	1:54.201	32.464	32.156	21.821	27.760	279.1
10	1:53.891	32.528	32.087	21.831	27.445	281.2	10	1:54.357	32.497	32.257	21.863	27.740	277.6
11	1:53.548	32.370	31.908	21.748	27.522	276.9	11	1:54.647	32.571	32.403	21.975	27.698	279.8
12	1:53.491	32.573	31.865	21.614	27.439	280.5	12	1:55.151	32.857	32.417	21.809	28.068	277.6
13	1:53.443	32.368	31.940	21.709	27.426	279.8	13	1:55.073	33.005	32.389	21.975	27.704	278.4
14	1:53.800	32.509	31.934	21.831	27.526	278.4	14	1:54.646	32.932	32.258	21.675	27.781	274.8
15	1:54.354	32.528	32.159	21.897	27.770	277.6	15	1:54.433	32.563	32.186	21.705	27.979	275.5
<b>67</b> ALBERTO SURRA ITA							<b>40</b> MATTIA CASADEI ITA						
Team Ciatti - Boscoscuoro BOSCOSCURO							Team Ciatti - Boscoscuoro BOSCOSCURO						
1	1:57.568	35.484	32.637	22.012	27.435	284.2	1	1:55.997	34.665	32.051	21.713	27.568	282.0
2	1:53.706	32.435	32.054	21.799	27.418	284.2	2	1:53.373	32.313	31.907	21.649	27.504	283.5
3	1:53.323	32.546	31.753	21.653	27.371	283.5	3	1:53.162	32.299	31.932	21.579	27.352	282.7
4	1:53.048	32.253	31.711	21.694	27.390	281.2	4	1:53.526	32.439	31.936	21.576	27.575	280.5
5	1:53.264	32.259	31.856	21.693	27.456	279.8	5	1:53.794	32.373	32.087	21.733	27.601	282.0
6	1:53.207	32.235	31.676	21.763	27.533	285.7	6	1:54.216	32.622	32.134	21.812	27.648	282.0
7	1:54.528	32.562	32.060	22.165	27.741	282.0	7	1:54.811	32.848	32.356	21.985	27.622	284.2
8	1:54.172	32.663	32.023	21.801	27.685	278.4	8	1:55.244	32.872	32.409	22.193	27.770	283.5
9	1:53.981	32.437	32.019	21.841	27.684	279.8	9	1:55.472	33.345	32.455	21.991	27.681	284.2
10	1:54.166	32.450	32.134	21.812	27.770	277.6	10	1:56.411	33.047	33.307	22.283	27.774	282.7
11	1:54.636	32.534	32.401	21.989	27.712	279.1	11	1:54.933	32.865	32.493	21.961	27.614	282.7
12	1:55.255	33.063	32.425	22.012	27.755	280.5	12	1:54.769	32.808	32.390	21.977	27.594	282.0
13	1:55.280	32.837	32.419	22.136	27.888	275.5	13	1:54.486	32.675	32.265	21.963	27.583	285.7
14	1:55.477	32.867	32.477	22.172	27.961	276.9	14	1:55.230	32.900	32.596	21.962	27.772	282.7
15	1:55.588	32.987	32.433	22.324	27.844	284.2	15	1:54.352	32.689	32.381	21.761	27.521	286.5
<b>77</b> MATTIA VOLPI ITA							<b>54</b> ALBERTO FERRÁNDEZ ESP						
MMR KALEX							FINETWORK TEAM BOSCOSCURO						
1	1:55.595	34.031	32.142	21.623	27.799	278.4	1	1:55.595	34.031	32.142	21.623	27.799	278.4
2	1:53.393	32.309	31.901	21.545	27.638	278.4	2	1:53.393	32.309	31.901	21.545	27.638	278.4
3	1:53.503	32.275	31.975	21.627	27.626	279.1	3	1:53.503	32.275	31.975	21.627	27.626	279.1





# Moto2

## FIM JuniorGP 2024 - MOTORLAND ARAGON

### Race 2

### Sector Analysis

— Invalidated Lap    ■ Personal Best    ■ Session Best    B Crossing the pit lane

Lap	Time	Sector 1	Sector 2	Sector 3	Sector 4	T.Spd	Lap	Time	Sector 1	Sector 2	Sector 3	Sector 4	T.Spd
4	1:53.412	32.251	31.970	21.496	27.695	278.4	7	1:54.843	32.812	32.296	21.964	27.771	278.4
5	1:53.467	32.190	32.001	21.552	27.724	279.1	8	1:55.227	32.868	32.531	22.054	27.774	278.4
6	1:54.043	32.486	32.156	21.647	27.754	278.4	9	1:55.867	33.237	32.371	22.171	28.088	277.6
7	1:55.207	32.589	32.750	21.974	27.894	279.8	10	1:55.387	32.862	32.420	22.174	27.931	275.5
8	1:55.006	32.865	32.634	21.819	27.688	282.7	11	1:54.938	32.865	32.359	21.948	27.766	277.6
9	1:55.353	32.664	33.022	21.929	27.738	280.5	12	1:54.848	32.780	32.331	22.085	27.652	279.1
10	1:55.206	32.975	32.556	21.797	27.878	278.4	13	1:54.773	32.796	32.279	22.017	27.681	276.9
11	1:55.018	32.994	32.456	21.836	27.732	281.2	14	1:55.397	33.124	32.350	22.097	27.826	275.5
12	1:55.399	33.101	32.825	21.856	27.617	287.2	15	1:55.379	32.950	32.485	22.118	27.826	276.9
13	1:55.008	32.880	32.523	21.851	27.754	279.8							
14	1:55.286	33.126	32.593	21.872	27.695	281.2							
15	1:54.921	32.757	32.516	21.825	27.823	281.2							

**29** HARRISON VOIGHT AUS  
YAMAHA STYLOBIKE PHILIPPINES KALEX

1	1:58.646	36.071	32.500	22.508	27.567	282.7
2	1:54.241	32.691	32.030	21.882	27.638	283.5
3	1:53.960	32.549	32.008	21.794	27.609	279.8
4	1:53.961	32.608	31.978	21.753	27.622	278.4
5	1:54.006	32.647	31.965	21.736	27.658	278.4
6	1:54.775	32.857	32.195	21.866	27.857	276.9
7	1:54.497	32.512	32.212	21.918	27.855	276.9
8	1:54.779	32.785	32.258	22.080	27.656	278.4
9	1:54.645	32.718	32.185	22.019	27.723	276.2
10	1:54.908	32.793	32.308	21.999	27.808	278.4
11	1:54.682	32.680	32.284	21.967	27.751	279.1
12	1:54.847	32.848	32.360	22.026	27.613	279.1
13	1:54.742	32.748	32.300	21.915	27.779	276.9
14	1:55.434	32.933	32.513	22.166	27.822	275.5
15	1:56.023	33.045	32.615	22.415	27.948	275.5

**70** JOSH WHATLEY GBR  
FANTIC CARDOSO RACING KALEX

1	1:58.300	35.600	32.749	22.252	27.699	280.5
2	1:54.522	32.750	32.177	21.862	27.733	281.2
3	1:54.535	32.789	32.082	22.052	27.612	282.0
4	1:54.257	32.667	32.092	21.827	27.671	279.8
5	1:54.292	32.714	32.087	21.830	27.661	276.9
6	1:54.456	32.653	32.113	21.905	27.785	277.6
7	1:54.734	32.491	32.469	21.917	27.857	276.9
8	1:54.889	32.655	32.313	21.999	27.922	275.5
9	1:55.202	32.850	32.257	22.186	27.909	274.8
10	1:55.609	33.091	32.447	22.095	27.976	273.4
11	1:55.682	32.999	32.432	22.332	27.919	274.1
12	1:56.092	33.133	32.609	22.398	27.952	275.5
13	1:55.649	33.029	32.509	22.181	27.930	273.4
14	1:55.652	33.061	32.486	22.173	27.932	272.7
15	1:55.696	33.050	32.567	22.074	28.005	273.4

**7** JOHAN GIMBERT FRA  
PROMORACING KALEX

1	1:59.175	36.263	32.894	22.267	27.751	283.5
2	1:55.447	33.058	32.443	22.180	27.766	282.0
3	1:55.011	32.908	32.272	22.072	27.759	280.5
4	1:55.026	32.843	32.413	22.002	27.768	280.5
5	1:55.084	32.897	32.382	22.051	27.754	278.4
6	1:55.094	32.826	32.403	22.042	27.823	276.2

**49** FRANCESCO MONGIARDO ITA  
FANTIC CARDOSO RACING KALEX

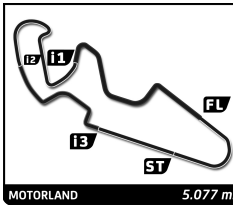
1	1:59.678	36.730	32.816	22.476	27.656	281.2
2	1:54.765	33.076	32.217	21.743	27.729	278.4
3	1:54.236	32.628	32.052	21.835	27.721	277.6
4	1:54.531	32.941	32.083	21.829	27.678	275.5
5	1:54.924	32.738	32.327	22.017	27.842	274.8
6	1:55.583	32.824	32.842	22.029	27.888	272.0
7	1:55.647	33.131	32.547	22.071	27.898	273.4
8	1:55.449	33.031	32.496	21.994	27.928	274.8
9	1:56.061	33.575	32.435	22.006	28.045	283.5
10	1:55.954	33.010	33.084	22.068	27.792	276.9
11	1:54.808	32.903	32.382	21.860	27.663	277.6
12	1:55.159	32.871	32.502	22.089	27.697	278.4
13	1:56.152	32.954	32.928	22.371	27.899	273.4
14	1:56.242	33.160	32.766	22.338	27.978	272.7
15	1:56.084	33.207	32.624	22.322	27.931	276.2

**23** TAIGA HADA JPN  
PREICANOS RACING TEAM KALEX

1	1:59.361	36.589	32.782	22.372	27.618	282.7
2	1:56.254	33.551	32.698	22.275	27.730	274.8
3	1:55.418	33.013	32.570	22.075	27.760	276.9
4	1:55.128	32.981	32.309	22.133	27.705	275.5
5	1:54.913	32.929	32.308	22.042	27.634	275.5
6	1:55.642	32.819	32.259	22.752	27.812	274.8
7	1:55.535	33.058	32.472	22.178	27.827	274.8
8	1:55.988	33.001	33.038	22.254	27.695	277.6
9	1:55.472	33.020	32.343	22.209	27.900	276.2
10	1:55.248	32.856	32.594	22.146	27.652	277.6
11	1:55.323	32.975	32.488	22.149	27.711	277.6
12	1:55.535	33.087	32.332	22.431	27.685	277.6
13	1:55.437	32.970	32.532	22.198	27.737	278.4
14	1:55.898	33.153	32.543	22.421	27.781	272.7
15	1:55.666	32.937	32.572	22.363	27.794	273.4

**5** LORENZO FELLON FRA  
SF Racing KALEX

1	2:00.308	36.880	32.901	22.452	28.075	285.0
2	1:55.768	33.233	32.389	22.234	27.912	284.2
3	1:55.445	33.061	32.387	22.111	27.886	282.0
4	1:55.292	32.943	32.322	22.110	27.917	281.2
5	1:55.399	32.957	32.361	22.146	27.935	279.8
6	1:54.980	32.803	32.207	22.074	27.896	280.5
7	1:55.454	32.976	32.301	22.208	27.969	281.2
8	1:55.534	32.944	32.505	22.073	28.012	276.9
9	1:55.281	32.863	32.357	22.092	27.969	279.1



# Moto2

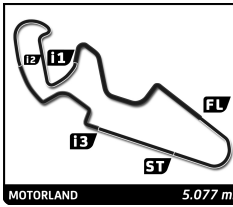
## FIM JuniorGP 2024 - MOTORLAND ARAGON

### Race 2

#### Sector Analysis

— Invalidated Lap    ■ Personal Best    ■ Session Best    B Crossing the pit lane

Lap	Time	Sector 1	Sector 2	Sector 3	Sector 4	T.Spd	Lap	Time	Sector 1	Sector 2	Sector 3	Sector 4	T.Spd
10	1:55.314	32.903	32.386	22.087	27.938	277.6	13	1:59.645	34.262	33.735	23.047	28.601	266.0
11	1:55.392	33.030	32.406	22.087	27.869	279.1	14	1:59.756	34.025	34.236	23.038	28.457	274.1
12	1:55.392	32.872	32.377	22.214	27.929	279.8	15	1:58.760	34.068	33.550	22.878	28.264	276.2
13	1:55.616	32.908	32.579	22.194	27.935	278.4	<b>30</b> GIANPAOLO DI VITTORI ITA						
14	1:56.340	33.451	32.588	22.375	27.926	280.5	Fau55 Tey Racing KALEX						
15	1:56.090	33.105	32.675	22.363	27.947	279.8	1	2:05.521	38.817	34.938	23.249	28.517	276.2
<b>27</b> MAXWELL TOTH USA							2	1:58.235	33.824	33.216	22.963	28.232	278.4
AGR TEAM KALEX							3	1:58.788	33.727	33.536	23.008	28.517	277.6
1	2:00.920	37.268	33.185	22.352	28.115	282.0	4	1:59.714	34.384	33.611	23.439	28.280	276.9
2	1:56.166	33.158	32.691	22.280	28.037	276.2	5	1:57.731	33.614	33.276	22.555	28.286	274.1
3	1:56.122	33.201	32.577	22.242	28.102	277.6	6	1:57.633	33.484	33.194	22.598	28.357	272.0
4	1:55.917	33.070	32.558	22.158	28.131	270.7	7	1:57.780	33.717	33.175	22.545	28.343	272.0
5	1:56.229	33.196	32.590	22.390	28.053	273.4	8	1:58.241	33.646	33.387	22.689	28.519	270.7
6	1:55.560	33.133	32.304	22.052	28.071	274.1	9	1:57.815	33.696	33.052	22.753	28.314	273.4
7	1:55.115	32.799	32.254	22.002	28.060	272.7	10	1:57.946	33.704	33.115	22.742	28.385	274.1
8	1:55.383	33.026	32.334	21.950	28.073	273.4	11	1:59.271	34.277	33.540	23.020	28.434	273.4
9	1:55.312	32.953	32.409	21.953	27.997	275.5	12	1:58.743	33.954	33.344	22.919	28.526	272.7
10	1:55.595	32.966	32.377	22.189	28.063	274.1	13	1:59.494	34.187	33.713	23.024	28.570	269.3
11	1:55.511	33.034	32.504	22.040	27.933	276.2	14	1:59.784	34.021	34.191	23.044	28.528	270.7
12	1:55.549	32.969	32.531	22.037	28.012	276.2	15	1:59.002	34.017	33.670	22.859	28.456	268.0
13	1:56.530	33.257	32.637	22.451	28.185	272.7	<b>32</b> YOSUKE HOSAKA JPN						
14	1:56.740	33.335	32.884	22.311	28.210	272.7	MDR competición KALEX						
15	1:56.370	33.270	32.611	22.234	28.255	272.0	1	2:03.554	38.806	33.728	22.889	28.131	282.7
<b>21</b> EDUARDO MONTERO ESP							2	1:59.945	34.093	32.885	24.775	28.192	279.1
STV LAGLISSE RACING KALEX							3	1:58.981	33.786	33.526	22.836	28.833	279.1
1	2:00.571	37.160	33.178	22.184	28.049	279.8	4	1:59.213	34.357	33.573	23.095	28.188	276.2
2	1:56.429	33.297	32.702	22.296	28.134	280.5	5	1:58.052	33.840	33.160	22.750	28.302	274.8
3	1:56.061	33.116	32.641	22.175	28.129	275.5	6	1:58.060	33.937	33.104	22.783	28.236	276.9
4	1:55.964	33.079	32.579	22.122	28.184	276.2	7	1:58.046	33.873	33.203	22.723	28.247	277.6
5	1:56.274	33.178	32.761	22.190	28.145	274.8	8	1:58.138	33.772	33.094	22.805	28.467	278.4
6	1:56.332	33.431	32.571	22.164	28.166	274.8	9	1:58.484	33.997	33.259	22.716	28.512	276.9
7	1:55.750	33.015	32.455	22.118	28.162	274.1	10	1:59.214	33.866	33.236	23.436	28.676	276.9
8	1:55.648	33.035	32.402	22.107	28.104	274.1	11	1:59.228	34.162	33.584	23.091	28.391	279.1
9	1:55.653	33.043	32.441	22.088	28.081	276.2	12	1:59.278	33.781	33.812	23.001	28.684	276.9
10	1:55.842	32.979	32.582	22.144	28.137	275.5	13	1:59.065	34.172	33.379	22.985	28.529	274.8
11	1:56.288	33.149	32.735	22.211	28.193	276.2	14	1:58.313	33.987	33.271	22.753	28.302	277.6
12	1:56.181	33.295	32.711	22.122	28.053	276.9	15	1:58.828	33.704	33.363	23.118	28.643	276.2
13	1:56.201	33.173	32.711	22.181	28.136	275.5	<b>18</b> JONA EISENKOLB DEU						
14	1:56.106	33.196	32.681	22.167	28.062	274.1	F. Koch Rennsport KALEX						
15	1:56.240	33.216	32.580	22.231	28.213	274.8	1	2:03.316	38.162	33.588	22.792	28.774	274.1
<b>88</b> ABDULLA AL QUBAISI QAT							2	1:59.317	34.582	33.522	22.592	28.621	272.0
Fau55 Tey Racing KALEX							3	2:00.124	34.185	33.983	23.414	28.542	278.4
1	2:03.324	38.470	33.378	23.151	28.325	279.8	4	1:59.982	34.430	33.624	23.380	28.548	279.1
2	1:58.027	33.878	33.129	22.610	28.410	278.4	5	1:59.136	34.308	33.314	23.055	28.459	276.2
3	1:59.421	33.944	33.286	23.826	28.365	277.6	6	1:58.424	33.845	33.180	22.602	28.797	270.7
4	1:58.231	34.041	33.031	22.877	28.282	276.2	7	1:58.391	34.052	33.240	22.479	28.620	273.4
5	1:58.164	34.019	33.044	22.799	28.302	273.4	8	1:58.830	34.077	33.458	22.497	28.798	270.7
6	1:58.073	33.865	32.966	22.932	28.310	276.2	9	1:59.191	34.274	33.461	22.678	28.778	270.7
7	1:57.990	33.846	32.980	22.715	28.449	274.1	10	1:59.468	34.211	33.408	23.019	28.830	270.7
8	1:57.770	33.814	32.971	22.714	28.271	274.8	11	1:59.638	34.298	33.832	22.830	28.678	271.4
9	1:58.909	34.064	33.481	22.883	28.481	273.4	12	1:59.307	34.096	33.577	22.987	28.647	271.4
10	1:59.177	34.049	33.512	22.898	28.718	273.4	13	1:58.855	34.037	33.349	22.764	28.705	270.0
11	1:59.900	34.796	33.572	23.033	28.499	276.2	14	1:59.229	34.064	33.600	22.704	28.861	268.0
12	1:58.497	33.963	33.355	22.833	28.346	277.6	15	2:00.171	34.149	33.750	22.913	29.359	265.4



# Moto2

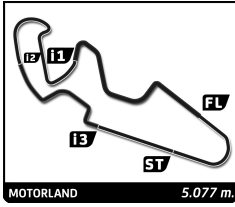
## FIM JuniorGP 2024 - MOTORLAND ARAGON

### Race 2

#### Sector Analysis

— Invalidated Lap    ■ Personal Best    ■ Session Best    B Crossing the pit lane

Lap	Time	Sector 1	Sector 2	Sector 3	Sector 4	T.Sp	Lap	Time	Sector 1	Sector 2	Sector 3	Sector 4	T.Sp
<b>9</b>	<b>CHARLES AUBRIE</b>						FRA						
	JEG Racing						KALEX						
1	2:06.054	39.101	34.588	23.553	<b>28.812</b>	270.0							
2	1:59.793	34.161	33.716	22.958	28.958	266.7							
3	2:00.939	34.709	33.966	23.077	29.187	264.1							
4	2:00.028	34.494	33.625	<b>22.822</b>	29.087	262.8							
5	<b>1:59.678</b>	<b>33.988</b>	33.569	22.875	29.246	260.9							
6	1:59.983	34.424	33.647	22.847	29.065	262.1							
7	2:00.123	34.234	33.756	22.960	29.173	261.5							
8	2:00.049	34.253	<b>33.561</b>	23.016	29.219	260.9							
9	2:00.568	34.325	33.722	23.034	29.487	263.4							
10	2:01.121	34.563	33.811	23.494	29.253	261.5							
11	2:00.260	34.277	33.821	23.166	28.996	262.8							
12	2:00.320	34.275	33.769	23.207	29.069	262.8							
13	2:00.647	34.543	33.833	23.064	29.207	259.6							
14	2:01.166	34.485	34.139	23.092	29.450	262.1							
15	2:00.879	34.581	33.965	23.076	29.257	259.6							
<b>92</b>	<b>ROSSI ATTILA MOOR</b>						USA						
	MMR						KALEX						
1	1:56.655	34.763	32.313	21.939	27.640	278.4							
2	1:54.510	32.899	32.061	21.861	27.689	280.5							
3	1:53.869	32.831	31.856	21.681	27.501	281.2							
4	1:53.987	32.904	31.910	21.644	27.529	278.4							
5	1:53.861	32.560	32.007	<b>21.577</b>	27.717	277.6							
6	<b>1:53.701</b>	32.664	<b>31.837</b>	21.663	27.537	279.1							
7	1:53.859	<b>32.360</b>	31.843	21.995	27.661	279.1							
8	1:53.794	32.592	31.844	21.859	<b>27.499</b>	281.2							
9	1:54.865	33.015	32.155	21.763	27.932	278.4							
<b>4</b>	<b>ERIC FERNÁNDEZ</b>						ESP						
	Fau55 Tey Racing						KALEX						
1	1:56.934	34.496	33.117	21.872	27.449	284.2							
2	1:54.121	32.792	31.945	21.959	27.425	281.2							
3	<b>1:53.253</b>	32.383	<b>31.876</b>	<b>21.573</b>	27.421	279.1							
4	1:53.517	32.382	32.000	21.733	<b>27.402</b>	280.5							
5	1:53.474	32.410	31.889	21.682	27.493	277.6							
6	1:53.746	<b>32.363</b>	31.923	21.891	27.569	277.6							
7	1:53.910	32.415	31.920	22.023	27.552	283.5							
8	1:55.185	32.965	32.298	22.149	27.773	282.7							
9	1:54.975	32.666	32.587	22.031	27.691	283.5							
<b>98</b>	<b>CHANON INTA</b>						THA						
	EEST 84R						KALEX						
1	2:04.017	37.793	33.908	23.556	28.760	272.0							
2	<b>1:58.883</b>	34.121	33.524	<b>22.683</b>	<b>28.555</b>	272.7							
3	1:59.482	<b>34.109</b>	33.600	22.785	28.988	269.3							
4	2:00.167	34.196	33.857	23.357	28.757	271.4							

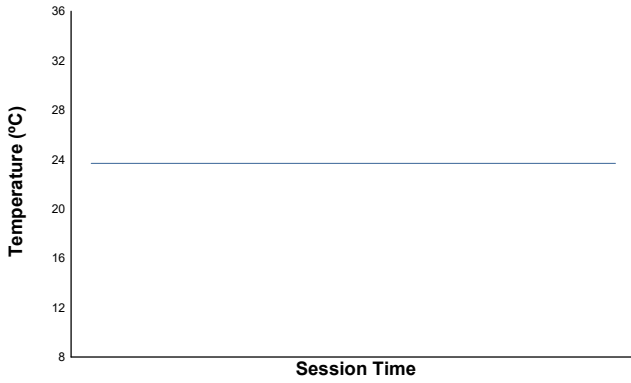


# FIM JuniorGP 2024 - MOTORLAND ARAGON

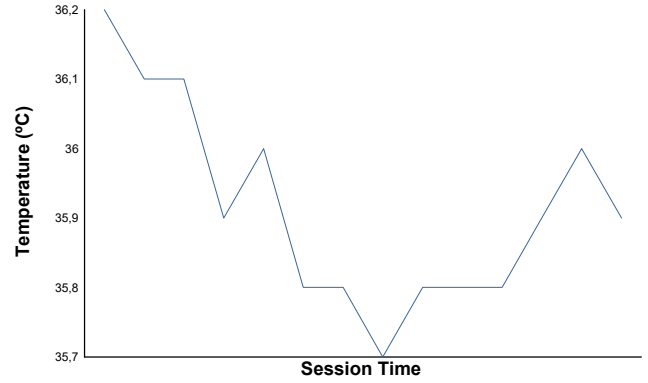
Moto2  
Race 2

## Weather Report

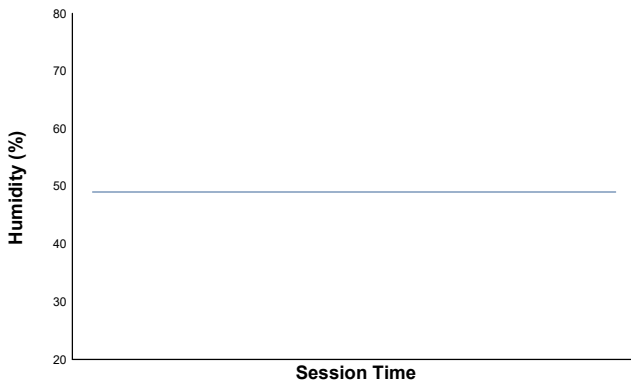
**Air Temperature**



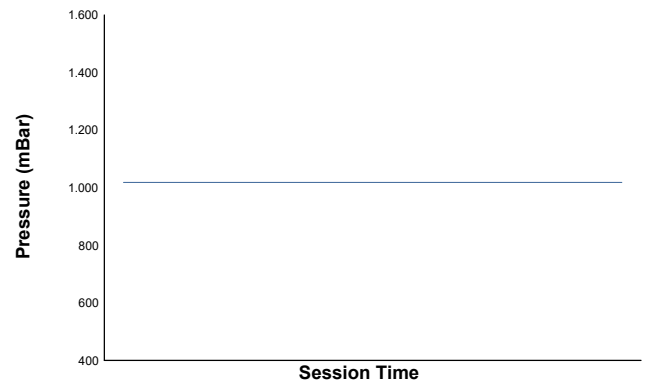
**Track Temperature**



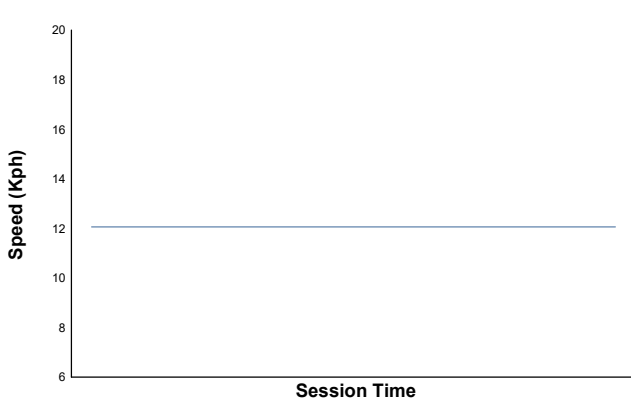
**Humidity**



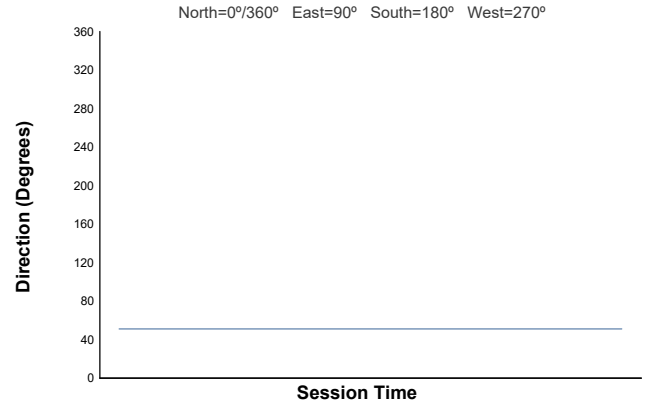
**Pressure**



**Wind Speed**



**Wind Direction**



Track Status: **DRY**