


4801 m.

MOTUL GRAND PRIX OF JAPAN

Practice Nr. 1

Classification

6

	Rider	Nation	Team	Motorcycle	Time	Lap	Total	Gap	Top Speed
1	48 Ivan ORTOLA	SPA	MT Helmets - MSI	KTM	1'55.550	14	16		217.7
2	36 Angel PIQUERAS	SPA	Leopard Racing	HONDA	1'55.707	12	13	0.157	0.157 218.6
3	80 David ALONSO	COL	CFMOTO Gaviota Aspar Team	CFMOTO	1'55.717	14	14	0.167	0.010 219.5
4	6 Ryusei YAMANAKA	JPN	MT Helmets - MSI	KTM	1'55.803	15	17	0.253	0.086 219.5
5	24 Tatsuki SUZUKI	JPN	Liqui Moly Husqvarna Intact GP	HUSQVARNA	1'55.865	12	14	0.315	0.062 220.4
6	66 Joel KELSO	AUS	BOE Motorsports	KTM	1'55.936	12	14	0.386	0.071 216.4
7	22 David ALMANSA	SPA	Kopron Rivacold Snipers Team	HONDA	1'56.015	12	14	0.465	0.079 219.0
8	31 Adrian FERNANDEZ	SPA	Leopard Racing	HONDA	1'56.092	12	15	0.542	0.077 215.5
9	95 Collin VEIJER	NED	Liqui Moly Husqvarna Intact GP	HUSQVARNA	1'56.142	16	17	0.592	0.050 217.7
10	18 Matteo BERTELLE	ITA	Kopron Rivacold Snipers Team	HONDA	1'56.181	11	13	0.631	0.039 216.0
11	99 Jose Antonio RUEDA	SPA	Red Bull KTM Ajo	KTM	1'56.202	13	15	0.652	0.021 217.7
12	7 Filippo FARIOLI	ITA	SIC58 Squadra Corse	HONDA	1'56.445	10	12	0.895	0.243 214.2
13	96 Daniel HOLGADO	SPA	Red Bull GASGAS Tech3	GASGAS	1'56.493	14	15	0.943	0.048 217.7
14	58 Luca LUNETTA	ITA	SIC58 Squadra Corse	HONDA	1'56.587	12	13	1.037	0.094 217.7
15	64 David MUÑOZ	SPA	BOE Motorsports	KTM	1'56.606	12	12	1.056	0.019 218.1
16	82 Stefano NEPA	ITA	LEVELUP - MTA	KTM	1'56.674	13	13	1.124	0.068 217.3
17	72 Taiyo FURUSATO	JPN	Honda Team Asia	HONDA	1'56.679	15	15	1.129	0.005 217.7
18	10 Nicola CARRARO	ITA	LEVELUP - MTA	KTM	1'56.843	14	14	1.293	0.164 217.7
19	19 Scott OGDEN	GBR	FleetSafe Honda - MLav Racing	HONDA	1'57.411	10	13	1.861	0.568 216.8
20	78 Joel ESTEBAN	SPA	CFMOTO Gaviota Aspar Team	CFMOTO	1'57.493	14	14	1.943	0.082 215.5
21	85 Xabi ZURUTUZA	SPA	Red Bull KTM Ajo	KTM	1'57.680	12	13	2.130	0.187 216.0
22	5 Tatchakorn BUASRI	THA	Honda Team Asia	HONDA	1'57.724	11	12	2.174	0.044 217.7
23	12 Jacob ROULSTONE	AUS	Red Bull GASGAS Tech3	GASGAS	1'57.815	14	14	2.265	0.091 216.4
24	54 Riccardo ROSSI	ITA	CIP Green Power	KTM	1'58.456	11	12	2.906	0.641 215.5
25	55 Noah DETTWILER	SWI	CIP Green Power	KTM	1'58.784	11	14	3.234	0.328 216.0
26	32 Rei WAKAMATSU	JPN	FleetSafe Honda - MLav Racing	HONDA	2'00.213	9	13	4.663	1.429 213.0

Practice condition: Dry

Air: 25°

Humidity: 86%

Ground: 30°

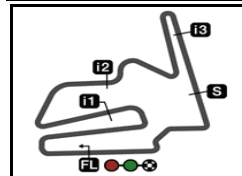
Fastest Lap:	Lap: 14	Ivan ORTOLA	1'55.550	149.5 Km/h
Best Race Lap:	2023	Ayumu SASAKI	1'57.064	147.6 Km/h
All-Time Lap Record:	2024	Ivan ORTOLA	1'55.550	149.5 Km/h

The results are provisional until the end of the limit for protest and appeals.

Time limit for protest expires 60' after publication of the results - Time:

These data/results cannot be reproduced, stored and/or transmitted in whole or in part by any manner of electronic, mechanical, photocopying, recording, broadcasting or otherwise now known or herein after developed without the previous express consent by the copyright owner, except for reproduction in daily press and regular printed publications on sale to the public within 60 days of the event related to those data/results and always provided that copyright symbol appears together as follows below.

© DORNA, 2024



MOTUL GRAND PRIX OF JAPAN

Practice Nr. 1

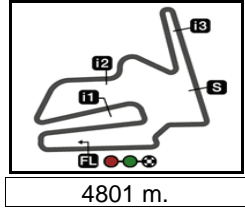
Top Speed & Average

8

	Rider	Nation	Motorcycle	Top 5 speeds					Average	Top
24	Tatsuki SUZUKI	JPN	HUSQVARNA	220.4	219.9	218.1	217.7	217.3	218.7	220.4
6	Ryusei YAMANAKA	JPN	KTM	219.5	218.1	216.8	216.8	216.4	217.3	219.5
80	David ALONSO	COL	CFMOTO	219.5	218.1	218.1	218.1	217.7	218.3	219.5
22	David ALMANSA	SPA	HONDA	219.0	217.7	217.7	217.7	216.0	217.6	219.0
36	Angel PIQUERAS	SPA	HONDA	218.6	217.7	216.0	216.0	216.0	216.9	218.6
64	David MUÑOZ	SPA	KTM	218.1	216.4	216.4	216.4	216.0	216.5	218.1
5	Tatchakorn BUASRI	THA	HONDA	217.7	214.7	214.7	214.7	214.2	215.0	217.7
10	Nicola CARRARO	ITA	KTM	217.7	216.8	216.4	216.4	216.0	216.7	217.7
48	Ivan ORTOLA	SPA	KTM	217.7	214.7	214.2	214.2	214.2	214.8	217.7
58	Luca LUNETTA	ITA	HONDA	217.7	217.3	216.8	216.4	215.1	216.7	217.7
72	Taiyo FURUSATO	JPN	HONDA	217.7	217.3	217.3	216.4	216.4	217.0	217.7
95	Collin VEIJER	NED	HUSQVARNA	217.7	216.8	215.5	215.1	215.1	215.8	217.7
96	Daniel HOLGADO	SPA	GASGAS	217.7	216.8	215.5	215.5	215.1	216.0	217.7
99	Jose Antonio RUEDA	SPA	KTM	217.7	217.7	216.4	216.4	216.4	216.9	217.7
82	Stefano NEPA	ITA	KTM	217.3	217.3	215.5	215.1	214.2	215.9	217.3
19	Scott OGDEN	GBR	HONDA	216.8	214.7	213.8	213.4	213.4	214.3	216.8
12	Jacob ROULSTONE	AUS	GASGAS	216.4	216.0	215.5	215.1	214.7	215.3	216.4
66	Joel KELSO	AUS	KTM	216.4	216.0	216.0	215.5	215.5	215.9	216.4
18	Matteo BERTELLE	ITA	HONDA	216.0	216.0	215.5	215.1	215.1	215.5	216.0
55	Noah DETTWILER	SWI	KTM	216.0	215.1	214.7	214.7	214.7	215.0	216.0
85	Xabi ZURUTUZA	SPA	KTM	216.0	216.0	216.0	215.5	215.5	215.8	216.0
31	Adrian FERNANDEZ	SPA	HONDA	215.5	214.7	214.7	214.7	214.2	214.6	215.5
54	Riccardo ROSSI	ITA	KTM	215.5	213.0	212.5	212.1	212.1	213.0	215.5
78	Joel ESTEBAN	SPA	CFMOTO	215.5	215.5	215.5	215.5	215.1	215.4	215.5
7	Filippo FARIOLI	ITA	HONDA	214.2	213.4	213.0	212.5	211.7	212.6	214.2
32	Rei WAKAMATSU	JPN	HONDA	213.0	211.3	211.3	210.5	210.5	211.2	213.0

These data/results cannot be reproduced, stored and/or transmitted in whole or in part by any manner of electronic, mechanical, photocopying, recording, broadcasting or otherwise now known or herein after developed without the previous express consent by the copyright owner, except for reproduction in daily press and regular printed publications on sale to the public within 60 days of the event related to those data/results and always provided that copyright symbol appears together as follows below.

© DORNA, 2024



MOTUL GRAND PRIX OF JAPAN
Practice Nr. 1
Chronological Analysis of Performances

9

* Lap / Sector time cancelled T1 Time from finish line to 1st intermediate T3 Time from 2nd intermed. to 3rd intermed.
P Crossing the finish line in pit lane T2 Time from 1st intermed. to 2nd intermed. T4 Time from 3rd intermediate to finish line

Lap	Lap Time	T1	T2	T3	T4	Speed	Lap	Lap Time	T1	T2	T3	T4	Speed							
1st 48 Ivan ORTOLA MT Helmets - MSI SPA Runs=2 Total laps=16 Full laps=13 Valid laps=12							9	1'56.472	29.732	22.587	31.326	32.827	218.1	10	1'53.484 P	32.318	23.556	32.225	25.385	215.1
1	2'25.937	35.384	24.094	33.210	36.958	192.5	11	2'00.609	33.235	22.920	31.364	33.090	216.0							
2	1'58.821	30.140	23.197	31.962	33.522	213.4	12	1'55.766	29.465	22.458	31.005	32.838	216.4							
3	1'57.135	29.617	22.868	31.555	33.095	214.2	13	2'00.097 *	29.444	22.361	31.237*	37.055	149.5							
4	1'56.969	29.755	22.832	31.299	33.083	213.8	14	1'55.717	29.506	22.435	30.980	32.796	218.1							
5	1'56.596	29.642	22.640	31.446	32.868	214.2	4th 6 Ryusei YAMANAKA MT Helmets - MSI JPN Runs=2 Total laps=17 Full laps=14 Valid laps=13													
6	1'58.668	29.828	22.875	32.162	33.803	213.0	1	2'38.976	35.814	25.560	33.520	35.121	214.7							
7	1'57.584	29.958	22.876	31.592	33.158	214.7	2	2'00.965 *	31.419	23.545	32.388*	33.613	216.8							
8	1'57.309	29.876	22.894	31.462	33.077	214.2	3	1'58.190	30.168	22.814	31.805	33.403	218.1							
9	1'57.389	29.800	22.843	31.549	33.197	213.8	4	1'57.676	30.021	22.874	31.506	33.275	215.1							
10	1'57.275 *	29.91*	22.813	31.386	33.164	213.4	5	1'57.223	29.917	22.726	31.504	33.076	216.0							
11	1'57.685	29.792	22.874	31.638	33.381	212.1	6	1'56.705	29.809	22.626	31.301	32.969	216.4							
12	1'52.336 P	30.627	23.598	32.243	25.868	213.4	7	1'56.616	29.780	22.530	31.288	33.018	216.8							
13	1'59.912	32.554	22.948	31.409	33.001	213.8	8	1'56.901	29.940	22.542	31.293	33.126	215.1							
14	1'55.550	29.371	22.450	31.023	32.706	217.7	9	1'56.716	29.846	22.612	31.192	33.066	215.1							
15	1'56.031	29.372	22.390	31.273	32.996	214.2	10	1'56.798	29.737	22.599	31.343	33.119	214.7							
16	1'56.261	29.558	22.555	31.187	32.961	214.2	11	1'59.190	32.061	22.673	31.343	33.113	215.5							
2nd 36 Angel PIQUERAS Leopard Racing SPA Runs=2 Total laps=13 Full laps=10 Valid laps=10							12	1'51.372 P	30.276	23.514	32.072	25.510	211.3							
1	6'43.986	34.010	23.805	31.974	33.446	215.5	13	1'58.204	31.667	22.563	31.143	32.831	216.0							
2	1'57.698	30.192	22.875	31.377	33.254	216.0	14	1'55.840	29.620	22.443	30.986	32.791	216.4							
3	1'57.339	30.032	22.828	31.313	33.166	216.0	15	1'55.803	29.498	22.467	31.066	32.772	219.5							
4	1'56.914	29.834	22.718	31.315	33.047	218.6	16	1'56.561	29.684	22.520	31.283	33.074	213.0							
5	1'56.234	29.771	22.583	31.012	32.868	217.7	17	1'56.521	29.635	22.527	31.352	33.007	215.1							
6	2'05.088	35.077	24.172	31.513	34.326	212.5	5th 24 Tatsuki SUZUKI Liqui Moly Husqvarna JPN Runs=3 Total laps=14 Full laps=9 Valid laps=8													
7	1'58.811	30.005	22.735	32.322	33.749	203.3	1	2'37.674	43.646	26.934	33.122	35.097	216.0							
8	1'57.832	30.063	23.012	31.516	33.241	215.1	2	1'59.559	30.907	23.230	31.972	33.450	216.8							
9	1'50.292 P	30.048	22.875	31.506	25.863	207.2	3	1'57.792	30.143	22.651	31.867	33.131	216.4							
10	2'02.015	32.845	23.279	31.496	34.395	215.5	4	2'08.071	29.970	23.297	36.503	38.301	170.3							
11	1'56.170	29.822	22.559	30.935	32.854	213.4	5	2'00.590	29.922	22.568	31.898	36.202	216.4							
12	1'55.707	29.533	22.370	31.044	32.760	215.1	6	1'56.762	29.824	22.561	31.414	32.963	217.3							
13	2'02.753	34.760	23.665	31.210	33.118	213.0	7	1'56.640 *	29.787	22.511	31.345*	32.997	219.9							
PIT	29.556	22.439	30.922	55.968	216.0	8	1'52.834 P	29.769	22.523	31.311	29.231	206.1								
3rd 80 David ALONSO CFMOTO Gaviota Asp COL Runs=2 Total laps=14 Full laps=11 Valid laps=10							9	2'02.214 *	33.710	23.169	31.804*	33.531	213.8							
1	2'37.366	36.480	24.746	33.088	35.189	215.5	10	1'50.979 P	30.161	22.860	31.554	26.404	214.7							
2	1'59.693	30.727	23.339	32.032	33.595	216.0	11	2'10.878	43.127	23.027	31.619	33.105	220.4							
3	1'57.620	29.888	22.809	31.709	33.214	216.0	12	1'55.865	29.608	22.377	31.121	32.759	218.1							
4	2'11.473	29.874	35.750	32.609	33.240	216.4	13	1'56.015	29.693	22.517	30.997	32.808	217.7							
5	1'56.997	29.730	22.759	31.566	32.942	218.1	14	2'05.327	36.814	22.699	31.560	34.254	215.5							
6	1'56.584	29.708	22.619	31.356	32.901	217.7	Fastest Lap: Ivan ORTOLA MT Helmets - MSI SPA 1'55.550 29.371 22.450 31.023 32.706													
7	1'56.954	29.721	22.695	31.692	32.846	219.5														
8	2'02.440	29.650	22.606	31.663	38.521	205.3														

These data/results cannot be reproduced, stored and/or transmitted in whole or in part by any manner of electronic, mechanical, photocopying, recording, broadcasting or otherwise now known or herein after developed without the previous express consent by the copyright owner, except for reproduction in daily press and regular printed publications on sale to the public within 60 days of the event related to those data/results and always provided that copyright symbol appears together as follows below.
© DORNA, 2024



Practice Nr. 1

Moto3

Lap	Lap Time	T1	T2	T3	T4	Speed	Lap	Lap Time	T1	T2	T3	T4	Speed
6th	66	Joel KELSO BOE Motorsports AUS					3	1'58.176	30.111	22.979	31.711	33.375	213.8
		Runs=3	Total laps=14	Full laps=9	Valid laps=9		4	1'57.732	29.914	22.886	31.511	33.421	213.8
1	2'39.366	34.794	24.611	33.267	34.435	213.8	5	1'57.128	29.835	22.773	31.409	33.111	214.7
2	2'00.126	31.027	23.345	32.183	33.571	214.2	6	1'57.314	29.871	22.769	31.471	33.203	214.2
3	1'58.390	30.171	23.017	31.789	33.413	214.2	7	1'57.088	29.861	22.731	31.442	33.054	215.1
4	1'58.815	30.007	23.543	31.931	33.334	216.0	8	1'57.156	29.928	22.924	31.282	33.022	215.1
5	1'57.648	29.945	22.831	31.628	33.244	214.2	9	1'56.987	29.746	22.787	31.383	33.071	215.1
6	1'55.273 P	30.592	24.559	34.191	25.931	210.5	10	1'56.880	29.766	22.706	31.345	33.063	213.0
7	2'02.483	34.184	23.407	31.585	33.307	213.4	11	1'50.491 P	30.409	22.972	31.673	25.437	213.0
8	1'56.510	29.671	22.643	31.230	32.966	215.5	12	2'01.988	32.734	23.551	32.166	33.537	211.7
9	1'57.165	29.772	22.730	31.516	33.147	215.5	13	1'56.751	29.688	22.693	31.351	33.019	214.2
10	1'51.034 P	30.230	22.940	31.932	25.932	212.1	14	1'56.313	29.639	22.608	31.189	32.877	215.1
11	1'59.423	32.407	22.779	31.251	32.986	216.0	15	1'57.038	29.558	22.744	31.119	33.617	215.5
12	1'55.936	29.487	22.509	31.056	32.884	216.4	16	1'56.142	29.524	22.621	31.217	32.780	216.8
13	1'56.698	29.554	22.600	31.481	33.063	214.7	17	1'56.816	29.818	22.634	31.213	33.151	217.7
14	1'56.938	29.737	22.656	31.291	33.254	213.0							
7th	22	David ALMANSA Kopron Rivacold Snip SPA					10th	18	Matteo BERTELLE Kopron Rivacold Snip ITA				
		Runs=2	Total laps=14	Full laps=11	Valid laps=11			Runs=2	Total laps=13	Full laps=10	Valid laps=10		
1	3'10.902	40.121	26.446	34.649	35.006	206.5	1	3'10.568	34.629	24.455	33.382	34.651	212.5
2	2'00.484	31.160	23.444	32.337	33.543	217.7	2	2'00.640	31.138	23.541	32.398	33.563	213.8
3	1'58.835	30.465	23.142	31.911	33.317	215.1	3	1'59.865	30.522	23.720	32.208	33.415	215.5
4	1'58.485	30.215	22.902	31.555	33.813	215.1	4	1'58.370	30.141	23.136	31.787	33.306	215.1
5	2'03.068	31.550	23.443	31.852	36.223	215.5	5	2'01.483	30.328	23.174	32.105	35.876	211.7
6	1'57.845	30.037	22.861	31.511	33.436	219.0	6	1'58.578	30.145	23.038	31.774	33.621	213.0
7	1'59.673	30.144	22.955	33.199	33.375	215.1	7	1'58.091	30.093	22.986	31.706	33.306	213.4
8	1'58.324	30.124	23.044	31.759	33.397	215.5	8	1'52.855 P	31.395	23.689	31.903	25.868	214.2
9	1'53.672 P	30.237	22.942	33.180	27.313	178.5	9	2'10.208	33.370	29.131	33.559	34.148	193.2
10	2'06.360	33.597	26.085	33.472	33.206	216.0	10	1'57.078	29.711	22.680	31.336	33.351	213.8
11	1'56.863	29.755	22.890	31.348	32.870	217.7	11	1'56.181	29.582	22.574	31.031	32.994	216.0
12	1'56.015	29.636	22.593	31.044	32.742	215.5	12	1'56.651	29.649	22.642	31.239	33.121	216.0
13	1'57.676	29.840	22.749	31.196	33.891	205.7	13	1'56.846	29.879	22.645	31.286	33.036	215.1
14	1'56.434	29.664	22.475	31.254	33.041	217.7							
8th	31	Adrian FERNANDEZ Leopard Racing SPA					11th	99	Jose Antonio RUED Red Bull KTM Ajo SPA				
		Runs=3	Total laps=15	Full laps=11	Valid laps=11			Runs=2	Total laps=15	Full laps=12	Valid laps=11		
1	3'00.652 P	36.552	24.499	33.965	26.655	210.9	1	4'52.180	34.115	23.950	32.378	34.056	214.2
2	2'01.567	33.192	23.153	31.624	33.598	214.2	2	1'58.998	30.362	23.136	31.920	33.580	215.1
3	1'57.964	30.180	23.076	31.323	33.385	214.7	3	1'58.561 *	30.23 *	22.981	31.804	33.540	215.5
4	1'57.153	29.861	22.752	31.200	33.340	215.5	4	1'57.781	30.011	22.869	31.615	33.286	216.0
5	1'57.899	29.856	22.930	31.620	33.493	214.7	5	1'57.580	30.017	22.798	31.532	33.233	216.4
6	1'57.398	29.888	22.831	31.382	33.297	214.7	6	1'59.493	30.493	23.440	31.999	33.561	215.5
7	1'57.296	29.830	22.809	31.237	33.420	214.2	7	1'58.351	30.193	22.903	31.743	33.512	216.0
8	1'57.429	29.906	22.866	31.270	33.387	213.0	8	1'58.137	30.142	22.979	31.652	33.364	215.1
9	1'57.350	29.919	22.813	31.464	33.154	213.8	9	1'57.790	29.999	22.866	31.563	33.362	216.4
10	1'50.276 P	29.927	22.751	31.429	26.169	212.5	10	1'50.883 P	30.211	23.114	31.744	25.814	214.2
11	2'00.563	33.206	22.956	31.246	33.155	214.2	11	2'01.174	31.972	23.158	31.478	34.566	216.0
12	1'56.092	29.691	22.498	30.902	33.001	213.0	12	1'56.367	29.759	22.651	31.090	32.867	217.7
13	1'56.230	29.639	22.533	30.993	33.065	213.8	13	1'56.202	29.703	22.519	31.175	32.805	217.7
14	1'56.652	29.721	22.660	31.056	33.215	213.8	14	2'02.668	34.987	22.979	31.376	33.326	216.4
15	1'56.719	29.824	22.720	31.087	33.088	212.5	15	1'57.307	29.782	22.858	31.333	33.334	216.0
9th	95	Collin VEIJER Liqui Moly Husqvarna NED					12th	7	Filippo FARIOLI SIC58 Squadra Corse ITA				
		Runs=2	Total laps=17	Full laps=14	Valid laps=14			Runs=3	Total laps=12	Full laps=8	Valid laps=8		
1	2'12.602	34.640	24.399	33.098	34.335	212.1	1	2'34.217 P	35.197	25.098	34.304	25.936	208.4
2	1'59.750	30.580	23.276	32.151	33.743	212.5	2	2'04.331	35.106	23.729	32.078	33.418	213.4
							3	1'57.402	29.865	22.972	31.206	33.359	214.2
							4	1'59.906	29.976	23.290	31.690	34.950	181.5

Fastest Lap: Ivan ORTOLA MT Helmets - MSI SPA **1'55.550** 29.371 22.450 31.023 32.706

These data/results cannot be reproduced, stored and/or transmitted in whole or in part by any manner of electronic, mechanical, photocopying, recording, broadcasting or otherwise now known or herein after developed without the previous express consent by the copyright owner, except for reproduction in daily press and regular printed publications on sale to the public within 60 days of the event related to those data/results and always provided that copyright symbol appears together as follows below.
© DORNA, 2024

Practice Nr. 1

Moto3

Lap	Lap Time	T1	T2	T3	T4	Speed	Lap	Lap Time	T1	T2	T3	T4	Speed
5	1'57.340	29.822	22.765	31.497	33.256	212.5	12	1'56.606	29.751	22.605	31.240	33.010	216.0
6	1'56.974	29.831	22.673	31.202	33.268	213.0	16th 82 Stefano NEPA LEVELUP - MTA ITA						
7	1'49.530 P	29.865	22.801	31.673	25.191	211.7	Runs=2 Total laps=13 Full laps=10 Valid laps=10						
8	2'00.219	32.368	22.996	31.328	33.527	210.9	1	5'52.736	35.793	24.904	33.947	34.801	212.1
9	1'56.511	29.720	22.660	31.040	33.091	211.7	2	2'01.335	30.929	23.448	32.822	34.136	210.5
10	1'56.445	29.643	22.567	31.103	33.132	210.9	3	1'58.697	30.308	23.052	31.747	33.590	213.8
11	2'02.537	30.114	24.965	32.604	34.854	191.4	4	1'58.113	30.218	22.905	31.666	33.324	213.8
12	1'56.585	29.761	22.601	31.107	33.116	211.7	5	1'57.954	30.117	22.946	31.594	33.297	213.8
13th 96 Daniel HOLGADO Red Bull GASGAS Te SPA							6	1'58.198	30.229	22.993	31.661	33.315	213.4
Runs=2 Total laps=15 Full laps=12 Valid laps=11							7	1'57.839	30.170	22.783	31.509	33.377	213.4
1	2'40.526	37.295	26.060	34.559	35.212	214.2	8	1'51.104 P	30.092	22.948	31.754	26.310	204.5
2	2'02.128	31.352	23.967	32.741	34.068	214.2	9	2'02.766	32.910	23.546	31.881	34.429	217.3
3	1'59.884	30.524	23.273	32.236	33.851	214.7	10	1'57.260	29.965	22.749	31.451	33.095	214.2
4	2'00.137	30.309	23.262	32.895	33.671	215.5	11	1'56.780	29.843	22.576	31.406	32.955	215.5
5	1'59.772	30.093	22.939	32.010	34.730	217.7	12	1'56.886	30.019	22.696	31.235	32.936	215.1
6	1'58.406	29.988	22.869	32.169	33.380	215.5	13	1'56.674	29.759	22.552	31.282	33.081	217.3
7	1'57.457	29.827	22.666	31.593	33.371	215.1	17th 72 Taiyo FURUSATO Honda Team Asia JPN						
8	1'58.426	29.967	22.820	31.625	34.014	215.1	Runs=2 Total laps=15 Full laps=12 Valid laps=11						
9	2'00.021	30.076	22.901	31.727	35.317	173.0	1	2'48.814	34.764	24.051	32.737	34.799	215.1
10	1'50.787 P	30.096	22.915	31.792	25.984	214.2	2	1'59.273	30.434	23.170	31.984	33.685	213.8
11	2'02.959	33.226	23.206	31.871	34.656	214.2	3	1'58.657	30.205	23.073	31.919	33.460	215.5
12	1'58.760	29.918	22.673	31.639	34.530	189.1	4	1'57.700	30.027	22.817	31.482	33.374	215.1
13	1'56.641	29.724	22.466	31.387	33.064	216.8	5	1'57.270	29.860	22.716	31.538	33.156	216.4
14	1'56.493	29.690	22.628	31.174	33.001	214.7	6	1'57.226	29.838	22.872	31.389	33.127	215.5
15	2'09.733 *	39.443	23.214	32.223	34.853*	214.2	7	1'56.922	29.754	22.662	31.485	33.021	216.4
14th 58 Luca LUNETTA SIC58 Squadra Corse ITA							8	2'01.908	29.758	22.760	32.447	36.943	198.1
Runs=3 Total laps=13 Full laps=9 Valid laps=9							9	1'57.210	29.764	22.806	31.425	33.215	215.5
1	2'15.582 P	36.202	26.371	35.787	30.133	176.1	10	1'55.999 P	31.490	23.752	32.531	28.226	186.2
2	2'03.522	33.682	23.353	32.466	34.021	213.0	11	2'02.016	32.656	23.196	31.821	34.343	215.1
3	1'59.542	30.142	22.973	32.672	33.755	213.4	12	1'56.876 *	29.644	22.621	31.344*	33.267	217.3
4	1'58.237	30.006	22.841	31.781	33.609	214.7	13	1'59.039	29.595	23.835	32.214	33.395	214.2
5	1'57.937	30.039	22.838	31.519	33.541	214.2	14	1'56.718	29.717	22.755	31.228	33.018	217.3
6	1'57.445	29.832	22.667	31.737	33.209	215.1	15	1'56.679	29.629	22.648	31.266	33.136	217.7
7	1'57.481	29.794	22.756	31.508	33.423	214.2	18th 10 Nicola CARRARO LEVELUP - MTA ITA						
8	1'57.242	29.757	22.721	31.439	33.325	213.0	Runs=2 Total laps=14 Full laps=11 Valid laps=9						
9	1'58.883 P	29.826	27.553	34.632	26.872	201.8	1	4'53.586	35.150	23.926	34.458	35.125	216.8
10	2'14.858	46.326	23.360	31.852	33.320	217.3	2	2'01.174	31.133	23.429	32.411	34.201	214.7
11	1'56.684	29.720	22.644	31.297	33.023	216.4	3	1'59.575	30.474	23.243	31.946	33.912	213.8
12	1'56.587	29.562	22.564	31.376	33.085	216.8	4	1'59.092	30.120	22.888	32.374	33.710	214.2
13	1'56.682	29.678	22.576	31.434	32.994	217.7	5	1'58.488	30.109	22.989	31.759	33.631	214.7
15th 64 David MUÑOZ BOE Motorsports SPA							6	1'59.248	30.063	22.883	32.744	33.558	214.7
Runs=2 Total laps=12 Full laps=9 Valid laps=9							7	2'01.756 *	32.627	23.973	31.817*	33.339	216.4
1	2'37.558	37.641	24.841	33.830	35.999	202.6	8	1'57.724	30.040	22.785	31.531	33.368	215.1
2	2'00.054	31.027	23.381	32.077	33.569	216.4	9	1'59.053	30.392	23.081	32.142	33.438	212.5
3	1'58.575	30.350	23.075	31.786	33.364	216.4	10	1'51.837 P	30.286	22.949	32.293	26.309	213.4
4	2'00.670	30.467	23.136	33.267	33.800	206.8	11	2'02.467	32.792	23.568	31.547	34.560	217.7
5	1'57.704	30.209	22.860	31.555	33.080	216.4	12	1'59.356 *	29.913	22.742	32.755*	33.946	214.7
6	1'59.821	29.995	22.932	31.600	35.294	210.1	13	1'59.715	29.990	24.186	32.173	33.366	216.4
7	1'57.502	30.079	22.877	31.386	33.160	214.7	14	1'56.843	29.831	22.696	31.213	33.103	216.0
8	1'58.953 P	35.209	24.480	31.659	27.605	218.1	PIT 29.956 22.962 50.336 41.736 121.3						
9	2'01.152	33.729	22.948	31.414	33.061	216.0							
10	1'57.029	29.798	22.606	31.259	33.366	216.0							
11	1'58.696	29.811	22.783	31.602	34.500	206.5							

Fastest Lap: Ivan ORTOLA MT Helmets - MSI SPA **1'55.550** 29.371 22.450 31.023 32.706

These data/results cannot be reproduced, stored and/or transmitted in whole or in part by any manner of electronic, mechanical, photocopying, recording, broadcasting or otherwise now known or herein after developed without the previous express consent by the copyright owner, except for reproduction in daily press and regular printed publications on sale to the public within 60 days of the event related to those data/results and always provided that copyright symbol appears together as follows below.
© DORNA, 2024

Practice Nr. 1

Moto3

Lap	Lap Time	T1	T2	T3	T4	Speed	Lap	Lap Time	T1	T2	T3	T4	Speed		
19th	19	Scott OGDEN				FleetSafe Honda - ML GBR			6	1'59.258	30.321	23.265	31.765	33.907	211.7
		Runs=3	Total laps=13	Full laps=8	Valid laps=8		7	1'58.507	30.176	22.994	31.861	33.476	214.2		
1	2'46.940	34.814	24.338	34.265	35.381	210.1	8	1'56.894	P 32.216	24.207	32.637	27.834	186.2		
2	1'57.473	P 32.093	24.473	34.710	26.197	211.3	9	2'04.599	33.378	24.193	32.771	34.257	214.2		
3	2'03.652	34.239	23.390	32.099	33.924	213.0	10	1'59.443	30.244	22.771	31.682	34.746	213.4		
4	1'58.704	30.186	23.102	31.758	33.658	213.8	11	1'57.724	29.967	22.657	31.479	33.621	217.7		
5	1'58.328	30.155	23.044	31.701	33.428	213.4	12	2'00.974	32.162	23.069	31.790	33.953	213.4		
6	2'00.082	30.071	23.201	33.370	33.440	216.8	23rd	12	Jacob ROULSTONE				Red Bull GASGAS Te AUS		
7	1'57.473	29.960	22.834	31.526	33.153	214.7			Runs=2	Total laps=14	Full laps=11	Valid laps=10			
8	1'50.633	P 29.808	22.840	32.263	25.722	213.4	1	4'35.484	34.914	24.683	34.248	34.646	212.1		
9	2'00.478	32.452	23.149	31.501	33.376	211.7	2	2'00.648	30.684	23.502	32.560	33.902	214.2		
10	1'57.411	29.884	22.808	31.341	33.378	212.5	3	2'01.500	30.678	24.737	32.170	33.915	216.0		
11	2'04.336	35.801	23.501	31.600	33.434	212.5	4	1'59.463	30.324	23.231	32.033	33.875	214.7		
12	1'57.883	30.149	22.914	31.515	33.305	212.5	5	1'58.858	30.314	23.101	31.865	33.578	214.2		
13	1'57.603	29.935	22.869	31.466	33.333	213.4	6	1'58.698	30.149	23.176	31.753	33.620	214.2		
20th	78	Joel ESTEBAN				CFMOTO Gaviota Asp SPA			7	1'59.762	30.307	23.264	32.230	33.961	213.0
		Runs=2	Total laps=14	Full laps=11	Valid laps=10		8	1'59.221	30.243	23.097	31.975	33.906	213.0		
1	2'22.088	38.951	26.994	35.798	37.146	199.6	9	1'56.142	P 32.874	25.512	32.168	25.588	214.7		
2	2'04.349	32.277	24.411	33.280	34.381	214.7	10	2'04.490	34.841	23.533	32.278	33.838	210.1		
3	1'59.728	30.575	23.378	32.033	33.742	214.2	11	1'58.417	30.128	23.021	31.641	33.627	214.7		
4	1'59.025	30.375	23.164	31.948	33.538	214.7	12	1'57.700	*	29.916	22.832	31.681	33.271	215.5	
5	2'02.773	32.980	23.396	32.387	34.010	207.6	13	2'03.387	34.510	23.528	31.773	33.576	215.1		
6	1'58.661	30.193	23.002	31.986	33.480	215.5	14	1'57.815	29.990	22.919	31.418	33.488	216.4		
7	2'00.242	30.134	23.071	31.966	35.071	215.5	24th	54	Riccardo ROSSI				CIP Green Power ITA		
8	1'58.285	30.058	22.857	31.865	33.505	215.5			Runs=3	Total laps=12	Full laps=7	Valid laps=7			
9	1'51.821	P 30.076	23.693	32.126	25.926	210.9	1	3'06.955	35.707	24.239	33.387	34.201	211.3		
10	2'00.655	32.328	23.071	31.697	33.559	214.7	2	2'00.418	30.721	23.199	32.726	33.772	212.1		
11	1'57.669	29.943	22.640	31.698	33.388	215.1	3	2'07.478	30.360	23.111	32.108	41.899	211.7		
12	2'03.489	* 32.669	23.999	33.017*	33.804	206.8	4	2'20.882	P 48.680	28.225	36.165	27.812	194.9		
13	1'57.667	30.134	22.762	31.568	33.203	215.5	5	2'07.456	35.385	23.578	32.974	35.519	180.6		
14	1'57.493	29.954	22.694	31.550	33.295	214.7	6	1'59.014	30.239	22.937	32.098	33.740	212.1		
21st	85	Xabi ZURUTUZA				Red Bull KTM Ajo SPA			7	1'59.486	30.401	22.956	32.259	33.870	212.5
		Runs=3	Total laps=13	Full laps=9	Valid laps=8		8	1'52.436	P 30.23*	22.984	32.963	26.253	209.3		
1	4'48.234	P 33.845	24.124	33.334	25.314	213.8	9	2'09.740	33.701	23.149	33.633	39.257	186.5		
2	2'06.077	34.188	23.945	33.754	34.190	211.3	10	2'08.352	31.534	24.804	34.126	37.888	205.3		
3	1'58.711	30.333	23.017	31.936	33.425	216.0	11	1'58.456	30.060	22.763	32.201	33.432	215.5		
4	1'58.657	30.189	23.023	31.955	33.490	214.2	12	2'03.923	29.910	22.714	31.699	39.600	213.0		
5	1'58.778	30.242	23.141	31.818	33.577	214.7	25th	55	Noah DETTWILER				CIP Green Power SWI		
6	1'59.626	* 30.20*	23.111	32.421	33.893	211.3			Runs=3	Total laps=14	Full laps=9	Valid laps=8			
7	2'04.332	32.507	23.433	32.381	36.011	200.0	1	3'11.684	40.068	26.388	34.823	35.390	212.5		
8	1'52.008	P 30.245	23.048	33.098	25.617	213.8	2	2'01.596	31.343	23.869	32.387	33.997	216.0		
9	2'01.554	* 32.282	23.101	32.071*	34.100	216.0	3	2'00.282	30.656	23.364	32.210	34.052	214.7		
10	1'59.006	29.965	22.741	32.365	33.935	216.0	4	1'51.761	P 30.523	23.816	32.359	25.063	213.4		
11	2'00.227	30.033	23.153	32.108	34.933	215.5	5	2'03.351	33.576	23.743	32.340	33.692	214.7		
12	1'57.680	29.946	22.795	31.617	33.322	215.5	6	1'59.716	30.640	23.124	32.054	33.898	214.7		
13	1'57.988	30.087	22.862	31.666	33.373	215.1	7	1'59.276	30.346	23.195	32.010	33.725	213.8		
22nd	5	Tatchakorn BUASRI				Honda Team Asia THA			8	2'04.853	35.272	23.533	32.347	33.701	214.2
		Runs=2	Total laps=12	Full laps=9	Valid laps=9		9	1'51.293	P 30.615	23.137	31.863	25.678	214.7		
1	3'10.307	39.666	26.859	35.926	36.029	207.6	10	2'03.627	33.469	23.211	33.051	33.896	211.7		
2	2'02.438	31.169	24.895	32.555	33.819	213.4	11	1'58.784	30.328	23.168	31.725	33.563	213.8		
3	1'59.571	30.630	23.146	32.122	33.673	214.7	12	1'59.936	* 30.42*	23.300	32.694	33.517	215.1		
4	1'58.790	30.346	23.136	31.824	33.484	214.7	13	1'58.857	30.297	23.133	31.835	33.592	214.2		
5	1'59.537	30.330	22.953	31.988	34.266	214.7	14	1'58.849	30.317	23.176	31.792	33.564	214.2		

Fastest Lap: Ivan ORTOLA MT Helmets - MSI SPA **1'55.550** 29.371 22.450 31.023 32.706

These data/results cannot be reproduced, stored and/or transmitted in whole or in part by any manner of electronic, mechanical, photocopying, recording, broadcasting or otherwise now known or herein after developed without the previous express consent by the copyright owner, except for reproduction in daily press and regular printed publications on sale to the public within 60 days of the event related to those data/results and always provided that copyright symbol appears together as follows below.
© DORNA, 2024

Practice Nr. 1

Moto3

Lap	Lap Time	T1	T2	T3	T4	Speed	Lap	Lap Time	T1	T2	T3	T4	Speed
26th	32	Rei WAKAMATSU FleetSafe Honda - ML JPN						Runs=2 Total laps=13 Full laps=10 Valid laps=10					
1	2'49.062	36.784	24.864	34.933	36.305	207.2							
2	2'04.028 P	34.108	25.854	35.833	28.233	207.6							
3	2'11.434	37.462	24.858	33.187	35.927	211.3							
4	2'04.779	31.388	24.763	32.808	35.820	210.5							
5	2'01.575	31.093	23.544	32.513	34.425	210.5							
6	2'00.960	30.821	23.598	32.499	34.042	209.7							
7	2'00.700	30.823	23.430	32.302	34.145	210.5							
8	2'01.555	31.025	23.870	32.546	34.114	207.2							
9	2'00.213	30.609	23.333	32.231	34.040	208.4							
10	2'02.531	31.224	24.050	32.486	34.771	204.1							
11	2'01.466	30.554	23.404	33.139	34.369	213.0							
12	2'02.624	30.714	23.421	33.293	35.196	193.2							
13	2'08.111	30.539	30.223	32.532	34.817	211.3							

Fastest Lap:	Ivan ORTOLA	MT Helmets - MSI	SPA	1'55.550	29.371	22.450	31.023	32.706
---------------------	-------------	------------------	-----	-----------------	--------	--------	--------	--------

These data/results cannot be reproduced, stored and/or transmitted in whole or in part by any manner of electronic, mechanical, photocopying, recording, broadcasting or otherwise now known or herein after developed without the previous express consent by the copyright owner, except for reproduction in daily press and regular printed publications on sale to the public within 60 days of the event related to those data/results and always provided that copyright symbol appears together as follows below.

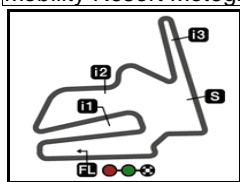
© DORNA, 2024

Official MotoGP Timing by TISSOT
www.motogp.com

Motegi, Friday, October 04, 2024

Page 5 of 5





4801 m.

MOTUL GRAND PRIX OF JAPAN

Practice Nr. 1

Best Partial Times

Moto3™


IT Ideal Lap Time, sum of the best partial times

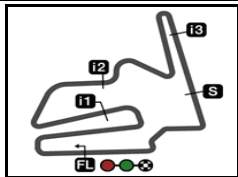
BT Best Lap Time

T1		T2		T3		T4				IT		BT
Pos	Rider	Time	Rider	Time	Rider	Time	Rider	Time	Pos	Rider	IT	BT
11	ORTOLA	29.371	D.ALONSO	22.361	A.FERNANDEZ	30.902	I.ORTOLA	32.706	1	I.ORTOLA	1'55.490	1'55.550 (1)
2	D.ALONSO	29.444	A.PIQUERAS	22.370	A.PIQUERAS	30.922	D.ALMANSA	32.742	2	D.ALONSO	1'55.581	1'55.717 (3)
3	J.KELSO	29.487	T.SUZUKI	22.377	D.ALONSO	30.980	T.SUZUKI	32.759	3	A.PIQUERAS	1'55.585	1'55.707 (2)
4	YAMANAKA	29.498	I.ORTOLA	22.390	R.YAMANAKA	30.986	A.PIQUERAS	32.760	4	R.YAMANAKA	1'55.699	1'55.803 (4)
5	VEIJER	29.524	R.YAMANAKA	22.443	T.SUZUKI	30.997	R.YAMANAKA	32.772	5	T.SUZUKI	1'55.741	1'55.865 (5)
6	A.PIQUERAS	29.533	D.HOLGADO	22.466	I.ORTOLA	31.023	C.VEIJER	32.780	6	D.ALMANSA	1'55.897	1'56.015 (7)
7	L.LUNETTA	29.562	D.ALMANSA	22.475	M.BERTELLE	31.031	D.ALONSO	32.796	7	J.KELSO	1'55.936	1'55.936 (6)
8	M.BERTELLE	29.582	A.FERNANDEZ	22.498	F.FARIOLI	31.040	J.RUEDA	32.805	8	C.VEIJER	1'56.031	1'56.142 (9)
9	FURUSATO	29.595	J.KELSO	22.509	D.ALMANSA	31.044	J.KELSO	32.884	9	A.FERNANDEZ	1'56.040	1'56.092 (8)
10	T.SUZUKI	29.608	J.RUEDA	22.519	J.KELSO	31.056	S.NEPA	32.936	10	J.RUEDA	1'56.117	1'56.202 (11)
11	D.ALMANSA	29.636	S.NEPA	22.552	J.RUEDA	31.090	M.BERTELLE	32.994	11	M.BERTELLE	1'56.181	1'56.181 (10)
12	A.FERNANDEZ	29.639	L.LUNETTA	22.564	C.VEIJER	31.119	L.LUNETTA	32.994	12	D.HOLGADO	1'56.331	1'56.493 (13)
13	FARIOLI	29.643	F.FARIOLI	22.567	D.HOLGADO	31.174	A.FERNANDEZ	33.001	13	F.FARIOLI	1'56.341	1'56.445 (12)
14	D.HOLGADO	29.690	M.BERTELLE	22.574	N.CARRARO	31.213	D.HOLGADO	33.001	14	L.LUNETTA	1'56.417	1'56.587 (14)
15	J.RUEDA	29.703	D.MUÑOZ	22.605	T.FURUSATO	31.228	D.MUÑOZ	33.010	15	T.FURUSATO	1'56.462	1'56.679 (17)
16	MUÑOZ	29.751	C.VEIJER	22.608	S.NEPA	31.235	T.FURUSATO	33.018	16	S.NEPA	1'56.482	1'56.674 (16)
17	S.NEPA	29.759	T.FURUSATO	22.621	D.MUÑOZ	31.240	F.FARIOLI	33.091	17	D.MUÑOZ	1'56.606	1'56.606 (15)
18	S.OGDEN	29.808	J.ESTEBAN	22.640	L.LUNETTA	31.297	N.CARRARO	33.103	18	N.CARRARO	1'56.843	1'56.843 (18)
19	N.CARRARO	29.831	T.BUASRI	22.657	S.OGDEN	31.341	S.OGDEN	33.153	19	S.OGDEN	1'57.110	1'57.411 (19)
20	R.ROSSI	29.910	N.CARRARO	22.696	J.ROULSTONE	31.418	J.ESTEBAN	33.203	20	J.ESTEBAN	1'57.336	1'57.493 (20)
21	J.ROULSTONE	29.916	R.ROSSI	22.714	T.BUASRI	31.479	J.ROULSTONE	33.271	21	J.ROULSTONE	1'57.437	1'57.815 (23)
22	J.ESTEBAN	29.943	X.ZURUTUZA	22.741	J.ESTEBAN	31.550	X.ZURUTUZA	33.322	22	T.BUASRI	1'57.579	1'57.724 (22)
23	X.ZURUTUZA	29.946	S.OGDEN	22.808	X.ZURUTUZA	31.617	R.ROSSI	33.432	23	X.ZURUTUZA	1'57.626	1'57.680 (21)
24	T.BUASRI	29.967	J.ROULSTONE	22.832	R.ROSSI	31.699	T.BUASRI	33.476	24	R.ROSSI	1'57.755	1'58.456 (24)

These data/results cannot be reproduced, stored and/or transmitted in whole or in part by any manner of electronic, mechanical, photocopying, recording, broadcasting or otherwise now known or herein after developed without the previous express consent by the copyright owner, except for reproduction in daily press and regular printed publications on sale to the public within 60 days of the event related to those data/results and always provided that copyright symbol appears together as follows below.
© DORNA, 2024

Mobility Resort Motegi

Results and timing service provided by  **TISSOT**



4801 m.

MOTUL GRAND PRIX OF JAPAN

Practice Nr. 1

Best Partial Times

Moto3™

IT Ideal Lap Time, sum of the best partial times

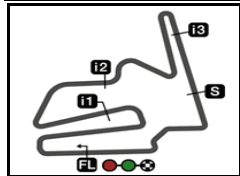
BT Best Lap Time

<i>T1</i>		<i>T2</i>		<i>T3</i>		<i>T4</i>				<i>IT</i>	<i>BT</i>	
<i>Pos</i>	<i>Rider</i>	<i>Time</i>	<i>Rider</i>	<i>Time</i>	<i>Rider</i>	<i>Time</i>	<i>Rider</i>	<i>Time</i>	<i>Pos</i>	<i>Rider</i>		
25	N.DETTWILER	30.297	N.DETTWILER	23.124	N.DETTWILER	31.725	N.DETTWILER	33.517	25	N.DETTWILER	1'58.663	1'58.784 (25)
26	R.WAKAMATSU	30.539	R.WAKAMATSU	23.333	R.WAKAMATSU	32.231	R.WAKAMATSU	34.040	26	R.WAKAMATSU	2'00.143	2'00.213 (26)

These data/results cannot be reproduced, stored and/or transmitted in whole or in part by any manner of electronic, mechanical, photocopying, recording, broadcasting or otherwise now known or herein after developed without the previous express consent by the copyright owner, except for reproduction in daily press and regular printed publications on sale to the public within 60 days of the event related to those data/results and always provided that copyright symbol appears together as follows below.
© DORNA, 2024

Official MotoGP Timing by **TISSOT**
www.motogp.com






MOTUL GRAND PRIX OF JAPAN

Practice Nr. 1

Fastest Laps Sequence

<i>Practice Time</i>	 <i>Rider</i>	<i>Nation</i>	<i>Motorcycle</i>	<i>Time</i>	<i>Km/h</i>	<i>Rider's Lap</i>
4'12.352	95 Collin VEIJER	NED	HUSQVARNA	1'59.750	144.3	2
4'24.758	48 Ivan ORTOLA	SPA	KTM	1'58.821	145.4	2
6'10.528	95 Collin VEIJER	NED	HUSQVARNA	1'58.176	146.2	3
6'21.893	48 Ivan ORTOLA	SPA	KTM	1'57.135	147.5	3
8'18.862	48 Ivan ORTOLA	SPA	KTM	1'56.969	147.7	4
10'15.458	48 Ivan ORTOLA	SPA	KTM	1'56.596	148.2	5
12'39.733	80 David ALONSO	COL	CFMOTO	1'56.584	148.2	6
14'32.171	36 Angel PIQUERAS	SPA	HONDA	1'56.234	148.6	5
30'38.146	31 Adrian FERNANDEZ	SPA	HONDA	1'56.092	148.8	12
30'46.219	6 Ryusei YAMANAKA	JPN	KTM	1'55.840	149.2	14
32'15.300	80 David ALONSO	COL	CFMOTO	1'55.766	149.2	12
32'16.476	48 Ivan ORTOLA	SPA	KTM	1'55.550	149.5	14

These data/results cannot be reproduced, stored and/or transmitted in whole or in part by any manner of electronic, mechanical, photocopying, recording, broadcasting or otherwise now known or herein after developed without the previous express consent by the copyright owner, except for reproduction in daily press and regular printed publications on sale to the public within 60 days of the event related to those data/results and always provided that copyright symbol appears together as follows below.

© DORNA, 2024