


MOTUL GRAND PRIX OF JAPAN

Practice
Classification

6

	Rider	Nation	Team	Motorcycle	Time	Lap	Total	Gap	Top Speed
1	33 Brad BINDER	RSA	Red Bull KTM Factory Racing	KTM	1'43.436	20	22		313.9
2	93 Marc MARQUEZ	SPA	Gresini Racing MotoGP	DUCATI	1'43.469	21	21	0.033 0.033	308.5
3	89 Jorge MARTIN	SPA	Prima Pramac Racing	DUCATI	1'43.568	21	24	0.132 0.099	311.2
4	31 Pedro ACOSTA	SPA	Red Bull GASGAS Tech3	KTM	1'43.583	22	22	0.147 0.015	314.8
5	23 Enea BASTIANINI	ITA	Ducati Lenovo Team	DUCATI	1'43.605	17	19	0.169 0.022	312.1
6	12 Maverick VIÑALES	SPA	Aprilia Racing	APRILIA	1'43.720	21	22	0.284 0.115	311.2
7	1 Francesco BAGNAIA	ITA	Ducati Lenovo Team	DUCATI	1'43.754	17	20	0.318 0.034	315.7
8	73 Alex MARQUEZ	SPA	Gresini Racing MotoGP	DUCATI	1'44.033	22	22	0.597 0.279	312.1
9	49 Fabio DI GIANNANTONIO	ITA	Pertamina Enduro VR46 Racing Te	DUCATI	1'44.082	20	20	0.646 0.049	310.3
10	72 Marco BEZZECCHI	ITA	Pertamina Enduro VR46 Racing Te	DUCATI	1'44.209	25	25	0.773 0.127	311.2
11	43 Jack MILLER	AUS	Red Bull KTM Factory Racing	KTM	1'44.239	17	20	0.803 0.030	310.3
12	30 Takaaki NAKAGAMI	JPN	IDEMITSU Honda LCR	HONDA	1'44.258	23	25	0.822 0.019	308.5
13	21 Franco MORBIDELLI	ITA	Prima Pramac Racing	DUCATI	1'44.326	22	22	0.890 0.068	310.3
14	20 Fabio QUARTARARO	FRA	Monster Energy Yamaha MotoGP	YAMAHA	1'44.401	22	24	0.965 0.075	306.8
15	41 Aleix ESPARGARO	SPA	Aprilia Racing	APRILIA	1'44.470	18	18	1.034 0.069	313.0
16	36 Joan MIR	SPA	Repsol Honda Team	HONDA	1'44.670	16	20	1.234 0.200	309.4
17	5 Johann ZARCO	FRA	CASTROL Honda LCR	HONDA	1'44.685	16	18	1.249 0.015	311.2
18	25 Raul FERNANDEZ	SPA	Trackhouse Racing	APRILIA	1'44.694	12	17	1.258 0.009	312.1
19	37 Augusto FERNANDEZ	SPA	Red Bull GASGAS Tech3	KTM	1'44.869	15	17	1.433 0.175	310.3
20	42 Alex RINS	SPA	Monster Energy Yamaha MotoGP	YAMAHA	1'44.950	21	21	1.514 0.081	309.4
21	10 Luca MARINI	ITA	Repsol Honda Team	HONDA	1'45.118	23	23	1.682 0.168	308.5
22	32 Lorenzo SAVADORI	ITA	Trackhouse Racing	APRILIA	1'45.863	19	19	2.427 0.745	308.5
23	87 Remy GARDNER	AUS	Yamaha Factory Racing Team	YAMAHA	1'46.716	22	22	3.280 0.853	307.6

Practice condition: Dry
Air: 25°
Humidity: 89%
Ground: 29°

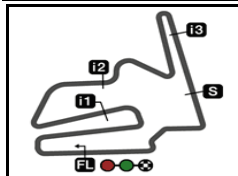
Fastest Lap:	Lap: 20	Brad BINDER	1'43.436	167 Km/h
Best Race Lap:	2022	Jack MILLER	1'45.198	164.2 Km/h
All-Time Lap Record:	2023	Jorge MARTIN	1'43.198	167.4 Km/h

The results are provisional until the end of the limit for protest and appeals.

Time limit for protest expires 60' after publication of the results - Time:

These data/results cannot be reproduced, stored and/or transmitted in whole or in part by any manner of electronic, mechanical, photocopying, recording, broadcasting or otherwise now known or herein after developed without the previous express consent by the copyright owner, except for reproduction in daily press and regular printed publications on sale to the public within 60 days of the event related to those data/results and always provided that copyright symbol appears together as follows below.

© DORNA, 2024



MOTUL GRAND PRIX OF JAPAN

Practice

Top Speed & Average

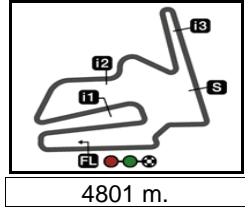
8



Rider	Nation	Motorcycle	Top 5 speeds					Average	Top
1 Francesco BAGNAIA	ITA	DUCATI	315.7	312.1	312.1	312.1	311.2	311.9	315.7
31 Pedro ACOSTA	SPA	KTM	314.8	313.9	313.9	313.9	313.9	314.1	314.8
33 Brad BINDER	RSA	KTM	313.9	313.0	311.2	311.2	311.2	312.0	313.9
41 Aleix ESPARGARO	SPA	APRILIA	313.0	311.2	310.3	310.3	310.3	310.9	313.0
23 Enea BASTIANINI	ITA	DUCATI	312.1	311.2	311.2	311.2	311.2	311.3	312.1
25 Raul FERNANDEZ	SPA	APRILIA	312.1	310.3	310.3	309.4	308.5	309.7	312.1
73 Alex MARQUEZ	SPA	DUCATI	312.1	309.4	309.4	308.5	308.5	309.3	312.1
5 Johann ZARCO	FRA	HONDA	311.2	311.2	310.3	309.4	309.4	310.3	311.2
12 Maverick VIÑALES	SPA	APRILIA	311.2	310.3	309.4	309.4	309.4	309.9	311.2
72 Marco BEZZECCHI	ITA	DUCATI	311.2	309.4	309.4	308.5	308.5	309.0	311.2
89 Jorge MARTIN	SPA	DUCATI	311.2	311.2	311.2	310.3	310.3	310.5	311.2
21 Franco MORBIDELLI	ITA	DUCATI	310.3	310.3	309.4	309.4	309.4	309.8	310.3
37 Augusto FERNANDEZ	SPA	KTM	310.3	309.4	309.4	309.4	308.5	309.3	310.3
43 Jack MILLER	AUS	KTM	310.3	309.4	309.4	308.5	308.5	309.0	310.3
49 Fabio DI GIANNANTONIO	ITA	DUCATI	310.3	307.6	306.8	306.8	306.8	307.3	310.3
36 Joan MIR	SPA	HONDA	309.4	309.4	309.4	308.5	308.5	308.9	309.4
42 Alex RINS	SPA	YAMAHA	309.4	308.5	306.8	306.8	306.8	307.5	309.4
10 Luca MARINI	ITA	HONDA	308.5	306.8	306.8	305.9	305.9	306.5	308.5
30 Takaaki NAKAGAMI	JPN	HONDA	308.5	307.6	306.8	306.8	306.8	307.3	308.5
32 Lorenzo SAVADORI	ITA	APRILIA	308.5	308.5	307.6	307.6	306.8	307.6	308.5
93 Marc MARQUEZ	SPA	DUCATI	308.5	308.5	308.5	308.5	308.5	308.5	308.5
87 Remy GARDNER	AUS	YAMAHA	307.6	307.6	306.8	306.8	306.8	307.1	307.6
20 Fabio QUARTARARO	FRA	YAMAHA	306.8	304.2	304.2	304.2	303.3	304.0	306.8

These data/results cannot be reproduced, stored and/or transmitted in whole or in part by any manner of electronic, mechanical, photocopying, recording, broadcasting or otherwise now known or herein after developed without the previous express consent by the copyright owner, except for reproduction in daily press and regular printed publications on sale to the public within 60 days of the event related to those data/results and always provided that copyright symbol appears together as follows below.

© DORNA, 2024



MOTUL GRAND PRIX OF JAPAN

Practice

Chronological Analysis of Performances

9

* Lap / Sector time cancelled

T1 Time from finish line to 1st intermediate

T3 Time from 2nd intermed. to 3rd intermed.

P Crossing the finish line in pit lane

T2 Time from 1st intermed. to 2nd intermed.

T4 Time from 3rd intermediate to finish line

**Tyre data subject to further updates

Lap	Lap Time	T1	T2	T3	T4	Speed	Lap	Lap Time	T1	T2	T3	T4	Speed		
1st	33	Brad BINDER				KTM	RSA	5	1'42.641	P	27.927	22.178	29.531	23.005	306.8
		Red Bull KTM Factory Racing						Run # 2	Front Tyre Slick-Hard		Rear Tyre Slick-Soft				
		Runs=5		Total laps=22		Full laps=13	Valid laps=10	5 Laps at start						New Tyre	
Run # 1	Front Tyre	Slick-Hard	Rear Tyre	Slick-Soft											
	New Tyre		New Tyre												
1	2'14.913	32.589	22.024	31.492	34.589	176.7	6	1'57.058	33.024	22.312	30.372	31.350	233.7		
2	1'42.707	P	27.417	20.954	31.883	22.453	305.9	7	1'50.454	27.400	22.915	29.678	30.461	305.0	
Run # 2	Front Tyre	Slick-Hard	Rear Tyre	Slick-Soft											
	2 Laps at start		2 Laps at start												
3	1'54.003	34.393	21.106	29.596	28.908	309.4	8	1'45.549	27.021	20.598	29.078	28.852	306.8		
4	1'45.548	*	27.467	20.368	29.197*	28.516	310.3	9	1'45.020	26.985	20.570	29.123	28.342	308.5	
5	1'45.377	27.243	20.269	29.181	28.684	308.5	10	1'44.820	26.896	20.452	29.052	28.420	308.5		
6	1'45.267	27.204	20.282	29.168	28.613	309.4	11	1'43.114	P	28.740	22.076	29.735	22.563	301.6	
7	1'45.053	27.142	20.148	29.293	28.470	308.5	Run # 3	Front Tyre	Slick-Hard	Rear Tyre	Slick-Soft				
8	1'51.353	27.317	25.055	30.222	28.759	311.2		11 Laps at start		6 Laps at start					
9	1'40.271	P	27.244	20.371	29.406	23.250	271.3	12	1'56.691	33.598	24.109	29.845	29.139	304.2	
Run # 3	Front Tyre	Slick-Hard	Rear Tyre	Slick-Soft											
	9 Laps at start		9 Laps at start												
10	1'54.997	*	34.196	21.660	29.998	29.143*	308.5	13	1'47.156	27.521	21.031	29.632	28.972	304.2	
11	1'45.956	27.439	20.609	29.270	28.638	310.3	14	1'39.387	P	27.376	20.509	29.234	22.268	305.0	
12	1'45.511	27.171	20.443	29.214	28.683	309.4	Run # 4	Front Tyre	Slick-Hard	Rear Tyre	Slick-Soft				
13	1'47.033	*	28.466	20.489	29.455	28.623	309.4		New Tyre		New Tyre				
14	1'40.804	P	27.197	20.466	29.376	23.765	308.5	15	1'49.632	31.010	20.792	29.301	28.529	305.9	
Run # 4	Front Tyre	Slick-Hard	Rear Tyre	Slick-Soft											
	New Tyre		New Tyre												
15	1'53.235	34.048	21.188	29.453	28.546	310.3	16	1'44.235	26.969	20.349	28.800	28.117	306.8		
16	1'43.879	26.946	20.143	28.688	28.102	311.2	17	1'43.955	26.828	20.244	28.791	28.092	308.5		
17	1'44.150	26.900	20.119	28.881	28.250	310.3	18	1'43.298	P	29.437	21.214	29.872	22.775	301.6	
18	1'43.748	P	30.333	20.925	29.180	23.310	310.3	Run # 5	Front Tyre	Slick-Hard	Rear Tyre	Slick-Soft			
Run # 5	Front Tyre	Slick-Hard	Rear Tyre	Slick-Soft											
	4 Laps at start		New Tyre												
19	1'50.992	32.673	20.655	29.290	28.374	311.2	19	1'54.325	33.779	21.296	30.863	28.387	306.8		
20	1'43.436	26.768	20.026	28.643	27.999	311.2	20	1'47.246	*	29.416*	20.512	29.044	28.274	305.9	
21	1'52.947	*	29.543	21.262*	33.623	28.519	313.9	21	1'43.469	26.678	20.137	28.609	28.045	308.5	
22	1'44.103	27.015	20.013	28.909	28.166	313.0		4 Laps at start						New Tyre	
3rd	89	Jorge MARTIN				DUCATI	SPA	Run # 1	Front Tyre	Slick-Hard	Rear Tyre	Slick-Soft			
		Prima Pramac Racing							New Tyre		New Tyre				
		Runs=4		Total laps=24		Full laps=17	Valid laps=14	9 Laps at start						9 Laps at start	
Run # 1	Front Tyre	Slick-Hard	Rear Tyre	Slick-Soft											
	New Tyre		New Tyre												
1	2'26.441	32.007	21.569	29.827	29.886	300.0	1	1'52.242	*	32.371	20.865	29.461	29.545*	308.5	
2	1'44.916	27.171	20.255	29.134	28.356	311.2	11	1'45.622	*	27.318	20.378	29.198	28.728*	308.5	
3	1'44.320	26.916	20.237	28.823	28.344	310.3	12	1'44.970	27.146	20.389	29.058	28.377	308.5		
4	1'46.417	27.580	20.313	29.255	29.269	311.2		9 Laps at start						9 Laps at start	
5	1'44.324	26.917	20.157	28.854	28.396	310.3		9 Laps at start						9 Laps at start	
6	1'44.657	*	26.901	20.136	29.114*	28.506	310.3		9 Laps at start						9 Laps at start
7	1'44.741	27.099	20.213	28.993	28.436	308.5		9 Laps at start						9 Laps at start	
8	1'44.641	26.999	20.174	29.011	28.457	309.4		9 Laps at start						9 Laps at start	
9	1'39.819	P	26.964	20.259	29.099	23.497	309.4		9 Laps at start						9 Laps at start
2nd	93	Marc MARQUEZ				DUCATI	SPA	Run # 2	Front Tyre	Slick-Hard	Rear Tyre	Slick-Soft			
		Gresini Racing MotoGP							New Tyre		New Tyre				
		Runs=5		Total laps=21		Full laps=12	Valid laps=10	9 Laps at start						9 Laps at start	
Run # 1	Front Tyre	Slick-Hard	Rear Tyre	Slick-Medium											
	New Tyre		New Tyre												
1	1'59.359	34.131	22.258	30.847	29.801	293.4		9 Laps at start						9 Laps at start	
2	1'46.993	27.893	20.920	29.344	28.836	305.9		9 Laps at start						9 Laps at start	
3	1'50.534	27.427	20.704	29.354	33.049	305.9		9 Laps at start						9 Laps at start	
4	1'45.015	*	27.258*	20.421	28.994	28.342	308.5		9 Laps at start						9 Laps at start

Fastest Lap: Brad BINDER Red Bull KTM Factory RSA **1'43.436** 26.768 20.026 28.643 27.999

These data/results cannot be reproduced, stored and/or transmitted in whole or in part by any manner of electronic, mechanical, photocopying, recording, broadcasting or otherwise now known or herein after developed without the previous express consent by the copyright owner, except for reproduction in daily press and regular printed publications on sale to the public within 60 days of the event related to those data/results and always provided that copyright symbol appears together as follows below.
© DORNA, 2024



Practice

MotoGP

Lap	Lap Time	T1	T2	T3	T4	Speed	Lap	Lap Time	T1	T2	T3	T4	Speed	
13	1'45.003	27.149	20.268	29.111	28.475	310.3	1	2'23.959	33.143	22.129	30.549	29.110	308.5	
14	1'45.128	27.125	20.340	29.180	28.483	311.2	2	1'49.752 *	27.687	23.594	29.864*	28.607	311.2	
15	1'47.936 *	28.534	20.709	29.957	28.736	308.5	3	1'45.239	27.145	20.425	29.361	28.308	312.1	
16	1'46.761	27.178	20.472	29.306	29.805	308.5	4	1'44.924	27.109	20.241	29.151	28.423	310.3	
17	1'47.178	27.183	21.384	29.959	28.652	310.3	5	1'44.965	27.115	20.381	29.125	28.344	311.2	
18	1'41.189 P	27.205	20.347	29.399	24.238	309.4	6	1'45.167 *	27.104	20.260	29.280*	28.523	310.3	
Run # 3	Front Tyre	Slick-Hard	Rear Tyre	Slick-Soft										
	New Tyre	New Tyre												
19	1'48.764	30.519	20.619	29.120	28.506	310.3	7	1'44.995	27.184	20.298	29.161	28.352	311.2	
20	1'43.895	26.857	20.088	28.625	28.325	310.3	8	1'45.011	27.086	20.284	29.258	28.383	309.4	
21	1'43.568	26.727	20.033	28.715	28.093	310.3	9	1'40.742 P	28.229	20.780	29.616	22.117	305.9	
22	1'47.699 P	30.162	25.499	29.868	22.170	309.4	Run # 2	Front Tyre	Slick-Hard	Rear Tyre	Slick-Soft			
	4 Laps at start	4 Laps at start												
23	1'51.178	30.576	22.696	29.292	28.614	310.3	10	1'50.496	31.304	20.868	29.657	28.667	307.6	
24	1'44.307	26.950	20.189	28.799	28.369	310.3	11	17'20.831 P	27.251	20.409	29.167	16'04.004	308.5	
4th	31	Pedro ACOSTA		KTM	SPA									
		Red Bull GASGAS Tech3												
		Runs=4	Total laps=22	Full laps=15	Valid laps=13									
Run # 1	Front Tyre	Slick-Hard	Rear Tyre	Slick-Soft										
	New Tyre	New Tyre												
1	2'10.721	32.331	21.845	30.003	28.714	313.0	12	1'52.896	32.383	21.560	29.978	28.975	307.6	
2	1'45.984	27.465	20.688	29.286	28.545	313.9	13	1'47.909	27.169	22.921	29.394	28.425	309.4	
3	1'45.048	27.269	20.422	29.020	28.337	313.0	14	1'44.725	27.090	20.242	29.062	28.331	308.5	
4	1'44.879	27.155	20.398	29.007	28.319	312.1	15	1'40.911 P	29.144	20.483	29.123	22.161	309.4	
5	1'47.534 *	27.095	20.339	29.250*	30.850	313.9	Run # 4	Front Tyre	Slick-Hard	Rear Tyre	Slick-Soft			
	1'46.407	27.161	20.262	29.090	29.894	312.1		4 Laps at start	4 Laps at start	New Tyre	New Tyre			
7	1'44.837	27.100	20.188	29.065	28.484	311.2	16	1'48.234	30.602	20.368	29.101	28.163	311.2	
8	1'44.625	27.028	20.172	29.147	28.278	311.2	17	1'43.605	26.760	20.064	28.737	28.044	311.2	
9	1'44.014 P	27.738	22.649	30.700	22.927	308.5	18	1'44.626	27.148	20.256	28.961	28.261	311.2	
Run # 2	Front Tyre	Slick-Hard	Rear Tyre	Slick-Soft										
	9 Laps at start	9 Laps at start												
10	1'54.510	31.750	23.512	30.329	28.919	309.4	19	1'45.500	28.250	20.119	29.021	28.110	310.3	
11	1'47.746	27.292	22.664	29.401	28.389	311.2	6th	12	Maverick VIÑALES		APRILIA	SPA		
12	1'45.113	27.238	20.379	29.084	28.412	311.2			Aprilia Racing					
13	1'44.666	27.043	20.309	29.039	28.275	311.2			Runs=6	Total laps=22	Full laps=11	Valid laps=11		
14	1'44.901	27.022	20.223	29.399	28.257	311.2	Run # 1	Front Tyre	Slick-Hard	Rear Tyre	Slick-Medium			
15	1'38.782 P	27.068	20.428	29.154	22.132	308.5		New Tyre	New Tyre					
Run # 3	Front Tyre	Slick-Hard	Rear Tyre	Slick-Soft										
	New Tyre	New Tyre												
16	1'54.604	33.363	22.481	29.842	28.918	313.0	1	2'30.802	31.274	21.110	29.616	28.644	309.4	
17	1'43.987	26.812	20.262	28.915	27.998	313.0	2	1'45.361	27.338	20.403	29.242	28.378	310.3	
18	1'43.754	26.763	20.165	28.792	28.034	313.9	3	1'40.086 P	27.130	20.320	29.131	23.505	309.4	
19	1'39.141 P	26.982	20.792	29.559	21.808	309.4	Run # 2	Front Tyre	Slick-Hard	Rear Tyre	Slick-Medium			
	4 Laps at start	4 Laps at start	New Tyre											
20	1'55.164 *	32.610	23.700	29.673	29.181*	308.5		3 Laps at start	3 Laps at start					
21	1'45.475 *	27.108*	20.592	29.490	28.285	313.9	4	1'50.748 *	31.742	20.635	29.630*	28.741	305.0	
22	1'43.583	26.716	20.072	28.788	28.007	314.8	5	1'45.169	27.124	20.341	29.170	28.534	306.8	
5th	23	Enea BASTIANINI		DUCATI	ITA									
		Ducati Lenovo Team												
		Runs=4	Total laps=19	Full laps=12	Valid laps=10									
Run # 1	Front Tyre	Slick-Hard	Rear Tyre	Slick-Soft										
	New Tyre	New Tyre												
15	1'50.606	31.270	21.148	29.634	28.554	307.6	6	1'44.931	27.034	20.308	29.113	28.476	306.8	
16	1'44.084	26.883	20.063	28.923	28.215	311.2	7	1'40.634 P	27.097	21.061	29.405	23.071	305.9	
Fastest Lap:	Brad BINDER	Red Bull KTM Factory	RSA	1'43.436	26.768	20.026	28.643	27.999						

These data/results cannot be reproduced, stored and/or transmitted in whole or in part by any manner of electronic, mechanical, photocopying, recording, broadcasting or otherwise now known or herein after developed without the previous express consent by the copyright owner, except for reproduction in daily press and regular printed publications on sale to the public within 60 days of the event related to those data/results and always provided that copyright symbol appears together as follows below.
© DORNA, 2024

Practice

MotoGP

Lap	Lap Time	T1	T2	T3	T4	Speed	Lap	Lap Time	T1	T2	T3	T4	Speed
17	1'44.063	26.836	20.153	28.868	28.206	308.5	9	1'40.522 P	27.152	20.394	29.234	23.742	305.9
18	1'44.146 P	29.030	21.224	30.590	23.302	303.3	Run # 2	Front Tyre Slick-Hard	Rear Tyre Slick-Soft	9 Laps at start			9 Laps at start
Run # 6	Front Tyre Slick-Hard	Rear Tyre Slick-Soft	4 Laps at start				New Tyre						
19	1'51.311	31.756	21.193	29.658	28.704	307.6	10	1'57.522	33.418	22.773	30.885	30.446	270.6
20	1'43.859	26.858	20.116	28.753	28.132	309.4	11	1'47.116	27.689	20.634	29.762	29.031	305.9
21	1'43.720	26.788	20.056	28.740	28.136	308.5	12	1'45.904	27.235	20.526	29.462	28.681	306.8
22	1'50.930	30.404	20.986	29.448	30.092	306.8	13	1'45.477	27.140	20.396	29.283	28.658	306.8
							14	1'45.552	27.245	20.370	29.323	28.614	306.8
							15	1'42.805 P	27.252	21.611	30.929	23.013	300.8

7th 1 **Francesco BAGNAIA** DUCATI ITA
Ducati Lenovo Team

Runs=5 Total laps=20 Full laps=11 Valid laps=10

Run #	1	Front Tyre Slick-Hard	Rear Tyre Slick-Soft	New Tyre		New Tyre	
1	2'39.938	33.554	22.238	30.364	29.808	297.5	
2	1'45.390	27.280	20.536	29.058	28.516	311.2	
3	1'44.395	26.990	20.193	28.855	28.357	310.3	
4	1'44.072	26.803	20.114	28.853	28.302	308.5	
5	1'47.473 P	28.142	24.195	30.980	24.156	273.4	

Run #	2	Front Tyre Slick-Hard	Rear Tyre Slick-Soft	5 Laps at start		5 Laps at start	
6	1'55.708	34.328	21.911	30.230	29.239	307.6	
7	1'45.569 *	27.355*	20.332	29.297	28.585	311.2	
8	1'44.615	26.976	20.259	29.019	28.361	311.2	
9	1'46.704	26.980	21.820	29.427	28.477	311.2	
10	1'38.852 P	27.083	20.193	29.119	22.457	312.1	

Run #	3	Front Tyre Slick-Hard	Rear Tyre Slick-Soft	10 Laps at start		10 Laps at start	
11	1'55.491	33.417	23.694	29.563	28.817	310.3	
12	1'45.224	27.200	20.295	29.146	28.583	311.2	
13	1'44.943	27.014	20.268	29.040	28.621	307.6	
14	1'40.837 P	27.239	21.133	30.042	22.423	300.8	

Run #	4	Front Tyre Slick-Hard	Rear Tyre Slick-Soft	New Tyre		New Tyre	
15	1'49.612	31.157	20.599	29.361	28.495	310.3	
16	1'43.944	26.866	20.082	28.764	28.232	311.2	
17	1'43.754	26.778	20.019	28.769	28.188	312.1	
18	1'40.521 P	27.515	20.910	29.588	22.508	309.4	

Run #	5	Front Tyre Slick-Hard	Rear Tyre Slick-Soft	4 Laps at start		New Tyre	
19	1'50.076	31.798	20.671	29.117	28.490	312.1	
20	1'43.761	26.823	20.018	28.520	28.400	315.7	

8th 73 **Alex MARQUEZ** DUCATI SPA
Gresini Racing MotoGP

Runs=4 Total laps=22 Full laps=15 Valid laps=13

Run #	1	Front Tyre Slick-Hard	Rear Tyre Slick-Soft	New Tyre		New Tyre	
1	2'00.326	33.982	22.575	30.946	29.865	290.3	
2	1'49.522	27.648	20.746	29.520	31.608	309.4	
3	1'45.617 *	27.263*	20.536	29.291	28.527	308.5	
4	1'45.474	27.113	20.401	29.307	28.653	305.9	
5	1'45.219	27.206	20.445	29.030	28.538	305.9	
6	1'45.193	27.022	20.343	29.175	28.653	305.0	
7	1'46.965	27.194	21.563	29.354	28.854	306.8	
8	1'45.238	27.151	20.436	29.137	28.514	306.8	

9th 49 **Fabio DI GIANNANTONI** DUCATI ITA
Pertamina Enduro VR46 Racing Team

Runs=4 Total laps=20 Full laps=13 Valid laps=11

Run #	1	Front Tyre Slick-Hard	Rear Tyre Slick-Soft	New Tyre		New Tyre	
1	2'10.531	33.295	21.778	29.854	29.209	301.6	
2	1'46.027	27.503	20.567	29.204	28.753	305.0	
3	1'45.078	27.190	20.374	29.004	28.510	305.0	
4	1'44.812	27.015	20.375	29.009	28.413	306.8	
5	1'44.789	27.001	20.208	28.982	28.598	306.8	
6	1'50.973	31.996	20.712	29.471	28.794	306.8	
7	1'44.689 P	27.171	20.390	31.337	25.791	282.7	

Run # 1 **Front Tyre Slick-Hard** **Rear Tyre Slick-Soft**
New Tyre **New Tyre**

Run #	2	Front Tyre Slick-Hard	Rear Tyre Slick-Soft	7 Laps at start		7 Laps at start	
8	1'51.673	32.030	21.014	29.704	28.925	305.0	
9	1'45.496	27.224	20.434	29.217	28.621	305.0	
10	1'45.606 *	27.164	20.467	29.193	28.782*	305.0	
11	1'45.359	27.128	20.348	29.292	28.591	304.2	
12	1'44.135 P	27.118	21.690	31.177	24.150	295.8	

Run #	3	Front Tyre Slick-Hard	Rear Tyre Slick-Soft	New Tyre		New Tyre	
13	1'52.175	32.435	21.267	29.666	28.807	304.2	
14	1'45.272	27.203	20.403	29.178	28.488	306.8	
15	1'44.483	26.883	20.178	29.036	28.386	306.8	
16	1'44.373	26.875	20.263	28.954	28.281	306.8	
17	1'44.373 P	28.422	21.491	30.786	23.674	300.0	

Run #	4	Front Tyre Slick-Hard	Rear Tyre Slick-Soft	5 Laps at start		New Tyre	
18	2'03.432	40.878	22.084	29.683	30.787	299.1	
19	1'47.853 *	27.318*	20.549	29.058	30.928	307.6	
20	1'44.082	26.844	20.203	28.777	28.258	310.3	

Fastest Lap: Brad BINDER Red Bull KTM Factory RSA 1'43.436 26.768 20.026 28.643 27.999

These data/results cannot be reproduced, stored and/or transmitted in whole or in part by any manner of electronic, mechanical, photocopying, recording, broadcasting or otherwise now known or herein after developed without the previous express consent by the copyright owner, except for reproduction in daily press and regular printed publications on sale to the public within 60 days of the event related to those data/results and always provided that copyright symbol appears together as follows below.
© DORNA, 2024

Practice

MotoGP

Lap	Lap Time	T1	T2	T3	T4	Speed	Lap	Lap Time	T1	T2	T3	T4	Speed
10th	72	Marco BEZZECCHI DUCATI ITA					13	1'45.494	27.115	20.437	29.410	28.532	306.8
		Pertamina Enduro VR46 Racing Team					14	1'45.481	27.195	20.464	29.259	28.563	307.6
		Runs=4 Total laps=25 Full laps=18 Valid laps=15					15	1'46.232 P	27.375	20.597	32.213	26.047	206.8
Run #	1	Front Tyre	Slick-Hard	Rear Tyre	Slick-Soft		Run #	3	Front Tyre	Slick-Soft	Rear Tyre	Slick-Soft	
		New Tyre		New Tyre					New Tyre		New Tyre		
1	2'02.329	32.770	22.596	30.723	29.598	306.8	16	1'54.115	30.975	20.886	31.059	31.195	219.0
2	1'46.547	27.640	20.496	29.443	28.968	307.6	17	1'44.239	26.898	20.187	28.953	28.201	308.5
3	1'45.005	27.066	20.278	28.992	28.669	307.6	18	1'44.328	26.894	20.206	28.946	28.282	307.6
4	1'46.201	27.015	20.230	28.911	30.045	307.6	19	1'46.569 P	28.157	22.169	32.382	23.861	280.5
5	1'44.784	26.944	20.218	28.970	28.652	305.9	Run # 4	4 Laps at start		New Tyre			
6	1'47.186	26.988	22.237	29.214	28.747	306.8	20	1'49.854	30.817	21.174	29.312	28.551	310.3
7	1'45.195	27.072	20.412	28.990	28.721	306.8							
8	1'45.080	27.085	20.237	29.157	28.601	305.9							
9	1'39.928 P	27.067	20.392	29.179	23.290	305.9							
12th	30	Takaaki NAKAGAMI HONDA JPN											
		IDEMITSU Honda LCR											
		Runs=5 Total laps=25 Full laps=16 Valid laps=12											
Run #	1	Front Tyre	Slick-Hard	Rear Tyre	Slick-Soft		Run #	2	Front Tyre	Slick-Hard	Rear Tyre	Slick-Soft	
		9 Laps at start		9 Laps at start					6 Laps at start		6 Laps at start		
10	1'51.060	31.157	21.090	29.866	28.947	305.9	7	1'58.248	31.006	21.782	34.905	30.555	300.0
11	1'46.207 *	27.389	20.450	29.210	29.158*	307.6	8	1'46.997	27.668	20.796	29.499	29.034	305.0
12	1'45.674 *	27.258	20.417	29.190	28.809*	306.8	9	1'46.037	27.370	20.504	29.360	28.803	306.8
13	1'45.828	27.147	20.416	29.084	29.181	306.8	10	1'45.570	27.295	20.377	29.200	28.698	305.9
14	1'51.343	27.221	20.433	34.550	29.139	308.5	11	1'41.167 P	27.317	21.085	30.088	22.677	302.5
15	1'45.413	27.177	20.313	29.210	28.713	308.5	Run # 3	11 Laps at start		11 Laps at start			
16	1'45.359	27.125	20.377	29.183	28.674	306.8	12	1'52.144	31.505	21.431	29.969	29.239	304.2
17	1'43.389 P	28.095	20.970	29.920	24.404	305.9	13	1'46.399 *	27.461*	20.581	29.560	28.797	303.3
							14	1'45.791	27.256	20.525	29.324	28.686	305.9
Run # 3	4 Laps at start		New Tyre				15	1'45.989	27.231	20.500	29.320	28.938	305.0
18	1'50.213	30.585	20.855	29.961	28.812	308.5	16	1'38.943 P	27.190	20.516	29.213	22.024	303.3
19	1'44.526	27.170	20.221	28.856	28.279	311.2	Run # 4	New Tyre		New Tyre			
20	1'44.529	26.787	20.201	28.911	28.630	309.4	17	1'57.732	34.605	23.248	30.419	29.460	304.2
21	1'40.843 P	27.617	20.447	29.555	23.224	308.5	18	1'45.980	27.492	20.510	29.235	28.743	305.0
							19	1'45.041	27.068	20.239	29.147	28.587	306.8
Run # 4	4 Laps at start		New Tyre				20	1'44.836	26.988	20.303	28.983	28.562	305.9
22	1'51.168	31.969	21.233	29.343	28.623	309.4	21	1'42.831 P	29.458	20.850	30.162	22.361	304.2
23	1'44.396	26.980	20.164	28.917	28.335	308.5	Run # 5	5 Laps at start		New Tyre			
24	1'46.699 *	26.932	21.099*	29.890	28.778	308.5	22	1'53.338	32.146	22.199	29.916	29.077	304.2
25	1'44.209	26.819	20.207	28.906	28.277	307.6	23	1'44.258	26.915	20.254	28.818	28.271	308.5
							24	1'48.152 *	29.219	21.001*	29.369*	28.563	307.6
							25	1'44.362	26.878	20.245	28.856	28.383	306.8
11th	43	Jack MILLER KTM AUS											
		Red Bull KTM Factory Racing											
		Runs=4 Total laps=20 Full laps=13 Valid laps=11											
Run #	1	Front Tyre	Slick-Hard	Rear Tyre	Slick-Soft		Run #	2	Front Tyre	Slick-Medium			
		New Tyre		New Tyre					8 Laps at start		New Tyre		
1	2'22.042	32.422	22.903	30.329	29.357	307.6	9	1'53.372	32.741	21.827	29.995	28.809	306.8
2	1'45.835	27.441	20.648	29.179	28.567	309.4	10	1'47.908	28.793	20.943	29.485	28.687	306.8
3	1'45.008	27.131	20.557	28.957	28.363	308.5	11	1'45.448	27.180	20.452	29.403	28.413	307.6
4	1'45.019	27.062	20.190	29.325	28.442	309.4	12	1'45.759 *	27.261	20.450	29.306	28.742*	306.8
5	1'44.933	27.064	20.289	29.068	28.512	308.5							
6	1'49.051 *	27.178	21.183	31.974*	28.716	307.6							
7	1'45.432	27.120	20.371	29.383	28.558	308.5							
8	1'49.258 P	30.198	22.888	31.615	24.557	289.5							
Run # 2	8 Laps at start		New Tyre										
9	1'53.372	32.741	21.827	29.995	28.809	306.8							
10	1'47.908	28.793	20.943	29.485	28.687	306.8							
11	1'45.448	27.180	20.452	29.403	28.413	307.6							
12	1'45.759 *	27.261	20.450	29.306	28.742*	306.8							

Fastest Lap: Brad BINDER Red Bull KTM Factory RSA **1'43.436** 26.768 20.026 28.643 27.999

These data/results cannot be reproduced, stored and/or transmitted in whole or in part by any manner of electronic, mechanical, photocopying, recording, broadcasting or otherwise now known or herein after developed without the previous express consent by the copyright owner, except for reproduction in daily press and regular printed publications on sale to the public within 60 days of the event related to those data/results and always provided that copyright symbol appears together as follows below.
© DORNA, 2024

Practice

MotoGP

Lap	Lap Time	T1	T2	T3	T4	Speed	Lap	Lap Time	T1	T2	T3	T4	Speed		
13th	21	Franco MORBIDELLI				DUCATI	ITA	13	1'45.596 *	27.260	20.321	29.319	28.696*	303.3	
Prima Pramac Racing							14	1'48.625 P	30.586	25.225	29.921	22.893	291.1		
Runs=5 Total laps=22 Full laps=13 Valid laps=11							Run # 3	Front Tyre Slick-Hard		Rear Tyre Slick-Soft					
							New Tyre		New Tyre						
Run # 1	Front Tyre	Slick-Hard	Rear Tyre	Slick-Soft			15	1'51.515	31.854	21.179	29.558	28.924	302.5		
1	1'57.802	33.298	22.453	30.496	29.325	301.6	16	1'44.930	27.140	20.276	29.057	28.457	304.2		
2	1'46.087	27.569	20.439	29.349	28.730	309.4	17	1'48.421	28.705	21.193	29.639	28.884	304.2		
3	1'45.462 *	27.203*	20.221	29.409	28.629	307.6	18	1'38.055 P	27.126	20.195	29.300	21.434	306.8		
4	1'45.511	27.272	20.341	29.161	28.737	307.6	Run # 4	Front Tyre Slick-Hard		Rear Tyre Slick-Soft					
5	1'45.005	27.046	20.261	29.115	28.583	308.5	4 Laps at start		New Tyre						
6	1'45.111	27.108	20.245	29.161	28.597	307.6	19	1'51.558	31.398	21.590	29.519	29.051	302.5		
7	1'42.124 P	27.064	20.300	29.176	25.584	308.5	20	1'44.880	27.063	20.340	29.004	28.473	304.2		
Run # 2	Front Tyre Slick-Hard		Rear Tyre Slick-Soft				21	1'44.618	27.066	20.281	28.879	28.392	303.3		
							7 Laps at start		7 Laps at start						
8	1'51.395	31.558	21.178	29.683	28.976	306.8	22	1'44.401	26.907	20.138	28.898	28.458	303.3		
9	1'45.741	27.408	20.443	29.271	28.619	306.8	23	1'44.802 P	26.995	23.157	32.270	22.380	301.6		
10	1'48.491	27.206	20.500	30.332	30.453	267.3	Run # 5	Front Tyre Slick-Hard		Rear Tyre Slick-Soft					
11	1'39.746 P	27.102	20.421	29.222	23.001	308.5	9 Laps at start		5 Laps at start						
Run # 3	Front Tyre Slick-Hard		Rear Tyre Slick-Soft				24	2'12.238	41.421	24.001	32.942	33.874	232.7		
							11 Laps at start		11 Laps at start						
12	1'50.832	31.736	20.725	29.554	28.817	307.6	15th	41	Aleix ESPARGARO				APRILIA	SPA	
13	1'45.500	27.161	20.408	29.233	28.698	308.5	Aprilia Racing								
14	1'45.327	27.078	20.324	29.295	28.630	308.5	Runs=4 Total laps=18 Full laps=11 Valid laps=8								
15	1'43.940 P	29.663	21.713	29.560	23.004	306.8	Run # 1	Front Tyre Slick-Hard		Rear Tyre Slick-Soft					
Run # 4	Front Tyre Slick-Hard		Rear Tyre Slick-Soft				New Tyre		New Tyre						
16	1'50.099	31.362	20.659	29.340	28.738	308.5	1	2'25.357	31.765	21.275	30.020	29.476	306.8		
17	1'44.414	26.922	20.236	28.957	28.299	310.3	2	1'46.489	27.342	20.361	30.033	28.753	304.2		
18	1'45.259 P	26.996	20.135	34.332	23.796	294.2	3	1'44.960	27.062	20.263	29.033	28.602	310.3		
Run # 5	Front Tyre Slick-Hard		Rear Tyre Slick-Soft				4	1'45.605	27.159	20.407	29.233	28.806	311.2		
							3 Laps at start		New Tyre						
19	1'50.563	32.430	20.421	29.044	28.668	310.3	5	1'47.102 *	27.068	20.288	30.048*	29.698	277.6		
20	1'46.416	26.859	20.066	30.994	28.497	309.4	6	1'45.284 *	27.094	20.284	29.302*	28.604	310.3		
21	1'45.210 *	26.870	20.465*	29.160	28.715	308.5	7	1'46.584 P	27.224	24.202	30.878	24.280	291.8		
22	1'44.326	26.920	20.123	28.922	28.361	309.4	Run # 2	Front Tyre Slick-Hard		Rear Tyre Slick-Soft					
Run # 5	Front Tyre Slick-Hard		Rear Tyre Slick-Soft				7 Laps at start		7 Laps at start						
19	1'50.563	32.430	20.421	29.044	28.668	310.3	8	1'51.305	32.158	20.948	29.415	28.784	310.3		
20	1'46.416	26.859	20.066	30.994	28.497	309.4	9	1'45.522	27.221	20.442	29.183	28.676	309.4		
21	1'45.210 *	26.870	20.465*	29.160	28.715	308.5	10	1'45.468	27.186	20.366	29.204	28.712	313.0		
22	1'44.326	26.920	20.123	28.922	28.361	309.4	11	1'45.658 *	27.196	20.369	29.253	28.840*	309.4		
Run # 5	Front Tyre Slick-Hard		Rear Tyre Slick-Soft				12	1'46.110 P	30.254	21.847	30.683	23.326	297.5		
							3 Laps at start		New Tyre						
19	1'50.563	32.430	20.421	29.044	28.668	310.3	Run # 3	Front Tyre Slick-Hard		Rear Tyre Slick-Soft					
20	1'46.416	26.859	20.066	30.994	28.497	309.4	New Tyre		New Tyre						
21	1'45.210 *	26.870	20.465*	29.160	28.715	308.5	13	1'50.071	30.867	20.758	29.726	28.720	307.6		
22	1'44.326	26.920	20.123	28.922	28.361	309.4	14	1'44.544	26.895	20.295	28.865	28.489	310.3		
Run # 5	Front Tyre Slick-Hard		Rear Tyre Slick-Soft				15	1'41.953 P	28.380	21.118	30.426	22.029	301.6		
							3 Laps at start		New Tyre						
19	1'50.563	32.430	20.421	29.044	28.668	310.3	Run # 4	Front Tyre Slick-Hard		Rear Tyre Slick-Soft					
20	1'46.416	26.859	20.066	30.994	28.497	309.4	3 Laps at start		New Tyre						
21	1'45.210 *	26.870	20.465*	29.160	28.715	308.5	16	1'49.630	30.788	20.288	29.278	29.276	309.4		
22	1'44.326	26.920	20.123	28.922	28.361	309.4	17	1'53.338	33.373	21.886	29.292	28.787	308.5		
Run # 5	Front Tyre Slick-Hard		Rear Tyre Slick-Soft				18	1'44.470	26.912	20.190	28.875	28.493	308.5		
							3 Laps at start		New Tyre						
19	1'50.563	32.430	20.421	29.044	28.668	310.3	16th	36	Joan MIR				HONDA	SPA	
20	1'46.416	26.859	20.066	30.994	28.497	309.4	Repsol Honda Team								
21	1'45.210 *	26.870	20.465*	29.160	28.715	308.5	Runs=4 Total laps=20 Full laps=13 Valid laps=10								
22	1'44.326	26.920	20.123	28.922	28.361	309.4	Run # 1	Front Tyre Slick-Hard		Rear Tyre Slick-Soft					
Run # 5	Front Tyre Slick-Hard		Rear Tyre Slick-Soft				New Tyre		New Tyre						
19	1'50.563	32.430	20.421	29.044	28.668	310.3	1	1'59.497	34.037	22.255	30.884	29.746	302.5		
20	1'46.416	26.859	20.066	30.994	28.497	309.4	2	1'47.028	27.847	20.951	29.422	28.808	306.8		
21	1'45.210 *	26.870	20.465*	29.160	28.715	308.5									
22	1'44.326	26.920	20.123	28.922	28.361	309.4									

Fastest Lap: Brad BINDER Red Bull KTM Factory RSA **1'43.436** 26.768 20.026 28.643 27.999

These data/results cannot be reproduced, stored and/or transmitted in whole or in part by any manner of electronic, mechanical, photocopying, recording, broadcasting or otherwise now known or herein after developed without the previous express consent by the copyright owner, except for reproduction in daily press and regular printed publications on sale to the public within 60 days of the event related to those data/results and always provided that copyright symbol appears together as follows below.
© DORNA, 2024



Practice

MotoGP

Lap	Lap Time	T1	T2	T3	T4	Speed	Lap	Lap Time	T1	T2	T3	T4	Speed
3	1'50.779 *	27.346*	20.747	29.354	33.332	308.5	18	1'47.813	29.901	20.373	29.065	28.474	309.4
4	1'45.050	27.182	<u>20.224</u>	29.067	28.577	308.5		PIT	<u>26.796</u>	3'38.006	1'30.429	30.360	245.4
5	1'47.281	27.100	22.216	29.322	28.643	308.5	18th 25 Raul FERNANDEZ APRILIA SPA						
6	1'45.177	27.110	20.242	29.184	28.641	306.8	Trackhouse Racing						
7	1'42.953 P	27.099	20.334	29.173	26.347	307.6	Runs=4 Total laps=17 Full laps=10 Valid laps=9						
Run # 2	Front Tyre	Slick-Hard	Rear Tyre	Slick-Soft									
	7 Laps at start			7 Laps at start									
8	1'50.206	30.958	20.753	29.632	28.863	305.9	Run # 1	Front Tyre	missing data	Rear Tyre	missing data		
9	1'46.176	27.380	20.378	29.634	28.784	306.8		**	Laps at start	**	Laps at start		
10	1'50.904 *	29.131	20.841	29.378	31.554*	305.9	1	2'42.132	32.210	21.750	30.321	29.472	308.5
11	1'45.666	27.192	20.451	29.360	28.663	305.9	2	1'46.351	27.607	20.670	29.263	28.811	305.9
12	1'45.670	27.230	20.387	29.335	28.718	307.6	3	1'46.454	27.294	20.354	29.788	29.018	306.8
13	1'41.513 P	27.305	20.380	29.309	24.519	305.0	4	1'45.863	27.341	20.619	29.226	28.677	307.6
Run # 3	Front Tyre	Slick-Hard	Rear Tyre	Slick-Soft									
	New Tyre			New Tyre			Run # 2	Front Tyre	missing data	Rear Tyre	missing data		
14	1'49.499	30.881	20.755	29.354	28.509	308.5		**	Laps at start	**	Laps at start		
15	1'44.705	27.027	20.301	29.017	28.360	<u>309.4</u>	7	1'51.601	31.888	21.017	29.484	29.212	306.8
16	<u>1'44.670</u>	<u>26.910</u>	20.474	<u>28.900</u>	28.386	307.6	8	1'45.757	27.120	20.309	29.644	28.684	305.9
17	1'42.543 P	28.424	21.245	29.785	23.089	305.0	9	17'53.869 P					
Run # 4	Front Tyre	Slick-Hard	Rear Tyre	Slick-Soft									
	4 Laps at start			New Tyre			Run # 3	Front Tyre	missing data	Rear Tyre	missing data		
18	1'55.202	33.913	21.204	31.347	28.738	309.4		**	Laps at start	**	Laps at start		
19	1'46.850 *	28.939*	20.283	29.173	28.455	307.6	10	1'57.205	37.381	21.200	29.631	28.993	306.8
20	1'44.719	26.941	20.470	28.987	<u>28.321</u>	309.4	11	1'45.245	27.231	20.388	<u>28.999</u>	28.627	310.3
17th 5 Johann ZARCO HONDA FRA							12	<u>1'44.694</u>	<u>26.961</u>	<u>20.237</u>	29.049	<u>28.447</u>	308.5
CASTROL Honda LCR							13	1'49.218 P	33.837	21.087	30.636	23.658	300.8
Runs=5 Total laps=18 Full laps=9 Valid laps=9							Run # 4	Front Tyre	missing data	Rear Tyre	missing data		
Run # 1	Front Tyre	Slick-Hard	Rear Tyre	Slick-Soft									
	New Tyre			New Tyre				**	Laps at start	**	Laps at start		
1	2'26.767	37.448	23.643	31.735	29.842	306.8	14	1'49.903	31.031	20.503	29.568	28.801	309.4
2	1'45.316	27.169	20.368	29.215	28.564	310.3	15	1'48.654	28.465	20.556	29.410	30.223	310.3
3	1'45.042	27.083	20.368	28.957	28.634	309.4	16	1'51.970 *	32.427*	20.587	29.863	29.093	<u>312.1</u>
4	1'48.219	27.133	<u>20.325</u>	29.228	31.533	<u>311.2</u>	17	1'48.577	27.116	20.243	29.150	32.068	308.5
5	1'43.152 P	27.045	20.566	31.617	23.924	306.8	19th 37 Augusto FERNANDEZ KTM SPA						
Run # 2	Front Tyre	Slick-Hard	Rear Tyre	Slick-Soft									
	5 Laps at start			5 Laps at start			Red Bull GASGAS Tech3						
6	1'56.454	36.610	21.491	29.431	28.922	306.8	Runs=4 Total laps=17 Full laps=10 Valid laps=9						
7	1'45.303	27.173	20.345	29.184	28.601	308.5	Run # 1	Front Tyre	Slick-Hard	Rear Tyre	Slick-Soft		
8	1'45.145	27.151	20.375	29.125	28.494	308.5		New Tyre			New Tyre		
9	1'46.316 P	30.556	21.476	30.603	23.681	305.9	1	2'11.435	32.273	21.414	31.514	30.344	284.9
Run # 3	Front Tyre	Slick-Hard	Rear Tyre	Slick-Soft									
	9 Laps at start			9 Laps at start			2	1'45.903	27.493	20.637	29.218	28.555	309.4
10	1'54.208	31.895	21.022	32.388	28.903	305.0	3	1'45.603	27.278	20.462	29.233	28.630	308.5
11	1'48.748	27.371	20.521	30.584	30.272	305.9	4	1'45.459	27.205	20.407	29.258	28.589	305.9
12	1'45.904	27.236	20.493	29.406	28.769	304.2	5	1'46.249	27.286	20.385	29.395	29.183	305.9
13	1'46.361	27.338	20.495	29.668	28.860	304.2	6	5'05.708 P	27.329	20.431			
14	1'42.801 P	27.240	20.482	31.898	23.181	303.3	Run # 2	Front Tyre	Slick-Hard	Rear Tyre	Slick-Soft		
Run # 4	Front Tyre	Slick-Hard	Rear Tyre	Slick-Soft									
	New Tyre			New Tyre				6 Laps at start			6 Laps at start		
15	1'51.547	32.733	20.737	29.249	28.828	306.8	7	1'50.282	30.719	21.021	29.656	28.886	306.8
16	<u>1'44.685</u>	26.916	20.525	<u>28.843</u>	<u>28.401</u>	311.2	8	1'45.604	27.337	20.423	29.294	28.550	307.6
17	1'38.407 P	26.962	20.558	29.274	21.613	307.6	9	1'38.994 P	27.234	20.736	29.419	21.605	306.8
Run # 5	Front Tyre	Slick-Hard	Rear Tyre	Slick-Soft									
	3 Laps at start			New Tyre			Run # 3	Front Tyre	Slick-Hard	Rear Tyre	Slick-Soft		
								New Tyre			New Tyre		
							10	1'52.665	33.283	20.990	29.727	28.665	306.8
							11	1'45.375	27.140	20.473	29.116	28.646	307.6
							12	1'45.186	27.128	20.348	29.149	28.561	306.8
							13	1'44.463 P	28.680	24.232	29.409	22.142	309.4

Fastest Lap: Brad BINDER Red Bull KTM Factory RSA **1'43.436** 26.768 20.026 28.643 27.999

These data/results cannot be reproduced, stored and/or transmitted in whole or in part by any manner of electronic, mechanical, photocopying, recording, broadcasting or otherwise now known or herein after developed without the previous express consent by the copyright owner, except for reproduction in daily press and regular printed publications on sale to the public within 60 days of the event related to those data/results and always provided that copyright symbol appears together as follows below.
© DORNA, 2024



Practice

MotoGP

Lap	Lap Time	T1	T2	T3	T4	Speed	Lap	Lap Time	T1	T2	T3	T4	Speed
Run # 4	Front Tyre Slick-Hard	Rear Tyre Slick-Soft			New Tyre		8	1'46.268	27.473	20.550	29.422	28.823	303.3
4 Laps at start							9	1'39.869	P 27.498	20.517	29.399	22.455	304.2
14	1'49.824	30.816	20.885	29.519	28.604	310.3	Run # 3	Front Tyre Slick-Medium	Rear Tyre Slick-Soft			New Tyre	
15	1'44.869	27.010	20.282	29.145	28.432	308.5	New Tyre						
16	1'45.509	* 26.984	20.702*	29.235	28.588	307.6	10	1'53.781	32.232	22.404	30.113	29.032	305.0
17	1'45.267	27.034	20.464	29.101	28.668	309.4	11	1'46.325	* 27.471	20.689	29.293	28.872*	303.3

20th 42 Alex RINS YAMAHA SPA
 Monster Energy Yamaha MotoGP Team
 Runs=5 Total laps=21 Full laps=12 Valid laps=12

Run #	Front Tyre	Slick-Hard	Rear Tyre	Slick-Soft	Speed	
1	2'02.527	32.181	22.006	30.591	29.485	305.9
2	1'46.584	27.688	20.832	29.240	28.824	309.4
3	1'45.462	27.272	20.400	29.185	28.605	306.8
4	1'48.760	27.140	23.394	29.408	28.818	308.5
5	1'45.532	27.213	20.477	29.188	28.654	306.8
6	1'42.434	P 28.311	21.079	30.043	23.001	305.0

Run #	Front Tyre	Slick-Hard	Rear Tyre	Slick-Soft	Speed	
7	1'52.369	32.385	21.423	29.745	28.816	306.8
8	1'47.951	27.397	20.744	29.748	30.062	269.3
9	1'49.950	27.389	23.762	29.780	29.019	304.2
10	1'39.881	P 27.460	20.565	29.656	22.200	304.2

Run #	Front Tyre	Slick-Soft	Rear Tyre	Slick-Soft	Speed	
11	1'55.244	31.715	21.830	32.719	28.980	304.2
12	1'46.233	27.467	20.658	29.427	28.681	305.0
13	1'40.240	P 27.377	20.641	29.543	22.679	304.2

Run #	Front Tyre	Slick-Hard	Rear Tyre	Slick-Soft	Speed	
14	1'51.971	31.632	21.444	29.874	29.021	304.2
15	1'45.240	27.160	20.485	29.106	28.489	304.2
16	1'45.380	27.206	20.419	29.161	28.594	305.0
17	1'43.788	P 29.707	21.324	29.923	22.834	304.2

Run #	Front Tyre	Slick-Soft	Rear Tyre	Slick-Soft	Speed	
18	1'50.119	31.041	20.886	29.514	28.678	305.9
19	1'44.966	27.057	20.462	28.989	28.458	305.9
20	1'48.701	27.701	22.350	29.770	28.880	305.0
21	1'44.950	27.024	20.376	28.983	28.567	306.8

21st 10 Luca MARINI HONDA ITA
 Repsol Honda Team
 Runs=5 Total laps=23 Full laps=14 Valid laps=11

Run #	Front Tyre	Slick-Hard	Rear Tyre	Slick-Medium	Speed	
1	2'32.251	35.037	21.612	30.110	29.203	305.9
2	1'46.363	27.619	20.463	29.411	28.870	306.8
3	1'51.797	28.401	22.048	30.049	31.299	304.2
4	1'45.838	27.365	20.480	29.222	28.771	305.9
5	1'41.013	P 27.880	20.785	29.844	22.504	302.5

Run #	Front Tyre	Slick-Hard	Rear Tyre	Slick-Medium	Speed	
6	1'53.156	33.074	21.168	29.788	29.126	304.2
7	1'46.816	27.561	20.707	29.601	28.947	302.5

22nd 32 Lorenzo SAVADORI APRILIA ITA
 Trackhouse Racing
 Runs=4 Total laps=19 Full laps=12 Valid laps=11

Run #	Front Tyre	Slick-Hard	Rear Tyre	Slick-Soft	Speed	
1	2'34.024	34.489	22.421	32.260	30.646	288.0
2	1'43.602	P 28.487	21.107	31.152	22.856	298.3

Run #	Front Tyre	Slick-Hard	Rear Tyre	Slick-Soft	Speed	
3	1'57.256	34.281	21.451	30.809	30.715	258.9
4	1'47.512	27.919	20.966	29.666	28.961	306.8
5	1'47.329	27.624	20.785	29.990	28.930	305.9
6	1'47.884	27.698	20.965	29.760	29.461	305.0
7	1'46.660	27.526	20.622	29.666	28.846	307.6
8	1'50.772	29.140	21.592	30.808	29.232	307.6
9	1'47.160	27.525	20.691	29.888	29.056	308.5
10	1'45.297	P 28.904	21.266	31.556	23.571	299.1

Run # 1 Front Tyre Slick-Hard Rear Tyre Slick-Soft
 New Tyre New Tyre

Run #	Front Tyre	Slick-Hard	Rear Tyre	Slick-Soft	Speed	
11	1'58.423	36.613	21.354	30.846	29.610	305.9
12	1'47.810	27.653	21.038	30.028	29.091	305.0
13	1'46.989	27.559	20.871	29.667	28.892	305.9
14	1'46.912	27.534	20.704	29.742	28.932	306.8
15	1'45.335	P 28.562	21.473	32.179	23.121	297.5

Run #	Front Tyre	Slick-Hard	Rear Tyre	Slick-Soft	Speed	
16	1'51.561	32.426	20.700	29.566	28.869	305.0
17	1'50.361	28.343	21.366	30.276	30.376	292.6
18	1'52.615	* 27.368*	20.663	33.043	31.541	207.2
19	1'45.863	27.185	20.437	29.572	28.669	308.5

Run #	Front Tyre	Slick-Hard	Rear Tyre	Slick-Soft	Speed	
3	1'55.005	32.988	21.242	31.444	29.331	306.8
22	1'53.634	* 31.646*	21.108	32.106	28.774	305.9
23	1'45.118	27.213	20.199	29.108	28.598	308.5

Run # 2 Front Tyre Slick-Hard Rear Tyre Slick-Soft
 2 Laps at start 2 Laps at start

Run #	Front Tyre	Slick-Hard	Rear Tyre	Slick-Soft	Speed	
4	1'55.216	34.522	21.627	30.059	29.008	305.0
17	1'48.338	* 27.265*	22.934	29.414	28.725	305.0
18	1'45.277	27.269	20.290	29.063	28.655	305.9
19	1'45.353	27.151	20.339	29.187	28.676	304.2
20	1'54.627	P 34.240	24.381	31.622	24.384	286.4

Run # 3 Front Tyre Slick-Hard Rear Tyre Slick-Soft
 10 Laps at start 10 Laps at start

Run #	Front Tyre	Slick-Hard	Rear Tyre	Slick-Soft	Speed	
4	1'55.216	34.522	21.627	30.059	29.008	305.0
16	1'55.216	34.522	21.627	30.059	29.008	305.0
17	1'48.338	* 27.265*	22.934	29.414	28.725	305.0
18	1'45.277	27.269	20.290	29.063	28.655	305.9
19	1'45.353	27.151	20.339	29.187	28.676	304.2
20	1'54.627	P 34.240	24.381	31.622	24.384	286.4

Fastest Lap: Brad BINDER Red Bull KTM Factory RSA 1'43.436 26.768 20.026 28.643 27.999

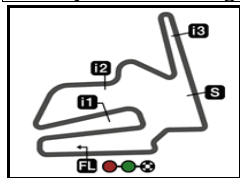
These data/results cannot be reproduced, stored and/or transmitted in whole or in part by any manner of electronic, mechanical, photocopying, recording, broadcasting or otherwise now known or herein after developed without the previous express consent by the copyright owner, except for reproduction in daily press and regular printed publications on sale to the public within 60 days of the event related to those data/results and always provided that copyright symbol appears together as follows below.
 © DORNA, 2024



Lap	Lap Time	T1	T2	T3	T4	Speed	Lap	Lap Time	T1	T2	T3	T4	Speed
23rd	87	Remy GARDNER		YAMAHA		AUS	Yamaha Factory Racing Team						
		Runs=5		Total laps=22		Full laps=13		Valid laps=9					
Run #	1	Front Tyre Slick-Medium		Rear Tyre Slick-Medium									
		New Tyre		New Tyre									
1	2'13.328	32.633	22.155	30.660	29.931	290.3							
2	1'48.975	28.333	21.460	29.949	29.233	306.8							
3	1'48.197	28.012	21.274	29.936	28.975	304.2							
4	1'47.945 *	27.873	20.970	29.981*	29.121	305.9							
5	1'52.155	27.990	20.914	33.867	29.384	291.1							
6	1'47.826 *	27.758	20.831	30.061*	29.176	306.8							
7	1'47.413 P	30.447	22.267	30.379	24.320	299.1							
Run #	2	Front Tyre Slick-Medium		Rear Tyre Slick-Medium									
		7 Laps at start		New Tyre									
8	1'57.433	34.222	22.364	30.852	29.995	302.5							
9	1'48.251	27.971	21.193	29.954	29.133	304.2							
10	1'47.197	27.696	20.741	29.761	28.999	307.6							
11	1'47.715	27.813	21.168	29.792	28.942	305.9							
12	1'57.352 P	31.059	27.322	32.493	26.478	234.7							
Run #	3	Front Tyre Slick-Medium		Rear Tyre Slick-Medium									
		12 Laps at start		5 Laps at start									
13	1'55.171	32.709	21.861	30.752	29.849	297.5							
14	1'48.777 *	28.182	20.989	30.278	29.328	302.5							
15	1'48.191	28.117	20.910	29.975	29.189	305.0							
16	1'43.993 P	27.994	21.030	30.740	24.229	281.9							
Run #	4	Front Tyre Slick-Medium		Rear Tyre Slick-Soft									
		New Tyre		New Tyre									
17	2'00.859	32.997	25.689	30.541	31.632	291.1							
18	1'49.640	27.683	20.721	29.657	31.579	306.8							
19	1'41.681 P	27.777	20.743	29.623	23.538	305.9							
Run #	5	Front Tyre Slick-Medium		Rear Tyre Slick-Soft									
		3 Laps at start		New Tyre									
20	1'59.978	35.389	21.897	31.271	31.421	276.9							
21	1'46.951 *	27.899*	20.716	29.445	28.891	306.8							
22	1'46.716	27.595	20.719	29.481	28.921	307.6							

Fastest Lap: Brad BINDER Red Bull KTM Factory RSA **1'43.436** 26.768 20.026 28.643 27.999

These data/results cannot be reproduced, stored and/or transmitted in whole or in part by any manner of electronic, mechanical, photocopying, recording, broadcasting or otherwise now known or herein after developed without the previous express consent by the copyright owner, except for reproduction in daily press and regular printed publications on sale to the public within 60 days of the event related to those data/results and always provided that copyright symbol appears together as follows below.
© DORNA, 2024



4801 m.

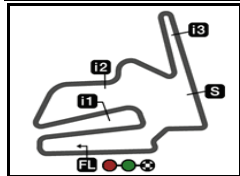
MOTUL GRAND PRIX OF JAPAN
Practice
Best Partial Times
MotoGP™
IT Ideal Lap Time, sum of the best partial times

BT Best Lap Time

<i>T1</i>		<i>T2</i>		<i>T3</i>		<i>T4</i>				<i>IT</i>	<i>BT</i>	
<i>Pos</i>	<i>Rider</i>	<i>Time</i>	<i>Rider</i>	<i>Time</i>	<i>Rider</i>	<i>Time</i>	<i>Rider</i>	<i>Time</i>	<i>Pos</i>	<i>Rider</i>		
1	M.MARQUEZ	26.678	B.BINDER	20.013	F.BAGNAIA	28.520	P.ACOSTA	27.998	1	B.BINDER	1'43.423	1'43.436 (1)
2	P.ACOSTA	26.716	F.BAGNAIA	20.018	M.MARQUEZ	28.609	B.BINDER	27.999	2	M.MARQUEZ	1'43.469	1'43.469 (2)
3	J.MARTIN	26.727	J.MARTIN	20.033	J.MARTIN	28.625	E.BASTIANINI	28.044	3	J.MARTIN	1'43.478	1'43.568 (3)
4	E.BASTIANINI	26.760	M.VIÑALES	20.056	B.BINDER	28.643	M.MARQUEZ	28.045	4	F.BAGNAIA	1'43.504	1'43.754 (7)
5	B.BINDER	26.768	E.BASTIANINI	20.064	E.BASTIANINI	28.737	J.MARTIN	28.093	5	P.ACOSTA	1'43.574	1'43.583 (4)
6	F.BAGNAIA	26.778	F.MORBIDELLI	20.066	M.VIÑALES	28.740	M.VIÑALES	28.132	6	E.BASTIANINI	1'43.605	1'43.605 (5)
7	M.BEZZECCHI	26.787	P.ACOSTA	20.072	F.DI GIANNANTO	28.777	F.BAGNAIA	28.188	7	M.VIÑALES	1'43.716	1'43.720 (6)
8	A.MARQUEZ	26.787	M.MARQUEZ	20.137	P.ACOSTA	28.788	J.MILLER	28.201	8	A.MARQUEZ	1'44.026	1'44.033 (8)
9	M.VIÑALES	26.788	F.QUARTARARO	20.138	T.NAKAGAMI	28.818	A.MARQUEZ	28.209	9	F.DI GIANNAN	1'44.057	1'44.082 (9)
10	J.ZARCO	26.796	M.BEZZECCHI	20.164	J.ZARCO	28.843	F.DI GIANNANTO	28.258	10	M.BEZZECCHI	1'44.084	1'44.209 (10)
11	F.DI GIANNANTO	26.844	F.DI GIANNANTO	20.178	A.MARQUEZ	28.847	T.NAKAGAMI	28.271	11	F.MORBIDELLI	1'44.146	1'44.326 (13)
12	F.MORBIDELLI	26.859	A.MARQUEZ	20.183	M.BEZZECCHI	28.856	M.BEZZECCHI	28.277	12	T.NAKAGAMI	1'44.206	1'44.258 (12)
13	T.NAKAGAMI	26.878	J.MILLER	20.187	A.ESPARGARO	28.865	F.MORBIDELLI	28.299	13	J.MILLER	1'44.228	1'44.239 (11)
14	J.MILLER	26.894	A.ESPARGARO	20.190	F.QUARTARARO	28.879	J.MIR	28.321	14	F.QUARTARAR	1'44.316	1'44.401 (14)
15	A.ESPARGARO	26.895	L.MARINI	20.199	J.MIR	28.900	F.QUARTARARO	28.392	15	J.MIR	1'44.355	1'44.670 (16)
16	F.QUARTARARO	26.907	J.MIR	20.224	F.MORBIDELLI	28.922	J.ZARCO	28.401	16	J.ZARCO	1'44.365	1'44.685 (17)
17	J.MIR	26.910	R.FERNANDEZ	20.237	J.MILLER	28.946	A.FERNANDEZ	28.432	17	A.ESPARGAR	1'44.439	1'44.470 (15)
18	R.FERNANDEZ	26.961	T.NAKAGAMI	20.239	A.RINS	28.983	R.FERNANDEZ	28.447	18	R.FERNANDEZ	1'44.644	1'44.694 (18)
19	R.FERNANDEZ	26.984	A.FERNANDEZ	20.282	R.FERNANDEZ	28.999	A.RINS	28.458	19	A.FERNANDEZ	1'44.799	1'44.869 (19)
20	A.RINS	27.024	J.ZARCO	20.325	L.MARINI	29.063	A.ESPARGARO	28.489	20	A.RINS	1'44.841	1'44.950 (20)
21	L.MARINI	27.151	A.RINS	20.376	A.FERNANDEZ	29.101	L.MARINI	28.598	21	L.MARINI	1'45.011	1'45.118 (21)
22	L.SAVADORI	27.185	L.SAVADORI	20.437	R.GARDNER	29.445	L.SAVADORI	28.669	22	L.SAVADORI	1'45.857	1'45.863 (22)
23	R.GARDNER	27.595	R.GARDNER	20.716	L.SAVADORI	29.566	R.GARDNER	28.891	23	R.GARDNER	1'46.647	1'46.716 (23)

These data/results cannot be reproduced, stored and/or transmitted in whole or in part by any manner of electronic, mechanical, photocopying, recording, broadcasting or otherwise now known or herein after developed without the previous express consent by the copyright owner, except for reproduction in daily press and regular printed publications on sale to the public within 60 days of the event related to those data/results and always provided that copyright symbol appears together as follows below.

© DORNA, 2024




4801 m.

MOTUL GRAND PRIX OF JAPAN

Practice

Fastest Laps Sequence

<i>Practice Time</i>	 <i>Rider</i>	<i>Nation</i>	<i>Motorcycle</i>	<i>Time</i>	<i>Km/h</i>	<i>Rider's Lap</i>
3'43.889	21 Franco MORBIDELLI	ITA	DUCATI	1'46.087	162.9	2
3'56.558	49 Fabio DI GIANNANTONI	ITA	DUCATI	1'46.027	163.0	2
3'56.705	31 Pedro ACOSTA	SPA	KTM	1'45.984	163.0	2
3'57.338	37 Augusto FERNANDEZ	SPA	KTM	1'45.903	163.2	2
4'07.877	43 Jack MILLER	AUS	KTM	1'45.835	163.3	2
4'11.357	89 Jorge MARTIN	SPA	DUCATI	1'44.916	164.7	2
5'55.677	89 Jorge MARTIN	SPA	DUCATI	1'44.320	165.6	3
7'53.795	1 Francesco BAGNAIA	ITA	DUCATI	1'44.072	166.0	4
47'24.453	33 Brad BINDER	RSA	KTM	1'43.879	166.3	16
51'34.658	31 Pedro ACOSTA	SPA	KTM	1'43.754	166.5	18
54'28.961	89 Jorge MARTIN	SPA	DUCATI	1'43.568	166.8	21
58'00.020	33 Brad BINDER	RSA	KTM	1'43.436	167.0	20

These data/results cannot be reproduced, stored and/or transmitted in whole or in part by any manner of electronic, mechanical, photocopying, recording, broadcasting or otherwise now known or herein after developed without the previous express consent by the copyright owner, except for reproduction in daily press and regular printed publications on sale to the public within 60 days of the event related to those data/results and always provided that copyright symbol appears together as follows below.

© DORNA, 2024