




4801 m.

MOTUL GRAND PRIX OF JAPAN

Tissot Sprint

Classification after 12 laps = 57.612 km

29

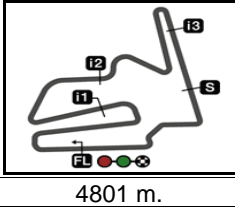
Pos		Rider	Nation	Team	Motorcycle	Total Time	Km/h	Gap
1	12	1 Francesco BAGNAIA	ITA	Ducati Lenovo Team	DUCATI	21'01.074	164.4	
2	9	23 Enea BASTIANINI	ITA	Ducati Lenovo Team	DUCATI	21'01.255	164.4	0.181
3	7	93 Marc MARQUEZ	SPA	Gresini Racing MotoGP	DUCATI	21'01.423	164.4	0.349
4	6	89 Jorge MARTIN	SPA	Prima Pramac Racing	DUCATI	21'03.572	164.1	2.498
5	5	21 Franco MORBIDELLI	ITA	Prima Pramac Racing	DUCATI	21'05.400	163.9	4.326
6	4	49 Fabio DI GIANNANTONIO	ITA	Pertamina Enduro VR46 Racing T	DUCATI	21'05.520	163.8	4.446
7	3	73 Alex MARQUEZ	SPA	Gresini Racing MotoGP	DUCATI	21'12.518	162.9	11.444
8	2	43 Jack MILLER	AUS	Red Bull KTM Factory Racing	KTM	21'12.949	162.9	11.875
9	1	12 Maverick VIÑALES	SPA	Aprilia Racing	APRILIA	21'13.021	162.9	11.947
10		72 Marco BEZZECCHI	ITA	Pertamina Enduro VR46 Racing T	DUCATI	21'13.373	162.8	12.299
11		25 Raul FERNANDEZ	SPA	Trackhouse Racing	APRILIA	21'15.633	162.5	14.559
12		20 Fabio QUARTARARO	FRA	Monster Energy Yamaha MotoGP	YAMAHA	21'15.719	162.5	14.645
13		10 Luca MARINI	ITA	Repsol Honda Team	HONDA	21'16.960	162.4	15.886
14		5 Johann ZARCO	FRA	CASTROL Honda LCR	HONDA	21'17.244	162.3	16.170
15		37 Augusto FERNANDEZ	SPA	Red Bull GASGAS Tech3	KTM	21'21.596	161.8	20.522
16		42 Alex RINS	SPA	Monster Energy Yamaha MotoGP	YAMAHA	21'25.489	161.3	24.415
17		32 Lorenzo SAVADORI	ITA	Trackhouse Racing	APRILIA	21'26.556	161.2	25.482
18		87 Remy GARDNER	AUS	Yamaha Factory Racing Team	YAMAHA	21'33.694	160.3	32.620
Not classified								
		36 Joan MIR	SPA	Repsol Honda Team	HONDA	20'06.209	157.6	1 lap
		41 Aleix ESPARGARO	SPA	Aprilia Racing	APRILIA	15'56.850	162.5	3 laps
		31 Pedro ACOSTA	SPA	Red Bull GASGAS Tech3	KTM	13'59.465	164.7	4 laps
		30 Takaaki NAKAGAMI	JPN	IDEMITSU Honda LCR	HONDA	7'11.845	160.0	8 laps
		33 Brad BINDER	RSA	Red Bull KTM Factory Racing	KTM	3'34.988	160.7	10 laps

The results are provisional until the end of the limit for protest and appeals.

Time limit for protest expires 60' after publication of the results - Time:


These data/results cannot be reproduced, stored and/or transmitted in whole or in part by any manner of electronic, mechanical, photocopying, recording, broadcasting or otherwise now known or herein after developed without the previous express consent by the copyright owner, except for reproduction in daily press and regular printed publications on sale to the public within 60 days of the event related to those data/results and always provided that copyright symbol appears together as follows below.

© DORNA, 2024



MOTUL GRAND PRIX OF JAPAN
Tissot Sprint
Classification after 12 laps = 57.612 km

29

Pos	 Rider	Nation	Team	Motorcycle	Total Time	Km/h	Gap
-----	---	--------	------	------------	------------	------	-----

Race condition: Dry
 Air: 20°
 Humidity: 85%
 Ground: 23°

Pole Position:		Pedro ACOSTA	1'43.018	167.7 Km/h
Fastest Lap:	Lap 2	Pedro ACOSTA	1'43.825	166.4 Km/h
Best Race Lap:	2022	Jack MILLER	1'45.198	164.2 Km/h
All-Time Lap Record:	2024	Pedro ACOSTA	1'43.018	167.7 Km/h

14:45'00

14:49'32

14:59'46

15:02'20

15:03'30

15:04'01 Joan MIR

15:04'12 Joan MIR

15:05'17 Jorge MARTIN

15:05'43 Takaaki NAKAGAMI

15:06'11 Aleix ESPARGARO

15:07'54 Brad BINDER

15:09'47 Takaaki NAKAGAMI

15:10'46 Maverick VIÑALES

15:11'24 Johann ZARCO

15:11'56 Johann ZARCO

15:12'06 Takaaki NAKAGAMI

15:14'31 Takaaki NAKAGAMI

15:17'08 Pedro ACOSTA

15:17'27 Johann ZARCO

15:18'33 Aleix ESPARGARO

15:25'08 Joan MIR

SIGHTING LAP START

All bikes on grid

WARM UP LAP START

RACE START

No jump starts

crashed out - Rider OK

re-joined race

track limits warning

track limits warning

track limits warning

entered pits and retired

crashed out - Rider OK

track limits warning

long lap penalty due to irresponsible riding

long lap penalty - COMPLETED

re-joined race

entered pits and retired

crashed out - Rider OK

track limits warning

crashed out - Rider OK

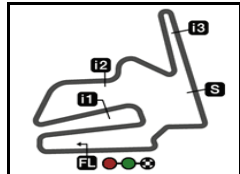
entered pits and retired

The results are provisional until the end of the limit for protest and appeals.

Time limit for protest expires 60' after publication of the results - Time:

These data/results cannot be reproduced, stored and/or transmitted in whole or in part by any manner of electronic, mechanical, photocopying, recording, broadcasting or otherwise now known or herein after developed without the previous express consent by the copyright owner, except for reproduction in daily press and regular printed publications on sale to the public within 60 days of the event related to those data/results and always provided that copyright symbol appears together as follows below.

© DORNA, 2024



4801 m.

MOTUL GRAND PRIX OF JAPAN

After the Tissot Sprint

World Championship Classification

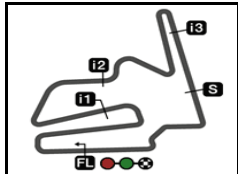
MotoGP™

30

Rider	Points	Leader	Prev	QAT	POR	AME	SPA	FRA	CAT	ITA	NED	GER	GBR	AUT	ARA	RSM	EMI	INA	JPN	AUS	THA	MAL	VAL	
1 MARTIN Jorge [SPA]	372			28 12 16	32 7 25	20 7 13	12 12 -	37 12 25	26 6 20	16 - 16	29 9 20	12 12 -	29 9 20	29 9 20	29 9 20	13 12 1	29 9 20	25 0 25	6 6					
2 BAGNAIA Francesco [ITA]	357	15	15	31 6 25	6 6 -	13 2 11	25 - 25	16 - 16	25 - 25	37 12 25	37 12 25	32 7 25	16 - 16	37 12 25	1 1 -	29 9 20	12 12 -	28 12 16	12 12					
3 BASTIANINI Enea [ITA]	300	72	57	15 4 11	24 4 20	20 4 16	11 - 11	19 6 13	5 5 0	20 - 20	22 6 16	19 6 13	37 12 25	22 6 16	14 3 11	22 6 16	32 7 25	9 9 -	9 9					
4 MARQUEZ Marc [SPA]	295	77	5	18 5 13	9 9 0	9 9 -	24 4 20	29 9 20	25 9 16	22 9 13	6 - 6	24 4 20	13 - 13	13 - 13	37 12 25	30 5 25	22 6 16	7 7 -	7 7					
5 ACOSTA Pedro [SPA]	181	191	114	9 2 7	19 3 16	26 6 20	15 9 6	4 4 -	10 7 3	18 7 11	0 0 -	9 0 9	12 5 7	3 0 3	23 7 16	4 4 0	5 5 -	24 4 20	-					
6 BINDER Brad [RSA]	173	199	8	29 9 20	13 - 13	7 0 7	10 - 10	8 0 8	8 - 8	10 4 6	14 4 10	9 2 7	6 6 -	14 3 11	17 4 13	16 3 13	4 4 0	8 0 8	-					
7 VIÑALES Maverick [SPA]	163	209	10	7 1 6	12 12 -	37 12 25	7 - 7	18 7 11	6 2 4	13 5 8	18 7 11	7 3 4	5 2 3	9 0 9	0 0 -	0 0 0	10 0 10	13 3 10	1 1					
8 ESPARGARO Aleix [SPA]	127	245	36	15 7 8	10 2 8	14 5 9	- - -	12 5 7	25 12 13	6 1 5	- - -	- - -	17 7 10	14 7 7	6 - 6	0 0 -	8 0 8	0 0 -	-					
9 DI GIANNANTONIO Fabio [ITA]	126	246	1	9 - 9	6 - 6	10 - 10	9 0 9	13 3 10	15 4 11	12 3 9	18 5 13	0 0 -	12 1 11	- - -	8 0 8	7 - 7	2 0 2	1 1 -	4 4					
10 BEZZECCHI Marco [ITA]	125	247	1	2 0 2	10 0 10	8 0 8	16 - 16	- - -	6 1 5	3 0 3	0 0 -	8 0 8	8 - 8	12 2 10	9 0 9	11 - 11	15 2 13	17 6 11	0 0					
11 MORBIDELLI Franco [ITA]	125	247	0	0 0 0	0 0 0	0 0 -	6 6 -	9 0 9	0 0 -	16 6 10	8 1 7	16 5 11	6 - 6	12 4 8	10 - 10	7 7 -	12 1 11	18 5 13	5 5					
12 MARQUEZ Alex [SPA]	124	248	1	13 3 10	0 0 -	1 0 1	13 - 13	6 0 6	9 0 9	9 2 7	11 2 9	17 1 16	13 4 9	6 0 6	6 6 -	10 0 10	7 0 7	0 0 -	3 3					

These data/results cannot be reproduced, stored and/or transmitted in whole or in part by any manner of electronic, mechanical, photocopying, recording, broadcasting or otherwise now known or herein after developed without the previous express consent by the copyright owner, except for reproduction in daily press and regular printed publications on sale to the public within 60 days of the event related to those data/results and always provided that copyright symbol appears together as follows below.
© DORNA, 2024





4801 m.

MOTUL GRAND PRIX OF JAPAN

After the Tissot Sprint

World Championship Classification

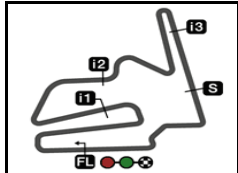
MotoGP™

30

Rider	Points	Leader	Prev	QAT	POR	AME	SPA	FRA	CAT	ITA	NED	GER	GBR	AUT	ARA	RSM	EMI	INA	JPN	AUS	THA	MAL	VAL	
13 QUARTARARO Fabio [FRA]	82	290	42	5 0 5	10 1 9	4 0 4	6 5 1	0 0 -	7 0 7	0 - 0	7 3 4	5 0 5	5 0 5	0 0 0	2 2 -	10 1 9	12 3 9	9 0 9	0 0					
14 OLIVEIRA Miguel [POR]	71	301	11	1 0 1	7 0 7	5 0 5	10 2 8	0 0 -	6 - 6	2 - 2	1 0 1	19 9 10	0 0 -	4 0 4	5 5 -	5 0 5	6 0 6	- -	- -					
15 MILLER Jack [AUS]	60	312	11	0 0 0	16 5 11	6 3 3	0 0 -	2 2 -	3 3 -	0 0 0	5 0 5	3 0 3	7 3 4	5 5 0	1 0 1	10 2 8	0 0 0	0 0 -	2 2					
16 FERNANDEZ Raul [SPA]	55	317	5	0 0 -	0 0 -	7 1 6	5 0 5	6 1 5	10 - 10	4 0 4	8 0 8	6 0 6	0 0 -	0 0 -	0 0 0	0 0 0	3 0 3	6 0 6	0 0					
17 ZARCO Johann [FRA]	31	341	24	4 0 4	1 - 1	- -	0 0 -	4 0 4	0 - 0	0 0 0	3 0 3	0 0 0	2 0 2	0 0 0	3 - 3	4 0 4	1 0 1	9 2 7	0 0					
18 NAKAGAMI Takaaki [JPN]	25	347	6	0 0 0	2 0 2	- -	2 0 2	2 0 2	2 0 2	0 0 -	0 0 0	2 0 2	1 0 1	2 0 2	5 0 5	3 0 3	0 0 0	4 0 4	- -					
19 RINS Alex [SPA]	20	352	5	0 0 0	3 - 3	0 0 -	3 0 3	1 - 1	0 0 0	1 0 1	0 0 -	- -	- -	0 - 0	7 0 7	0 0 0	- -	5 0 5	0 0					
20 MIR Joan [SPA]	20	352	0	3 0 3	4 0 4	- -	5 1 4	- -	1 0 1	- -	0 0 -	0 0 0	0 0 -	0 0 0	2 0 2	- -	5 0 5	- -	- -					
21 FERNANDEZ Augusto [SPA]	20	352	0	0 0 0	5 0 5	2 - 2	3 3 -	3 0 3	0 0 -	0 0 -	2 0 2	0 0 0	0 0 0	1 - 1	4 0 4	0 0 -	0 0 0	- -	0 0					
22 ESPARGARO Pol [SPA]	12	360	8	- -	- -	- -	- -	- -	- -	0 0 0	- -	- -	- -	6 1 5	- -	6 0 6	- -	- -	- -					
23 PEDROSA Daniel [SPA]	7	365	5	- -	- -	- -	7 7 -	- -	- -	- -	- -	- -	- -	- -	- -	- -	- -	- -	- -					
24 MARINI Luca [ITA]	5	367	2	0 0 0	0 0 0	0 0 0	0 - 0	0 0 0	0 0 0	0 0 0	0 - 0	1 0 1	0 0 0	0 0 -	0 0 0	0 0 -	4 0 4	0 0 -	0 0					

These data/results cannot be reproduced, stored and/or transmitted in whole or in part by any manner of electronic, mechanical, photocopying, recording, broadcasting or otherwise now known or herein after developed without the previous express consent by the copyright owner, except for reproduction in daily press and regular printed publications on sale to the public within 60 days of the event related to those data/results and always provided that copyright symbol appears together as follows below.
© DORNA, 2024





4801 m.

MOTUL GRAND PRIX OF JAPAN

After the Tissot Sprint

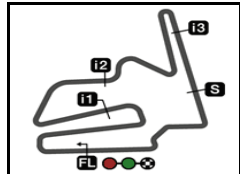
World Championship Classification

MotoGP™

30

Rider	Points	Leader	Prev	QAT	POR	AME	SPA	FRA	CAT	ITA	NED	GER	GBR	AUT	ARA	RSM	EMI	INA	JPN	AUS	THA	MAL	VAL	
25 BRADL Stefan [GER]	2	370	3	-	-	-	0	-	0	-	-	0	-	0	-	2	-	-	-					
26 SAVADORI Lorenzo [ITA]	0	372	2	-	-	-	0	-	-	0	-	-	-	0	-	-	-	-	0					
27 GARDNER Remy [AUS]	0	372	0	-	-	-	-	-	-	-	-	0	0	-	-	-	-	-	0					

These data/results cannot be reproduced, stored and/or transmitted in whole or in part by any manner of electronic, mechanical, photocopying, recording, broadcasting or otherwise now known or herein after developed without the previous express consent by the copyright owner, except for reproduction in daily press and regular printed publications on sale to the public within 60 days of the event related to those data/results and always provided that copyright symbol appears together as follows below.
© DORNA, 2024



4801 m.

MOTUL GRAND PRIX OF JAPAN

After the Tissot Sprint

World Championship Classification

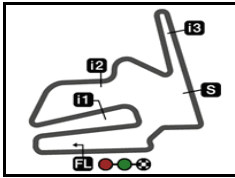
MotoGP™

30

Constructor	Points	Leader	Previous	QAT	POR	AME	SPA	FRA	CAT	ITA	NED	GER	GBR	AUT	ARA	RSM	EMI	INA	JPN	AUS	THA	MAL	VAL	
1 DUCATI	549			37	34	25	37	37	34	37	37	37	37	37	37	37	37	37	37	12				
2 KTM	265	284	284	29	21	26	19	12	15	18	14	11	13	16	23	17	5	24	2					
3 APRILIA	248	301	17	15	20	37	10	18	25	13	18	19	17	16	11	5	10	13	1					
4 YAMAHA	93	456	155	5	10	4	8	1	7	1	7	5	5	-	9	10	12	9	-					
5 HONDA	51	498	42	4	4	-	5	4	2	-	3	2	2	2	5	4	5	9	-					

Team	Points	Leader	Previous	QAT	POR	AME	SPA	FRA	CAT	ITA	NED	GER	GBR	AUT	ARA	RSM	EMI	INA	JPN	AUS	THA	MAL	VAL	
1 DUCATI LENOVO TEAM	657			46	30	33	36	35	30	57	59	51	53	59	15	51	44	37	21					
2 PRIMA PRAMAC RACING	497	160	160	28	32	20	18	46	26	32	37	28	35	41	39	20	41	43	11					
3 GRESINI RACING MOTOGP	419	238	78	31	9	10	37	35	34	31	17	41	26	19	43	40	29	7	10					
4 APRILIA RACING	290	367	129	22	22	51	7	30	31	19	18	7	22	23	6	-	18	13	1					
5 PERTAMINA ENDURO VR46 RACING TE	251	406	39	11	16	18	25	13	21	15	18	8	20	12	17	18	17	18	4					
6 RED BULL KTM FACTORY RACING	233	424	18	29	29	13	10	10	11	10	19	12	13	19	18	26	4	8	2					
7 RED BULL GASGAS TECH3	201	456	32	9	24	28	18	7	10	18	2	9	12	4	27	4	5	24	-					
8 TRACKHOUSE RACING	126	531	75	1	7	12	15	6	16	6	9	25	-	4	5	5	9	6	-					
9 MONSTER ENERGY YAMAHA MOTOGP	102	555	24	5	13	4	9	1	7	1	7	5	5	-	9	10	12	14	-					
10 LCR HONDA	56	601	46	4	3	-	2	6	2	-	3	2	3	2	8	7	1	13	-					
11 REPSOL HONDA TEAM	25	632	31	3	4	-	5	-	1	-	-	1	-	-	2	-	9	-	-					

These data/results cannot be reproduced, stored and/or transmitted in whole or in part by any manner of electronic, mechanical, photocopying, recording, broadcasting or otherwise now known or herein after developed without the previous express consent by the copyright owner, except for reproduction in daily press and regular printed publications on sale to the public within 60 days of the event related to those data/results and always provided that copyright symbol appears together as follows below.
© DORNA, 2024



4801 m.

MOTUL GRAND PRIX OF JAPAN
Tissot Sprint
Lap Chart

31

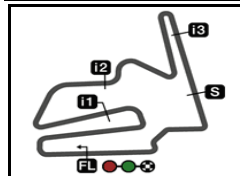
Pos	1	2	3	4	5	6	7	8	9	10	11	12	13	14	15	16	17	18	19	20	21	22	23
Grid	31	1	12	23	33	21	49	72	93	73	89	20	25	43	41	5	36	37	42	10	30	32	87



1	1	31	23	33	89	93	49	21	43	73	12	72	25	41	20	10	37	32	30	5	42	87	36
2	1	31	23	33	93	89	21	49	43	73	12	72	25	41	20	10	37	30	5	32	42	87	36
3	31	1	23	93	89	21	49	43	73	12	72	25	41	20	10	37	30	5	32	42	87	36	
4	31	1	23	93	89	21	49	43	73	12	72	25	41	20	10	37	30	5	32	42	87	36	
5	31	1	23	93	89	21	49	43	73	12	72	25	41	20	10	37	5	32	42	87	36		
6	31	1	23	93	89	21	49	43	73	72	12	41	25	20	10	37	5	32	42	87	36		
7	31	1	23	93	89	21	49	43	73	72	12	41	25	20	10	37	5	32	42	87	36		
8	31	1	23	93	89	21	49	43	73	72	12	25	41	20	10	37	5	42	32	87	36		
9	1	23	93	89	21	49	43	73	72	12	41	25	20	10	5	37	42	32	87	36			
10	1	23	93	89	21	49	43	72	73	12	25	20	10	5	37	42	32	87	36				
L	11	1	23	93	89	21	49	43	72	73	12	25	20	10	5	37	42	32	87	36			
a	12	1	23	93	89	21	49	73	43	12	72	25	20	10	5	37	42	32	87				
p																							
s																							

Winner Lapped rider

These data/results cannot be reproduced, stored and/or transmitted in whole or in part by any manner of electronic, mechanical, photocopying, recording, broadcasting or otherwise now known or herein after developed without the previous express consent by the copyright owner, except for reproduction in daily press and regular printed publications on sale to the public within 60 days of the event related to those data/results and always provided that copyright symbol appears together as follows below.
 © DORNA, 2024




4801 m.

MOTUL GRAND PRIX OF JAPAN

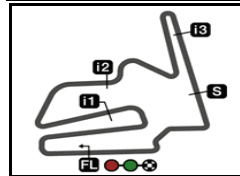
Tissot Sprint

Fastest Lap of Each Rider

32

	Rider	Nation	Team	Motorcycle	Time	Lap	Total	Gap
1	31 Pedro ACOSTA	SPA	Red Bull GASGAS Tech3	KTM	1'43.825	2	8	
2	1 Francesco BAGNAIA	ITA	Ducati Lenovo Team	DUCATI	1'43.931	2	12	0.106 0.106
3	23 Enea BASTIANINI	ITA	Ducati Lenovo Team	DUCATI	1'44.041	3	12	0.216 0.110
4	33 Brad BINDER	RSA	Red Bull KTM Factory Racing	KTM	1'44.063	2	2	0.238 0.022
5	93 Marc MARQUEZ	SPA	Gresini Racing MotoGP	DUCATI	1'44.101	3	12	0.276 0.038
6	89 Jorge MARTIN	SPA	Prima Pramac Racing	DUCATI	1'44.254	3	12	0.429 0.153
7	21 Franco MORBIDELLI	ITA	Prima Pramac Racing	DUCATI	1'44.449	3	12	0.624 0.195
8	49 Fabio DI GIANNANTONIO	ITA	Pertamina Enduro VR46 Racing Tea	DUCATI	1'44.455	5	12	0.630 0.006
9	72 Marco BEZZECCHI	ITA	Pertamina Enduro VR46 Racing Tea	DUCATI	1'44.566	3	12	0.741 0.111
10	25 Raul FERNANDEZ	SPA	Trackhouse Racing	APRILIA	1'44.647	3	12	0.822 0.081
11	41 Aleix ESPARGARO	SPA	Aprilia Racing	APRILIA	1'44.648	4	9	0.823 0.001
12	43 Jack MILLER	AUS	Red Bull KTM Factory Racing	KTM	1'44.746	4	12	0.921 0.098
13	12 Maverick VIÑALES	SPA	Aprilia Racing	APRILIA	1'44.756	4	12	0.931 0.010
14	73 Alex MARQUEZ	SPA	Gresini Racing MotoGP	DUCATI	1'44.810	4	12	0.985 0.054
15	5 Johann ZARCO	FRA	CASTROL Honda LCR	HONDA	1'45.012	7	12	1.187 0.202
16	20 Fabio QUARTARARO	FRA	Monster Energy Yamaha MotoGP T	YAMAHA	1'45.057	5	12	1.232 0.045
17	36 Joan MIR	SPA	Repsol Honda Team	HONDA	1'45.129	7	11	1.304 0.072
18	30 Takaaki NAKAGAMI	JPN	IDEMITSU Honda LCR	HONDA	1'45.181	3	4	1.356 0.052
19	10 Luca MARINI	ITA	Repsol Honda Team	HONDA	1'45.418	4	12	1.593 0.237
20	37 Augusto FERNANDEZ	SPA	Red Bull GASGAS Tech3	KTM	1'45.464	3	12	1.639 0.046
21	42 Alex RINS	SPA	Monster Energy Yamaha MotoGP T	YAMAHA	1'45.924	7	12	2.099 0.460
22	32 Lorenzo SAVADORI	ITA	Trackhouse Racing	APRILIA	1'46.014	5	12	2.189 0.090
23	87 Remy GARDNER	AUS	Yamaha Factory Racing Team	YAMAHA	1'46.277	4	12	2.452 0.263

These data/results cannot be reproduced, stored and/or transmitted in whole or in part by any manner of electronic, mechanical, photocopying, recording, broadcasting or otherwise now known or herein after developed without the previous express consent by the copyright owner, except for reproduction in daily press and regular printed publications on sale to the public within 60 days of the event related to those data/results and always provided that copyright symbol appears together as follows below.
© DORNA, 2024



MOTUL GRAND PRIX OF JAPAN

After the Tissot Sprint

Event Best Maximum Speed

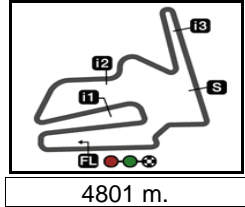
33



<i>Rider</i>	<i>Nation Team</i>	<i>Motorcycle</i>	<i>Km/h</i>	
31 Pedro ACOSTA	SPA Red Bull GASGAS Tech3	KTM	319.5	Free Practice Nr. 2
33 Brad BINDER	RSA Red Bull KTM Factory Racing	KTM	319.5	Qualifying Nr. 2
89 Jorge MARTIN	SPA Prima Pramac Racing	DUCATI	318.5	Free Practice Nr. 2
1 Francesco BAGNAIA	ITA Ducati Lenovo Team	DUCATI	318.5	Free Practice Nr. 2
12 Maverick VIÑALES	SPA Aprilia Racing	APRILIA	317.6	Tissot Sprint
72 Marco BEZZECCHI	ITA Pertamina Enduro VR46 Racing T	DUCATI	317.6	Tissot Sprint
21 Franco MORBIDELLI	ITA Prima Pramac Racing	DUCATI	317.6	Tissot Sprint
23 Enea BASTIANINI	ITA Ducati Lenovo Team	DUCATI	316.7	Qualifying Nr. 2
41 Aleix ESPARGARO	SPA Aprilia Racing	APRILIA	316.7	Tissot Sprint
93 Marc MARQUEZ	SPA Gresini Racing MotoGP	DUCATI	315.7	Qualifying Nr. 2
49 Fabio DI GIANNANTONIO	ITA Pertamina Enduro VR46 Racing T	DUCATI	315.7	Tissot Sprint
73 Alex MARQUEZ	SPA Gresini Racing MotoGP	DUCATI	315.7	Tissot Sprint
43 Jack MILLER	AUS Red Bull KTM Factory Racing	KTM	315.7	Tissot Sprint
25 Raul FERNANDEZ	SPA Trackhouse Racing	APRILIA	313.9	Tissot Sprint
87 Remy GARDNER	AUS Yamaha Factory Racing Team	YAMAHA	313.9	Free Practice Nr. 2
10 Luca MARINI	ITA Repsol Honda Team	HONDA	313.0	Tissot Sprint
32 Lorenzo SAVADORI	ITA Trackhouse Racing	APRILIA	313.0	Qualifying Nr. 1
36 Joan MIR	SPA Repsol Honda Team	HONDA	313.0	Qualifying Nr. 1
42 Alex RINS	SPA Monster Energy Yamaha MotoGP	YAMAHA	313.0	Tissot Sprint
5 Johann ZARCO	FRA CASTROL Honda LCR	HONDA	313.0	Tissot Sprint
20 Fabio QUARTARARO	FRA Monster Energy Yamaha MotoGP	YAMAHA	312.1	Qualifying Nr. 2
37 Augusto FERNANDEZ	SPA Red Bull GASGAS Tech3	KTM	312.1	Tissot Sprint
30 Takaaki NAKAGAMI	JPN IDEMITSU Honda LCR	HONDA	311.2	Tissot Sprint

These data/results cannot be reproduced, stored and/or transmitted in whole or in part by any manner of electronic, mechanical, photocopying, recording, broadcasting or otherwise now known or herein after developed without the previous express consent by the copyright owner, except for reproduction in daily press and regular printed publications on sale to the public within 60 days of the event related to those data/results and always provided that copyright symbol appears together as follows below.

© DORNA, 2024



MOTUL GRAND PRIX OF JAPAN
Tissot Sprint
Chronological Analysis of Performances

34

* Lap / Sector time cancelled T1 Time from finish line to 1st intermediate T3 Time from 2nd intermed. to 3rd intermed.
 P Crossing the finish line in pit lane T2 Time from 1st intermed. to 2nd intermed. T4 Time from 3rd intermediate to finish line
 **Tyre data subject to further updates

Lap	Lap Time	T1	T2	T3	T4	Speed	Lap	Lap Time	T1	T2	T3	T4	Speed						
1st	1	Francesco BAGNAIA DUCATI ITA						6	1'44.416	26.996	20.225	28.889	28.306	312.1					
		Ducati Lenovo Team						7	1'44.644	27.068	20.364	29.027	28.185	312.1					
		Runs=1 Total laps=12 Full laps=11 Valid laps=11						8	1'44.336	26.868	20.363	28.962	28.143	313.0					
		Run #	1	<i>Front Tyre</i> <i>Slick-Hard</i>		<i>Rear Tyre</i> <i>Slick-Soft</i>			9	1'44.562	26.930	20.399	29.011	28.222	313.9				
				New Tyre		New Tyre			10	1'44.676	27.116	20.356	28.920	28.284	313.9				
				1	1'50.090	32.474			20.266	29.121	28.229	313.0	11	1'45.606	27.126	20.369	29.248	28.863	311.2
				2	1'43.931	26.841			20.117	28.774	28.199	313.0	12	1'44.797	27.078	20.353	29.017	28.349	313.0
				3	1'44.506	26.921			20.314	29.006	28.265	312.1							
				4	1'44.135	26.886			20.091	28.893	28.265	311.2							
				5	1'44.192	26.892			20.170	28.894	28.236	314.8							
				6	1'44.195	26.910			20.099	28.980	28.206	313.9							
				7	1'44.447	26.966			20.149	29.091	28.241	315.7							
8	1'44.591			27.015	20.356	29.046	28.174		314.8										
9	1'45.130			27.306	20.323	29.103	28.398		312.1										
10	1'44.795			27.003	20.358	29.087	28.347		313.9										
11	1'45.129	27.092	20.242	29.212	28.583	314.8													
12	1'45.933	27.392	20.625	29.464	28.452	313.9													
4th	89	Jorge MARTIN DUCATI SPA						Prima Pramac Racing											
		Runs=1 Total laps=12 Full laps=11 Valid laps=10																	
		Run #	1	<i>Front Tyre</i> <i>Slick-Hard</i>		<i>Rear Tyre</i> <i>Slick-Soft</i>			1	1'51.223	33.217	20.389	29.185	28.432	313.0				
				New Tyre		New Tyre			2	1'44.882 *	26.922*	20.324	29.285	28.351	310.3				
				3	1'44.254	26.808			20.241	28.998	28.207	317.6							
				4	1'44.324	26.915			20.209	28.885	28.315	314.8							
				5	1'44.285	26.914			20.229	28.921	28.221	316.7							
				6	1'44.609	26.989			20.286	29.050	28.284	315.7							
				7	1'44.432	26.989			20.285	28.996	28.162	316.7							
				8	1'44.715	27.032			20.327	29.128	28.228	317.6							
				9	1'44.709	27.024			20.280	29.133	28.272	316.7							
				10	1'45.137	27.201			20.360	29.174	28.402	314.8							
11	1'45.407			27.202	20.550	29.294	28.361		316.7										
12	1'45.595			27.259	20.578	29.248	28.510		317.6										
2nd	23	Enea BASTIANINI DUCATI ITA						Ducati Lenovo Team											
		Runs=1 Total laps=12 Full laps=11 Valid laps=11																	
		Run #	1	<i>Front Tyre</i> <i>Slick-Hard</i>		<i>Rear Tyre</i> <i>Slick-Soft</i>			1	1'50.749	32.672	20.585	29.114	28.378	312.1				
				New Tyre		New Tyre			2	1'44.073	26.980	20.153	28.809	28.131	314.8				
				3	1'44.041	26.857			20.116	28.901	28.167	314.8							
				4	1'44.083	26.902			20.094	28.869	28.218	313.0							
				5	1'44.245	26.946			20.210	28.884	28.205	313.0							
				6	1'44.222	26.834			20.172	29.000	28.216	312.1							
				7	1'44.420	27.000			20.171	29.035	28.214	313.9							
				8	1'44.757	27.151			20.200	29.148	28.258	313.9							
				9	1'45.057	27.146			20.369	29.157	28.385	312.1							
				10	1'45.087	27.152			20.293	29.227	28.415	312.1							
11	1'45.741			27.145	20.408	29.515	28.673		313.0										
12	1'44.780			26.942	20.330	29.100	28.408		313.9										
5th	21	Franco MORBIDELLI DUCATI ITA						Prima Pramac Racing											
		Runs=1 Total laps=12 Full laps=11 Valid laps=11																	
		Run #	1	<i>Front Tyre</i> <i>Slick-Hard</i>		<i>Rear Tyre</i> <i>Slick-Soft</i>			1	1'52.100	33.457	20.887	29.305	28.451	317.6				
				New Tyre		New Tyre			2	1'44.464	27.018	20.233	28.799	28.414	313.0				
				3	1'44.449	26.897			20.353	28.859	28.340	315.7							
				4	1'44.583	27.024			20.216	28.958	28.385	315.7							
				5	1'44.527	27.032			20.154	28.896	28.445	315.7							
				6	1'44.590	26.925			20.318	28.967	28.380	314.8							
				7	1'44.978	26.945			20.290	29.039	28.704	313.9							
				8	1'44.957	27.104			20.163	29.208	28.482	313.9							
				9	1'45.127	27.124			20.288	29.155	28.560	313.9							
				10	1'45.038	27.056			20.361	29.157	28.464	313.9							
11	1'45.152			27.103	20.299	29.200	28.550		313.9										
12	1'45.435			27.199	20.353	29.319	28.564		313.9										
3rd	93	Marc MARQUEZ DUCATI SPA						Gresini Racing MotoGP											
		Runs=1 Total laps=12 Full laps=11 Valid laps=11																	
		Run #	1	<i>Front Tyre</i> <i>Slick-Hard</i>		<i>Rear Tyre</i> <i>Slick-Soft</i>			1	1'51.364	33.743	20.443	28.945	28.233	313.0				
				New Tyre		New Tyre			2	1'44.385	27.005	20.301	28.945	28.134	313.9				
				3	1'44.101	26.853			20.233	28.840	28.175	313.9							
				4	1'44.205	26.924			20.290	28.878	28.113	313.0							
				5	1'44.331	26.911			20.265	28.945	28.210	313.0							

Fastest Lap: Pedro ACOSTA Red Bull GASGAS Te SPA **1'43.825** 26.773 20.195 28.747 28.110

These data/results cannot be reproduced, stored and/or transmitted in whole or in part by any manner of electronic, mechanical, photocopying, recording, broadcasting or otherwise now known or herein after developed without the previous express consent by the copyright owner, except for reproduction in daily press and regular printed publications on sale to the public within 60 days of the event related to those data/results and always provided that copyright symbol appears together as follows below.
 © DORNA, 2024



Lap	Lap Time	T1	T2	T3	T4	Speed	Lap	Lap Time	T1	T2	T3	T4	Speed
6th	49	Fabio DI GIANNANTONI DUCATI ITA											
		Pertamina Enduro VR46 Racing Team											
		Runs=1 Total laps=12 Full laps=11 Valid laps=11											
Run #	1	Front Tyre	Slick-Hard	Rear Tyre	Slick-Soft								
		New Tyre		New Tyre									
1	1'51.774	33.867	20.496	29.006	28.405	309.4	1	1'52.981	33.976	20.922	29.468	28.615	314.8
2	1'44.886	26.956	20.319	28.932	28.679	308.5	2	1'44.838	27.179	20.334	29.014	28.311	317.6
3	1'44.549	27.047	20.374	28.789	28.339	313.0	3	1'44.855	27.120	20.254	29.162	28.319	313.9
4	1'44.650	27.027	20.109	29.122	28.392	313.9	4	1'44.756	27.096	20.244	29.139	28.277	314.8
5	1'44.455	26.980	20.132	28.961	28.382	313.9	5	1'44.978	27.198*	20.340	28.993	28.447	313.0
6	1'44.643	26.963	20.261	29.053	28.366	314.8	6	1'45.840	27.168	20.390	29.428	28.854	312.1
7	1'44.799	26.978	20.224	29.035	28.562	313.9	7	1'45.500	27.366	20.400	29.225	28.509	313.9
8	1'45.125	27.224	20.217	29.172	28.512	312.1	8	1'45.471	27.391	20.392	29.221	28.467	313.9
9	1'45.250	27.182	20.396	29.134	28.538	312.1	9	1'45.946	27.421	20.544	29.405	28.576	312.1
10	1'45.011	27.126	20.391	29.105	28.389	313.9	10	1'45.930	27.379	20.469	29.603	28.479	313.9
11	1'45.103	27.113	20.396	29.135	28.459	315.7	11	1'45.687	27.312	20.450	29.359	28.566	311.2
12	1'45.275	27.140	20.332	29.283	28.520	313.9	12	1'46.239	27.444	20.462	29.804	28.529	314.8
7th	73	Alex MARQUEZ DUCATI SPA											
		Gresini Racing MotoGP											
		Runs=1 Total laps=12 Full laps=11 Valid laps=11											
Run #	1	Front Tyre	Slick-Hard	Rear Tyre	Slick-Soft								
		New Tyre		New Tyre									
1	1'52.578	34.298	20.601	29.212	28.467	312.1	1	1'53.387	34.184	20.877	29.446	28.880	316.7
2	1'45.003	27.126	20.452	29.069	28.356	313.0	2	1'45.001	26.969	20.378	29.284	28.370	315.7
3	1'44.863	27.087	20.406	29.030	28.340	312.1	3	1'44.566	27.047	20.244	29.023	28.252	317.6
4	1'44.810	27.081	20.277	29.049	28.403	315.7	4	1'44.816	27.058	20.299	29.116	28.343	317.6
5	1'44.905	27.054	20.327	29.096	28.428	313.0	5	1'44.982	26.991	20.389	29.140	28.462	315.7
6	1'45.454	27.153	20.446	29.332	28.523	313.0	6	1'45.343	27.025	20.373	29.388	28.557	315.7
7	1'45.700	27.229	20.571	29.189	28.711	311.2	7	1'45.430	27.117	20.405	29.246	28.662	313.9
8	1'45.494	27.275	20.427	29.285	28.507	312.1	8	1'45.542	27.257	20.436	29.304	28.545	314.8
9	1'45.906	27.388	20.505	29.452	28.561	311.2	9	1'45.902	27.310	20.680	29.297	28.615	313.9
10	1'46.060	27.340	20.468	29.639	28.613	312.1	10	1'45.676	27.311	20.422	29.290	28.653	313.0
11	1'45.825	27.258	20.527	29.431	28.609	312.1	11	1'45.832	27.209	20.546	29.447	28.630	313.0
12	1'45.920	27.442	20.491	29.493	28.494	309.4	12	1'46.896	27.300	20.428	30.527	28.641	315.7
8th	43	Jack MILLER KTM AUS											
		Red Bull KTM Factory Racing											
		Runs=1 Total laps=12 Full laps=11 Valid laps=11											
Run #	1	Front Tyre	Slick-Soft	Rear Tyre	Slick-Soft								
		New Tyre		New Tyre									
1	1'52.387	34.049	20.762	29.117	28.459	315.7	1	1'53.599	34.363	20.909	29.574	28.753	313.0
2	1'45.052	27.133	20.515	29.014	28.390	313.9	2	1'45.252	27.191	20.436	29.154	28.471	312.1
3	1'44.761	27.045	20.274	29.091	28.351	313.9	3	1'44.647	26.974	20.360	29.047	28.266	313.9
4	1'44.746	27.065	20.295	29.123	28.263	314.8	4	1'44.983	27.119	20.311	29.170	28.383	313.0
5	1'44.933	27.016	20.354	29.131	28.432	313.0	5	1'45.520	27.044	20.294	29.213	28.969	313.0
6	1'45.619	27.238	20.564	29.257	28.560	312.1	6	1'45.769	27.444	20.489	29.253	28.583	313.0
7	1'45.691	27.194	20.585	29.200	28.712	310.3	7	1'45.531	27.191	20.399	29.217	28.724	311.2
8	1'45.526	27.224	20.519	29.210	28.573	310.3	8	1'45.601	27.364	20.214	29.386	28.637	309.4
9	1'45.850	27.278	20.576	29.360	28.636	310.3	9	1'46.451	27.860	20.538	29.475	28.578	312.1
10	1'45.771	27.289	20.534	29.309	28.639	310.3	10	1'45.782	27.427	20.396	29.273	28.686	311.2
11	1'45.963	27.302	20.651	29.426	28.584	310.3	11	1'45.929	27.478	20.445	29.336	28.670	310.3
12	1'46.650	27.345	20.610	30.046	28.649	312.1	12	1'46.569	27.510	20.562	29.465	29.032	296.7
9th	12	Maverick VIÑALES APRILIA SPA											
		Aprilia Racing											
		Runs=1 Total laps=12 Full laps=11 Valid laps=10											
Run #	1	Front Tyre	Slick-Hard	Rear Tyre	Slick-Soft								
		New Tyre		New Tyre									
1	1'54.192	34.581	20.951	29.726	28.934	306.8	1	1'54.192	34.581	20.951	29.726	28.934	306.8

Fastest Lap: Pedro ACOSTA	Red Bull GASGAS Te SPA	1'43.825	26.773	20.195	28.747	28.110
----------------------------------	------------------------	----------	--------	--------	--------	--------

These data/results cannot be reproduced, stored and/or transmitted in whole or in part by any manner of electronic, mechanical, photocopying, recording, broadcasting or otherwise now known or herein after developed without the previous express consent by the copyright owner, except for reproduction in daily press and regular printed publications on sale to the public within 60 days of the event related to those data/results and always provided that copyright symbol appears together as follows below.
© DORNA, 2024



Tissot Sprint

MotoGP

Lap	Lap Time	T1	T2	T3	T4	Speed	Lap	Lap Time	T1	T2	T3	T4	Speed
2	1'45.608	27.284	20.456	29.215	28.653	308.5	5	1'45.475	27.142	20.453	29.220	28.660	312.1
3	1'45.443	27.229	20.413	29.123	28.678	307.6	6	1'45.928	27.289	20.644	29.345	28.650	310.3
4	1'45.230	27.131	20.374	29.042	28.683	307.6	7	1'46.181	27.434	20.753	29.324	28.670	311.2
5	1'45.057	27.058	20.356	29.065	28.578	305.9	8	1'46.271	27.508	20.568	29.457	28.738	310.3
6	1'45.678	27.113	20.449	29.560	28.556	307.6	9	1'46.438	27.651	20.644	29.425	28.718	309.4
7	1'45.307	27.114	20.399	29.189	28.605	306.8	10	1'46.464	27.620	20.712	29.357	28.775	311.2
8	1'45.370	27.160	20.346	29.306	28.558	310.3	11	1'46.479	27.553	20.644	29.523	28.759	310.3
9	1'45.757	27.184	20.480	29.399	28.694	310.3	12	1'46.747	27.573	20.736	29.556	28.882	307.6
10	1'45.857	27.403	20.527	29.237	28.690	307.6							
11	1'45.824	27.329	20.532	29.299	28.664	309.4							
12	1'46.396	27.515	20.594	29.408	28.879	307.6							

16th 42 Alex RINS YAMAHA SPA
 Monster Energy Yamaha MotoGP Team
 Runs=1 Total laps=12 Full laps=11 Valid laps=11

13th 10 Luca MARINI HONDA ITA
 Repsol Honda Team
 Runs=1 Total laps=12 Full laps=11 Valid laps=11

Run #	1	Front Tyre	Slick-Hard	Rear Tyre	Slick-Soft	Speed
			New Tyre			
1	1'54.697	35.092	21.142	29.579	28.884	305.9
2	1'45.661	27.290	20.425	29.189	28.757	313.0
3	1'45.500	27.223	20.414	29.258	28.605	311.2
4	1'45.418	27.254	20.325	29.288	28.551	310.3
5	1'45.435	27.161	20.341	29.206	28.727	311.2
6	1'45.447	27.214	20.424	29.241	28.568	311.2
7	1'45.445	27.133	20.388	29.272	28.652	310.3
8	1'45.599	27.280	20.310	29.287	28.722	311.2
9	1'45.810	27.306	20.403	29.392	28.709	310.3
10	1'45.809	27.378	20.447	29.282	28.702	312.1
11	1'45.819	27.309	20.374	29.459	28.677	310.3
12	1'46.320	27.312	20.524	29.584	28.900	311.2

Run #	1	Front Tyre	Slick-Soft	Rear Tyre	Slick-Soft	Speed
			New Tyre			
1	1'56.159	35.379	21.321	30.021	29.438	301.6
2	1'46.185	27.338	20.846	29.320	28.681	313.0
3	1'46.189	27.228	20.729	29.490	28.742	310.3
4	1'46.153	27.388	20.509	29.453	28.803	311.2
5	1'46.029	27.260	20.650	29.379	28.740	309.4
6	1'46.747	27.797	20.700	29.493	28.757	308.5
7	1'45.924	27.288	20.499	29.513	28.624	310.3
8	1'46.064	27.408	20.536	29.351	28.769	307.6
9	1'46.303	27.359	20.696	29.502	28.746	306.8
10	1'46.535	27.576	20.649	29.501	28.809	307.6
11	1'46.531	27.510	20.763	29.545	28.713	307.6
12	1'46.670	27.478	20.788	29.542	28.862	307.6

17th 32 Lorenzo SAVADORI APRILIA ITA
 Trackhouse Racing
 Runs=1 Total laps=12 Full laps=11 Valid laps=11

14th 5 Johann ZARCO HONDA FRA
 CASTROL Honda LCR
 Runs=1 Total laps=12 Full laps=11 Valid laps=10

Run #	1	Front Tyre	Slick-Hard	Rear Tyre	Slick-Soft	Speed
			New Tyre			
1	1'55.954	34.832	21.039	29.661	30.422	308.5
2	1'45.537	27.194	20.471	29.394	28.478	313.0
3	1'45.231	27.119	20.365	29.069	28.678	309.4
4	1'45.276	27.122	20.331	29.198	28.625	309.4
5	1'45.538	27.245	20.323	29.379	28.591	311.2
6	1'47.508	29.489	20.347	29.177	28.495	310.3
7	1'45.012	27.135	20.311	29.074	28.492	312.1
8	1'45.573 *	27.163	20.401	29.255	28.754*	312.1
9	1'45.348	27.214	20.453	29.175	28.506	310.3
10	1'45.646	27.311	20.397	29.227	28.711	311.2
11	1'45.203	27.225	20.317	29.195	28.466	313.0
12	1'45.418	27.186	20.406	29.313	28.513	313.0

Run #	1	Front Tyre	Slick-Hard	Rear Tyre	Slick-Soft	Speed
			New Tyre			
1	1'55.189	35.196	21.260	29.913	28.820	302.5
2	1'46.694	27.382	20.636	29.661	29.015	309.4
3	1'46.418	27.373	20.739	29.504	28.802	310.3
4	1'46.185	27.354	20.554	29.505	28.772	310.3
5	1'46.014	27.237	20.582	29.508	28.687	310.3
6	1'46.063	27.448	20.441	29.397	28.777	309.4
7	1'46.229	27.420	20.494	29.686	28.629	309.4
8	1'47.338	28.248	20.491	29.732	28.867	311.2
9	1'46.484	27.500	20.602	29.680	28.702	311.2
10	1'46.587	27.559	20.564	29.715	28.749	312.1
11	1'46.641	27.487	20.745	29.638	28.771	311.2
12	1'46.714	27.501	20.739	29.696	28.778	310.3

18th 87 Remy GARDNER YAMAHA AUS
 Yamaha Factory Racing Team
 Runs=1 Total laps=12 Full laps=11 Valid laps=11

15th 37 Augusto FERNANDEZ KTM SPA
 Red Bull GASGAS Tech3
 Runs=1 Total laps=12 Full laps=11 Valid laps=11

Run #	1	Front Tyre	Slick-Medium	Rear Tyre	Slick-Soft	Speed
			New Tyre			
1	1'54.825	34.950	21.423	29.638	28.814	300.0
2	1'45.842	27.500	20.471	29.217	28.654	308.5
3	1'45.464	27.196	20.479	29.104	28.685	310.3
4	1'45.482	27.228	20.517	29.170	28.567	312.1

Run #	1	Front Tyre	Slick-Hard	Rear Tyre	Slick-Soft	Speed
			New Tyre			
1	1'56.430	35.594	21.504	30.015	29.317	294.2
2	1'47.396	27.791	20.904	29.704	28.997	305.9
3	1'46.638	27.544	20.698	29.613	28.783	310.3
4	1'46.277	27.456	20.635	29.502	28.684	310.3
5	1'46.665	27.514	20.633	29.674	28.844	308.5
6	1'46.618	27.479	20.767	29.635	28.737	310.3
7	1'47.022	27.556	20.781	29.689	28.996	308.5

Fastest Lap: Pedro ACOSTA Red Bull GASGAS Te SPA **1'43.825** 26.773 20.195 28.747 28.110

These data/results cannot be reproduced, stored and/or transmitted in whole or in part by any manner of electronic, mechanical, photocopying, recording, broadcasting or otherwise now known or herein after developed without the previous express consent by the copyright owner, except for reproduction in daily press and regular printed publications on sale to the public within 60 days of the event related to those data/results and always provided that copyright symbol appears together as follows below.
 © DORNA, 2024



Tissot Sprint

MotoGP

Lap	Lap Time	T1	T2	T3	T4	Speed	Lap	Lap Time	T1	T2	T3	T4	Speed
8	1'47.151	27.687	20.808	29.769	28.887	308.5	Run # 1	Front Tyre	Slick-Hard	Rear Tyre	Slick-Soft		
9	1'47.551	27.714	21.017	29.744	29.076	308.5		New Tyre		New Tyre			
10	1'47.453	27.850	20.970	29.799	28.834	307.6	1	1'55.686	35.447	21.370	29.804	29.065	300.8
11	1'47.092	27.683	20.777	29.719	28.913	308.5	2	1'45.620 *	27.200*	20.462	29.307	28.651	309.4
12	1'47.401	27.703	20.774	29.816	29.108	306.8	3	1'45.181	27.068	20.369	29.132	28.612	311.2
							4	1'45.358	27.111	20.415	29.182	28.650	309.4
								PIT	2'56.393	37.461	47.108	38.613	131.8

19th 36 **Joan MIR** HONDA SPA
Repsol Honda Team
Runs=1 Total laps=11 Full laps=10 Valid laps=10

Run #	1	Front Tyre	Slick-Hard	Rear Tyre	Slick-Soft	Speed
		New Tyre		New Tyre		
1	2'26.656	34.748	21.003	29.713	1'01.192	308.5
2	1'50.402	30.333	21.229	29.668	29.172	306.8
3	1'46.135	27.556	20.461	29.447	28.671	306.8
4	1'45.284	27.181	20.408	29.201	28.494	308.5
5	1'45.399	27.181	20.406	29.190	28.622	306.8
6	1'45.177	27.067	20.387	29.192	28.531	306.8
7	1'45.129	27.126	20.343	29.242	28.418	308.5
8	1'45.185	27.121	20.292	29.223	28.549	307.6
9	1'45.516	27.186	20.496	29.230	28.604	307.6
10	1'45.733	27.242	20.601	29.269	28.621	308.5
11	1'45.593	27.242	20.353	29.375	28.623	306.8
	PIT	27.248	20.419	29.324	32.676	201.8

23rd 33 **Brad BINDER** KTM RSA
Red Bull KTM Factory Racing
Runs=1 Total laps=2 Full laps=1 Valid laps=1

Run #	1	Front Tyre	Slick-Hard	Rear Tyre	Slick-Soft	Speed
		New Tyre		New Tyre		
1	1'50.925	33.056	20.384	29.088	28.397	312.1
2	1'44.063	26.936	20.210	28.809	28.108	315.7
	PIT	26.975	20.178	35.728	36.383	168.2

20th 41 **Aleix ESPARGARO** APRILIA SPA
Aprilia Racing
Runs=1 Total laps=9 Full laps=8 Valid laps=7

Run #	1	Front Tyre	Slick-Hard	Rear Tyre	Slick-Soft	Speed
		New Tyre		New Tyre		
1	1'53.955	34.763	20.869	29.582	28.741	314.8
2	1'45.513 *	27.220	20.229	29.209*	28.855	314.8
3	1'44.689	26.978	20.318	28.946	28.447	315.7
4	1'44.648	27.025	20.189	28.985	28.449	316.7
5	1'45.266	27.086	20.258	29.136	28.786	315.7
6	1'45.275	27.274	20.294	29.072	28.635	313.9
7	1'45.223	27.055	20.380	29.143	28.645	313.9
8	1'46.474	28.200	20.528	29.266	28.480	313.9
9	1'45.807	27.436	20.484	29.336	28.551	313.9

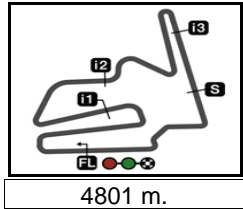
21st 31 **Pedro ACOSTA** KTM SPA
Red Bull GASGAS Tech3
Runs=1 Total laps=8 Full laps=7 Valid laps=7

Run #	1	Front Tyre	Slick-Hard	Rear Tyre	Slick-Soft	Speed
		New Tyre		New Tyre		
1	1'50.315	32.769	20.316	28.967	28.263	314.8
2	1'43.825	26.773	20.195	28.747	28.110	314.8
3	1'44.123	26.885	20.129	28.993	28.116	313.0
4	1'44.019	26.745	20.115	29.069	28.090	312.1
5	1'44.183	26.807	20.164	28.990	28.222	311.2
6	1'44.275	26.813	20.173	29.017	28.272	312.1
7	1'44.350	26.920	20.207	29.056	28.167	312.1
8	1'44.375	26.949	20.106	29.060	28.260	313.0
	unfinished	26.938	20.172			

22nd 30 **Takaaki NAKAGAMI** HONDA JPN
IDEMITSU Honda LCR
Runs=1 Total laps=4 Full laps=3 Valid laps=2

Fastest Lap: Pedro ACOSTA Red Bull GASGAS Te SPA 1'43.825 26.773 20.195 28.747 28.110

These data/results cannot be reproduced, stored and/or transmitted in whole or in part by any manner of electronic, mechanical, photocopying, recording, broadcasting or otherwise now known or herein after developed without the previous express consent by the copyright owner, except for reproduction in daily press and regular printed publications on sale to the public within 60 days of the event related to those data/results and always provided that copyright symbol appears together as follows below.
© DORNA, 2024



MOTUL GRAND PRIX OF JAPAN
Tissot Sprint
Analysis by Lap

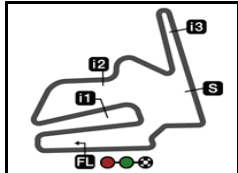
35

Num		Lap Time		Gap	
Lap 1					
73	1'44.863	4.181	36	1'45.399	47.411
12	1'44.855	4.411	25	1'45.601	11.437
72	1'44.566	4.691	41	1'46.474	11.578
25	1'44.647	5.235	20	1'45.370	12.420
41	1'44.689	5.894	10	1'45.599	13.737
20	1'45.443	6.980	37	1'46.271	16.003
10	1'45.500	7.595	5	1'45.573	16.164
37	1'45.464	7.868	42	1'46.064	19.985
30	1'45.181	8.224	32	1'47.338	20.665
5	1'45.231	8.459	87	1'47.151	24.732
32	1'46.418	10.038	36	1'45.185	49.902
42	1'46.189	10.270	Lap 9		
87	1'46.638	12.201	1	1'45.130	
36	1'46.135	44.930	23	1'45.057	0.430
Lap 4					
31	1'44.019		93	1'44.562	1.127
1	1'44.135	0.380	89	1'44.709	2.216
23	1'44.083	0.664	21	1'45.127	4.558
93	1'44.205	1.773	49	1'45.250	4.914
89	1'44.324	2.401	43	1'45.850	9.348
21	1'44.583	3.314	73	1'45.906	9.496
49	1'44.650	3.577	72	1'45.902	9.752
43	1'44.746	4.664	12	1'45.946	9.948
73	1'44.810	4.972	41	1'45.807	11.633
12	1'44.756	5.148	25	1'46.451	12.136
72	1'44.816	5.488	20	1'45.757	12.425
25	1'44.983	6.199	10	1'45.810	13.795
41	1'44.648	6.523	5	1'45.348	15.760
20	1'45.230	8.191	37	1'46.438	16.689
10	1'45.418	8.994	42	1'46.303	20.536
37	1'45.482	9.331	32	1'46.484	21.397
30	1'45.358	9.563	87	1'47.551	26.531
5	1'45.276	9.716	36	1'45.516	49.666
32	1'46.185	12.204	Lap 10		
42	1'46.153	12.404	1	1'44.795	
87	1'46.277	14.459	23	1'45.087	0.722
36	1'45.284	46.195	93	1'44.676	1.008
Lap 5					
31	1'44.183		89	1'45.137	2.558
1	1'44.192	0.389	21	1'45.038	4.801
23	1'44.245	0.726	49	1'45.011	5.130
93	1'44.331	1.921	43	1'45.771	10.324
89	1'44.285	2.503	72	1'45.676	10.633
21	1'44.527	3.658	73	1'46.060	10.761
49	1'44.455	3.849	12	1'45.930	11.083
43	1'44.933	5.414	25	1'45.782	13.123
73	1'44.905	5.694	20	1'45.857	13.487
12	1'44.978	5.943	10	1'45.809	14.809
72	1'44.982	6.287	5	1'45.646	16.611
25	1'45.520	7.536	37	1'46.464	18.358
41	1'45.266	7.606	42	1'46.535	22.276
20	1'45.057	9.065	32	1'46.587	23.189
10	1'45.435	10.246	87	1'47.453	29.189
37	1'45.475	10.623	36	1'45.733	50.604
5	1'45.538	11.071	Lap 11		
32	1'46.014	14.035	1	1'45.129	
42	1'46.029	14.250	23	1'45.741	1.334
87	1'46.665	16.941	93	1'45.606	1.485
Lap 6					
31	1'44.275		89	1'45.407	2.836
1	1'44.195	0.309	21	1'45.152	4.824
23	1'44.222	0.673	Lap 12		
93	1'44.416	2.062	1	1'45.933	
89	1'44.609	2.837	23	1'44.780	0.181
21	1'44.590	3.973	93	1'44.797	0.349
49	1'44.643	4.217	89	1'45.595	2.498
43	1'45.619	6.758	21	1'45.435	4.326
73	1'45.454	6.873	49	1'45.275	4.446
72	1'45.343	7.355	73	1'45.920	11.444
12	1'45.840	7.508	43	1'46.650	11.875
41	1'45.275	8.606	25	1'46.239	11.947
25	1'45.769	9.030	72	1'46.896	12.299
20	1'45.678	10.468	25	1'46.569	14.559
10	1'45.447	11.418	20	1'46.396	14.645
37	1'45.928	12.276	10	1'46.320	15.886
5	1'47.508	14.304	5	1'45.418	16.170
32	1'46.063	15.823	37	1'46.747	20.522
42	1'46.747	16.722	42	1'46.670	24.415
87	1'46.618	19.284	32	1'46.714	25.482
36	1'45.177	48.313	87	1'47.401	32.620
Lap 7					
31	1'44.350				
1	1'44.447	0.406			
23	1'44.420	0.743			
93	1'44.644	2.356			
89	1'44.432	2.919			
21	1'44.978	4.601			
49	1'44.799	4.666			
43	1'45.691	8.099			
73	1'45.700	8.223			
72	1'45.430	8.435			
12	1'45.500	8.658			
41	1'45.223	9.479			
25	1'45.531	10.211			
20	1'45.307	11.425			
10	1'45.445	12.513			
37	1'46.181	14.107			
5	1'45.012	14.966			
32	1'46.229	17.702			
42	1'45.924	18.296			
87	1'47.022	21.956			
36	1'45.129	49.092			
Lap 8					
31	1'44.375				
1	1'44.591	0.622			
23	1'44.757	1.125			
93	1'44.336	2.317			
89	1'44.715	3.259			
21	1'44.957	5.183			
49	1'45.125	5.416			
43	1'45.526	9.250			
73	1'45.494	9.342			
72	1'45.542	9.602			
12	1'45.471	9.754			

Lapped rider

These data/results cannot be reproduced, stored and/or transmitted in whole or in part by any manner of electronic, mechanical, photocopying, recording, broadcasting or otherwise now known or herein after developed without the previous express consent by the copyright owner, except for reproduction in daily press and regular printed publications on sale to the public within 60 days of the event related to those data/results and always provided that copyright symbol appears together as follows below.
 © DORNA, 2024





4801 m.

MOTUL GRAND PRIX OF JAPAN

After the Tissot Sprint

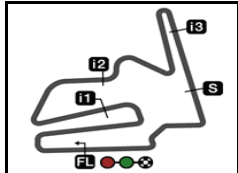
2024 Rookie of the Year Classification

MotoGP™

36

Rider	Points	Leader	Prev	QAT	POR	AME	SPA	FRA	CAT	ITA	NED	GER	GBR	AUT	ARA	RSM	EMI	INA	JPN	AUS	THA	MAL	VAL	
1 ACOSTA Pedro [SPA]	181			9 2 7	19 3 16	26 6 20	15 9 6	4 4 -	10 7 3	18 7 11	- - -	9 - 9	12 5 7	3 - 3	23 7 16	4 4 -	5 5 -	24 4 20	-					

These data/results cannot be reproduced, stored and/or transmitted in whole or in part by any manner of electronic, mechanical, photocopying, recording, broadcasting or otherwise now known or herein after developed without the previous express consent by the copyright owner, except for reproduction in daily press and regular printed publications on sale to the public within 60 days of the event related to those data/results and always provided that copyright symbol appears together as follows below.
© DORNA, 2024



4801 m.

MOTUL GRAND PRIX OF JAPAN

After the Tissot Sprint

2024 Independent Team Classification

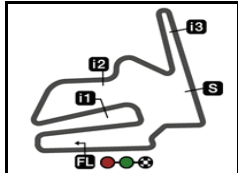
MotoGP™

36

Rider	Points	Leader	Prev	QAT	POR	AME	SPA	FRA	CAT	ITA	NED	GER	GBR	AUT	ARA	RSM	EMI	INA	JPN	AUS	THA	MAL	VAL	
1 MARTIN Jorge [SPA]	372			28 12 16	32 7 25	20 7 13	12 12 -	37 12 25	26 6 20	16 - 16	29 9 20	12 12 -	29 9 20	29 9 20	29 9 20	13 12 1	29 9 20	25 - 25	6 6					
2 MARQUEZ Marc [SPA]	295	77	77	18 5 13	9 9 -	9 9 -	24 4 20	29 9 20	25 9 16	22 9 13	6 - 6	24 4 20	13 - 13	13 - 13	37 12 25	30 5 25	22 6 16	7 7 -	7 7					
3 ACOSTA Pedro [SPA]	181	191	114	9 2 7	19 3 16	26 6 20	15 9 6	4 4 -	10 7 3	18 7 11	- - -	9 - 9	12 5 7	3 - 3	23 7 16	4 4 -	5 5 -	24 4 20	-					
4 DI GIANNANTONIO Fabio [ITA]	126	246	55	9 - 9	6 - 6	10 - 10	9 - 9	13 3 10	15 4 11	12 3 9	18 5 13	- - -	12 1 11	- - -	8 - 8	7 - 7	2 - 2	1 1 -	4 4					
5 BEZZECCHI Marco [ITA]	125	247	1	2 - 2	10 - 10	8 - 8	16 - 16	- - -	6 1 5	3 - 3	- - -	8 - 8	8 - 8	12 2 10	9 - 9	11 - 11	15 2 13	17 6 11	-					
6 MORBIDELLI Franco [ITA]	125	247	0	- - -	- - -	- - -	6 6 -	9 - 9	- - -	16 6 10	8 1 7	16 5 11	6 - 6	12 4 8	10 - 10	7 7 -	12 1 11	18 5 13	5 5					
7 MARQUEZ Alex [SPA]	124	248	1	13 3 10	- - -	1 - 1	13 - 13	6 - 6	9 - 9	9 2 7	11 2 9	17 1 16	13 4 9	6 - 6	6 6 -	10 - 10	7 - 7	- - -	3 3					
8 OLIVEIRA Miguel [POR]	71	301	53	1 - 1	7 - 7	5 - 5	10 2 8	- - -	6 - 6	2 - 2	1 - 1	19 9 10	- - -	4 - 4	5 5 -	5 - 5	6 - 6	- - -	- - -					
9 FERNANDEZ Raul [SPA]	55	317	16	- - -	- - -	7 1 6	5 - 5	6 1 5	10 - 10	4 - 4	8 - 8	6 - 6	- - -	- - -	- - -	- - -	3 - 3	6 - 6	-					
10 ZARCO Johann [FRA]	31	341	24	4 - 4	1 - 1	- - -	- - -	4 - 4	- - -	- - -	3 - 3	- - -	2 - 2	- - -	3 - 3	4 - 4	1 - 1	9 2 7	-					
11 NAKAGAMI Takaaki [JPN]	25	347	6	- - -	2 - 2	- - -	2 - 2	2 - 2	2 - 2	- - -	- - -	2 - 2	1 - 1	2 - 2	5 - 5	3 - 3	- - -	4 - 4	-					
12 FERNANDEZ Augusto [SPA]	20	352	5	- - -	5 - 5	2 - 2	3 3 -	3 - 3	- - -	- - -	2 - 2	- - -	- - -	1 - 1	4 - 4	- - -	- - -	- - -	- - -					

These data/results cannot be reproduced, stored and/or transmitted in whole or in part by any manner of electronic, mechanical, photocopying, recording, broadcasting or otherwise now known or herein after developed without the previous express consent by the copyright owner, except for reproduction in daily press and regular printed publications on sale to the public within 60 days of the event related to those data/results and always provided that copyright symbol appears together as follows below.
© DORNA, 2024





4801 m.

MOTUL GRAND PRIX OF JAPAN

After the Tissot Sprint

2024 Independent Team Classification

MotoGP™

36

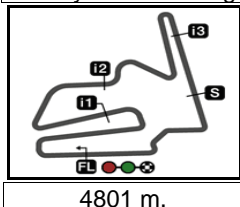
Team	Points	Leader	Previous	QAT	POR	AME	SPA	FRA	CAT	ITA	NED	GER	GBR	AUT	ARA	RSM	EMI	INA	JPN	AUS	THA	MAL	VAL
1 PRIMA PRAMAC RACING	497			28	32	20	18	46	26	32	37	28	35	41	39	20	41	43	11				
2 GRESINI RACING MOTOGP	419	78	78	31	9	10	37	35	34	31	17	41	26	19	43	40	29	7	10				
3 PERTAMINA ENDURO VR46 RACING TE	251	246	168	11	16	18	25	13	21	15	18	8	20	12	17	18	17	18	4				
4 RED BULL GASGAS TECH3	201	296	50	9	24	28	18	7	10	18	2	9	12	4	27	4	5	24	-				
5 TRACKHOUSE RACING	126	371	75	1	7	12	15	6	16	6	9	25	-	4	5	5	9	6	-				
6 LCR HONDA	56	441	70	4	3	-	2	6	2	-	3	2	3	2	8	7	1	13	-				

These data/results cannot be reproduced, stored and/or transmitted in whole or in part by any manner of electronic, mechanical, photocopying, recording, broadcasting or otherwise now known or herein after developed without the previous express consent by the copyright owner, except for reproduction in daily press and regular printed publications on sale to the public within 60 days of the event related to those data/results and always provided that copyright symbol appears together as follows below.
© DORNA, 2024

Official MotoGP Timing by 
www.motogp.com



Motegi, Saturday, October 05, 2024



MOTUL GRAND PRIX OF JAPAN
Tissot Sprint - Starting Grid

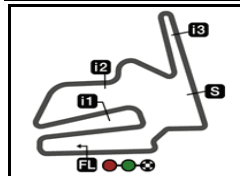
Race : 12 laps = 57.612 km



1	1 1'43.018 31 Pedro ACOSTA KTM	2	2 1'43.264 1 Francesco BAGNAIA Ducati	3	3 1'43.441 12 Maverick VIÑALES Aprilia
2	4 1'43.539 23 Enea BASTIANINI Ducati	3	5 1'43.661 33 Brad BINDER KTM	4	6 1'43.828 21 Franco MORBIDELLI Ducati
3	7 1'43.998 49 Fabio DI GIANNANTONIO Ducati	4	8 1'44.073 72 Marco BEZZECCHI Ducati	5	9 1'44.136 93 Marc MARQUEZ Ducati
4	10 1'44.263 73 Alex MARQUEZ Ducati	5	11 1'44.303 89 Jorge MARTIN Ducati	6	12 1'44.497 20 Fabio QUARTARARO Yamaha
5	13 1'44.122 25 Raul FERNANDEZ Aprilia	6	14 1'44.193 43 Jack MILLER KTM	7	15 1'44.202 41 Aleix ESPARGARO Aprilia
6	16 1'44.302 5 Johann ZARCO Honda	7	17 1'44.498 36 Joan MIR Honda	8	18 1'44.547 37 Augusto FERNANDEZ KTM
7	19 1'44.552 42 Alex RINS Yamaha	8	20 1'44.648 10 Luca MARINI Honda	9	21 1'44.886 30 Takaaki NAKAGAMI Honda
8	22 1'45.422 32 Lorenzo SAVADORI Aprilia	9	23 1'45.594 87 Remy GARDNER Yamaha		

The results are provisional until the end of the limit for protest and appeals and until the ratification of the Event Management Committee.
 Time limit for protest expires 60' at the latest after publication of the results - Time:

These data/results cannot be reproduced, stored and/or transmitted in whole or in part by any manner of electronic, mechanical, photocopying, recording, broadcasting or otherwise now known or herein after developed without the previous express consent by the copyright owner, except for reproduction in daily press and regular printed publications on sale to the public within 60 days of the event related to those data/results and always provided that copyright symbol appears together as follows below.
 © DORNA, 2024



4801 m.

MOTUL GRAND PRIX OF JAPAN

Tissot Sprint

Top Speed & Average



Rider	Nation	Motorcycle	Top 5 speeds					Average	Top
12 Maverick VIÑALES	SPA	APRILIA	317.6	314.8	314.8	314.8	313.9	314.7	317.6
21 Franco MORBIDELLI	ITA	DUCATI	317.6	315.7	315.7	315.7	314.8	315.9	317.6
72 Marco BEZZECCHI	ITA	DUCATI	317.6	317.6	316.7	315.7	315.7	316.4	317.6
89 Jorge MARTIN	SPA	DUCATI	317.6	317.6	317.6	316.7	316.7	317.1	317.6
41 Aleix ESPARGARO	SPA	APRILIA	316.7	315.7	315.7	314.8	314.8	315.5	316.7
1 Francesco BAGNAIA	ITA	DUCATI	315.7	314.8	314.8	314.8	313.9	314.5	315.7
33 Brad BINDER	RSA	KTM	315.7	312.1	168.2			265.3	315.7
43 Jack MILLER	AUS	KTM	315.7	314.8	313.9	313.9	313.0	314.3	315.7
49 Fabio DI GIANNANTONIO	ITA	DUCATI	315.7	314.8	313.9	313.9	313.9	314.3	315.7
73 Alex MARQUEZ	SPA	DUCATI	315.7	313.0	313.0	313.0	312.1	312.8	315.7
23 Enea BASTIANINI	ITA	DUCATI	314.8	314.8	313.9	313.9	313.9	314.3	314.8
31 Pedro ACOSTA	SPA	KTM	314.8	314.8	313.0	313.0	312.1	313.1	314.8
25 Raul FERNANDEZ	SPA	APRILIA	313.9	313.0	313.0	313.0	313.0	313.2	313.9
93 Marc MARQUEZ	SPA	DUCATI	313.9	313.9	313.9	313.9	313.0	313.4	313.9
5 Johann ZARCO	FRA	HONDA	313.0	313.0	313.0	312.1	312.1	312.6	313.0
10 Luca MARINI	ITA	HONDA	313.0	312.1	311.2	311.2	311.2	311.6	313.0
42 Alex RINS	SPA	YAMAHA	313.0	311.2	310.3	310.3	309.4	310.8	313.0
32 Lorenzo SAVADORI	ITA	APRILIA	312.1	311.2	311.2	311.2	310.3	310.9	312.1
37 Augusto FERNANDEZ	SPA	KTM	312.1	312.1	311.2	311.2	310.3	311.0	312.1
30 Takaaki NAKAGAMI	JPN	HONDA	311.2	309.4	309.4	300.8	131.8	272.5	311.2
20 Fabio QUARTARARO	FRA	YAMAHA	310.3	310.3	309.4	308.5	307.6	308.5	310.3
87 Remy GARDNER	AUS	YAMAHA	310.3	310.3	310.3	308.5	308.5	309.2	310.3
36 Joan MIR	SPA	HONDA	308.5	308.5	308.5	308.5	307.6	308.2	308.5

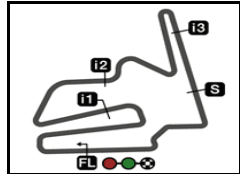
These data/results cannot be reproduced, stored and/or transmitted in whole or in part by any manner of electronic, mechanical, photocopying, recording, broadcasting or otherwise now known or herein after developed without the previous express consent by the copyright owner, except for reproduction in daily press and regular printed publications on sale to the public within 60 days of the event related to those data/results and always provided that copyright symbol appears together as follows below.

© DORNA, 2024

Official MotoGP Timing by **TISSOT**
www.motogp.com



Motegi, Saturday, October 05, 2024




4801 m.

MOTUL GRAND PRIX OF JAPAN

Tissot Sprint

Fastest Laps Sequence

<i>Lap</i>	<i>Race Time</i>	 <i>Rider</i>	<i>Nation</i>	<i>Motorcycle</i>	<i>Time</i>	<i>Km/h</i>	<i>Riders's Lap</i>
2	3'34.021	1 Francesco BAGNAIA	ITA	DUCATI	1'43.931	166.2	2
2	3'34.140	31 Pedro ACOSTA	SPA	KTM	1'43.825	166.4	2

These data/results cannot be reproduced, stored and/or transmitted in whole or in part by any manner of electronic, mechanical, photocopying, recording, broadcasting or otherwise now known or herein after developed without the previous express consent by the copyright owner, except for reproduction in daily press and regular printed publications on sale to the public within 60 days of the event related to those data/results and always provided that copyright symbol appears together as follows below.

© DORNA, 2024

Official MotoGP Timing by TISSOT
www.motogp.com



Motegi, Saturday, October 05, 2024