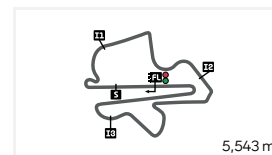


CLASSIFICATION

MALAYSIA MOTOGP OFFICIAL TEST

DAY 2 SESSION



Petronas Sepang International Circuit

#	Rider	Nation	Team	Motorcycle	Time	Lap Total	Gap	T. Speed
1	21 Franco MORBIDELLI	ITA	Pertamina Enduro VR46 Racing Team	DUCATI	1'57.210	18 57		339.6
2	20 Fabio QUARTARARO	FRA	Monster Energy Yamaha MotoGP Team	YAMAHA	1'57.324	6 47	0.114 0.114	337.5
3	73 Alex MARQUEZ	SPA	Gresini Racing MotoGP	DUCATI	1'57.340	9 52	0.130 0.016	339.6
4	54 Fermin ALDEGUER	SPA	Gresini Racing MotoGP	DUCATI	1'57.545	8 26	0.335 0.205	335.4
5	63 Francesco BAGNAIA	ITA	Ducati Lenovo Team	DUCATI	1'57.652	35 42	0.442 0.107	338.5
6	36 Joan MIR	SPA	Honda HRC Castrol	HONDA	1'57.791	51 51	0.581 0.139	336.4
7	37 Pedro ACOSTA	SPA	Red Bull KTM Factory Racing	KTM	1'57.805	39 44	0.595 0.014	338.5
8	88 Miguel OLIVEIRA	POR	Prima Pramac Yamaha MotoGP	YAMAHA	1'57.971	18 55	0.761 0.166	338.5
9	72 Marco BEZZECCHI	ITA	Aprilia Racing	APRILIA	1'57.995	54 61	0.785 0.024	338.5
10	43 Jack MILLER	AUS	Prima Pramac Yamaha MotoGP	YAMAHA	1'58.005	53 54	0.795 0.010	335.4
11	33 Brad BINDER	RSA	Red Bull KTM Factory Racing	KTM	1'58.132	55 61	0.922 0.127	338.5
12	5 Johann ZARCO	FRA	CASTROL Honda LCR	HONDA	1'58.138	10 54	0.928 0.006	334.3
13	42 Alex RINS	SPA	Monster Energy Yamaha MotoGP Team	YAMAHA	1'58.275	23 60	1.065 0.137	334.3
14	93 Marc MARQUEZ	SPA	Ducati Lenovo Team	DUCATI	1'58.447	23 45	1.237 0.172	336.4
15	10 Luca MARINI	ITA	Honda HRC Castrol	HONDA	1'58.518	55 56	1.308 0.071	332.3
16	12 Maverick VIÑALES	SPA	Red Bull KTM Tech3	KTM	1'58.524	55 61	1.314 0.006	336.4
17	23 Enea BASTIANINI	ITA	Red Bull KTM Tech3	KTM	1'58.532	44 51	1.322 0.008	333.3
18	79 Ai OGURA	JPN	Trackhouse MotoGP Team	APRILIA	1'58.611	22 60	1.401 0.079	333.3
19	7 Augusto FERNANDEZ	SPA	Yamaha Factory Racing	YAMAHA	1'58.697	8 37	1.487 0.086	333.3
20	35 Somkiat CHANTRA	THA	IDEMITSU Honda LCR	HONDA	1'59.038	53 65	1.828 0.341	335.4
21	51 Michele PIRRO	ITA	Ducati Test Team	DUCATI	1'59.406	41 46	2.196 0.368	334.3
22	32 Lorenzo SAVADORI	ITA	Aprilia Racing	APRILIA	1'59.771	50 51	2.561 0.365	336.4

No time set

4 **Andrea DOVIZIOSO** ITA Yamaha Factory Racing YAMAHA

Practice condition: Dry

Air: 29°
Humidity: 78%
Ground: 38°

Fastest Lap:	Lap: 18	Franco MORBIDELLI	1'57.210	170.2 Km/h
Best Race Lap:	2023	Alex MARQUEZ	1'58.979	167.7 Km/h
All-Time Lap Record:	2024	Francesco BAGNAIA	1'56.337	171.5 Km/h

The results are provisional until the end of the limit for protest and appeals.

Time limit for protest expires 60' after publication of the results - Time:

These data/results cannot be reproduced, stored and/or transmitted in whole or in part by any manner of electronic, mechanical, photocopying, recording, broadcasting or otherwise now known or herein after developed without the previous express consent by the copyright owner, except for reproduction in daily press and regular printed publications on sale to the public within 60 days of the event related to those data/results and always provided that copyright symbol appears together as follows below.

© DORNA, 2025

Official MotoGP Timing by

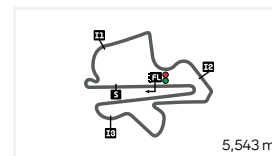
www.motogp.com

Sepang, Thursday, February 06, 2025

COMBINED PRACTICE TIMES

MALAYSIA MOTOGP OFFICIAL TEST

DAY 2 SESSION



Petronas Sepang International Circuit

#	Rider	Nation	Team	Motorcycle	FP1	FP2	Gap
1	21 F.MORBIDELLI	ITA	Pertamina Enduro VR46 Racing Team	DUCATI	1'58.114 55	1'57.210 18	
2	20 F.QUARTARARO	FRA	Monster Energy Yamaha MotoGP Team	YAMAHA	1'57.555 50	1'57.324 6	0.114 0.114
3	73 A.MARQUEZ	SPA	Gresini Racing MotoGP	DUCATI	1'57.738 42	1'57.340 9	0.130 0.016
4	54 F.ALDEGUER	SPA	Gresini Racing MotoGP	DUCATI	1'58.035 43	1'57.545 8	0.335 0.205
5	93 M.MARQUEZ	SPA	Ducati Lenovo Team	DUCATI	1'57.606 52	1'58.447 23	0.396 0.061
6	63 F.BAGNAIA	ITA	Ducati Lenovo Team	DUCATI	1'58.947 23	1'57.652 35	0.442 0.046
7	36 J.MIR	SPA	Honda HRC Castrol	HONDA	1'58.115 52	1'57.791 51	0.581 0.139
8	37 P.ACOSTA	SPA	Red Bull KTM Factory Racing	KTM	1'58.396 35	1'57.805 39	0.595 0.014
9	88 M.OLIVEIRA	POR	Prima Pramac Yamaha MotoGP	YAMAHA	1'58.371 55	1'57.971 18	0.761 0.166
10	72 M.BEZZECCHI	ITA	Aprilia Racing	APRILIA	1'59.207 57	1'57.995 54	0.785 0.024
11	43 J.MILLER	AUS	Prima Pramac Yamaha MotoGP	YAMAHA	1'58.298 60	1'58.005 53	0.795 0.010
12	33 B.BINDER	RSA	Red Bull KTM Factory Racing	KTM	1'58.507 64	1'58.132 55	0.922 0.127
13	5 J.ZARCO	FRA	CASTROL Honda LCR	HONDA	1'58.332 50	1'58.138 10	0.928 0.006
14	42 A.RINS	SPA	Monster Energy Yamaha MotoGP Team	YAMAHA	1'58.652 26	1'58.275 23	1.065 0.137
15	10 L.MARINI	ITA	Honda HRC Castrol	HONDA	1'58.704 51	1'58.518 55	1.308 0.243
16	12 M.VIÑALES	SPA	Red Bull KTM Tech3	KTM	1'58.552 62	1'58.524 55	1.314 0.006
17	23 E.BASTIANINI	ITA	Red Bull KTM Tech3	KTM	1'59.597 29	1'58.532 44	1.322 0.008
18	79 A.OGURA	JPN	Trackhouse MotoGP Team	APRILIA	1'58.763 40	1'58.611 22	1.401 0.079
19	7 A.FERNANDEZ	SPA	Yamaha Factory Racing	YAMAHA	1'59.676 9	1'58.697 8	1.487 0.086
20	35 S.CHANTRA	THA	IDEMITSU Honda LCR	HONDA	2'00.299 30	1'59.038 53	1.828 0.341
21	51 M.PIRRO	ITA	Ducati Test Team	DUCATI		1'59.406 41	2.196 0.368
22	32 L.SAVADORI	ITA	Aprilia Racing	APRILIA		1'59.771 50	2.561 0.365
	4 A.DOVIOSIO	ITA	Yamaha Factory Racing	YAMAHA			

Pole Position Record:	2024	Francesco BAGNAIA	1'56.337	171.5 Km/h
Best Race Lap:	2023	Alex MARQUEZ	1'58.979	167.7 Km/h
All Time Lap Record:	2024	Francesco BAGNAIA	1'56.337	171.5 Km/h

The results are provisional until the end of the limit for protest and appeals.

Time limit for protest expires 60' after publication of the results - Time:

These data/results cannot be reproduced, stored and/or transmitted in whole or in part by any manner of electronic, mechanical, photocopying, recording, broadcasting or otherwise now known or herein after developed without the previous express consent by the copyright owner, except for reproduction in daily press and regular printed publications on sale to the public within 60 days of the event related to those data/results and always provided that copyright symbol appears together as follows below.

© DORNA, 2025

Official MotoGP Timing by

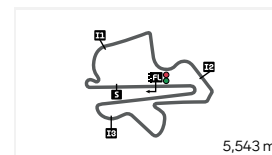
www.motogp.com

Sepang, Thursday, February 06, 2025

TOP SPEED & AVERAGE

MALAYSIA MOTOGP OFFICIAL TEST

DAY 2 SESSION



Petronas Sepang International Circuit

#	Rider	Nation	Motorcycle	Top 5 speeds					Average	Top
21	Franco MORBIDELLI	ITA	DUCATI	339.6	336.4	336.4	335.4	335.4	336.4	339.6
73	Alex MARQUEZ	SPA	DUCATI	339.6	336.4	336.4	336.4	336.4	336.9	339.6
33	Brad BINDER	RSA	KTM	338.5	338.5	338.5	338.5	337.5	338.3	338.5
37	Pedro ACOSTA	SPA	KTM	338.5	336.4	336.4	336.4	336.4	336.8	338.5
63	Francesco BAGNAIA	ITA	DUCATI	338.5	338.5	338.5	337.5	337.5	337.9	338.5
72	Marco BEZZECCHI	ITA	APRILIA	338.5	336.4	336.4	335.4	335.4	336.3	338.5
88	Miguel OLIVEIRA	POR	YAMAHA	338.5	337.5	336.4	335.4	335.4	336.4	338.5
20	Fabio QUARTARARO	FRA	YAMAHA	337.5	337.5	336.4	336.4	336.4	336.8	337.5
12	Maverick VIÑALES	SPA	KTM	336.4	335.4	334.3	334.3	334.3	334.9	336.4
32	Lorenzo SAVADORI	ITA	APRILIA	336.4	334.3	334.3	334.3	333.3	334.0	336.4
36	Joan MIR	SPA	HONDA	336.4	334.3	333.3	333.3	333.3	333.8	336.4
93	Marc MARQUEZ	SPA	DUCATI	336.4	335.4	335.4	335.4	334.3	335.1	336.4
35	Somkiat CHANTRA	THA	HONDA	335.4	334.3	332.3	332.3	332.3	333.3	335.4
43	Jack MILLER	AUS	YAMAHA	335.4	335.4	334.3	334.3	333.3	334.2	335.4
54	Fermin ALDEGUER	SPA	DUCATI	335.4	334.3	334.3	334.3	334.3	334.5	335.4
5	Johann ZARCO	FRA	HONDA	334.3	332.3	331.2	331.2	331.2	332.0	334.3
42	Alex RINS	SPA	YAMAHA	334.3	334.3	333.3	333.3	332.3	333.2	334.3
51	Michele PIRRO	ITA	DUCATI	334.3	332.3	332.3	332.3	332.3	332.6	334.3
7	Augusto FERNANDEZ	SPA	YAMAHA	333.3	332.3	332.3	331.2	331.2	331.9	333.3
23	Enea BASTIANINI	ITA	KTM	333.3	333.3	332.3	332.3	332.3	332.6	333.3
79	Ai OGURA	JPN	APRILIA	333.3	332.3	332.3	332.3	332.3	332.5	333.3
10	Luca MARINI	ITA	HONDA	332.3	331.2	331.2	330.2	330.2	330.9	332.3

These data/results cannot be reproduced, stored and/or transmitted in whole or in part by any manner of electronic, mechanical, photocopying, recording, broadcasting or otherwise now known or herein after developed without the previous express consent by the copyright owner, except for reproduction in daily press and regular printed publications on sale to the public within 60 days of the event related to those data/results and always provided that copyright symbol appears together as follows below.

© DORNA, 2025

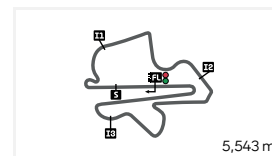
Official MotoGP Timing by www.motogp.com

Sepang, Thursday, February 06, 2025

CHRONOLOGICAL ANALYSIS OF PERFORMANCES

MALAYSIA MOTOGP OFFICIAL TEST

DAY 2 SESSION



Petronas Sepang International Circuit

* Lap / Sector time cancelled
P Crossing the finish line in pit lane

T1 Time from finish line to 1st intermediate
T2 Time from 1st intermed. to 2nd intermed.

T3 Time from 2nd intermed. to 3rd intermed.
T4 Time from 3rd intermediate to finish line

Lap	Lap Time	T1	T2	T3	T4	Speed	Lap	Lap Time	T1	T2	T3	T4	Speed			
1st	21	Franco MORBIDELLI Pertamina Enduro VR46 ITA						41	1'59.560	24.741	27.670	37.059	30.090	331.2		
		Runs=12	Total laps=57	Full laps=34	Valid laps=34		42	1'59.199	24.703	27.485	36.861	30.150	331.2			
1	4'04.567	28.142	30.397	39.288	30.745		43	2'19.893	P	24.738	35.141	46.650	33.364	330.2		
2	2'00.659	25.394	27.870	37.169	30.226	328.2	44	19'35.487		29.438	29.506	38.628	30.588			
3	2'00.029	24.965	27.723	37.038	30.303	332.3	45	2'00.197		25.056	27.645	37.222	30.274	329.2		
4	1'59.658	24.939	27.487	37.007	30.225	332.3	46	1'59.777		24.907	27.594	37.081	30.195	331.2		
5	1'59.311	24.896	27.445	36.880	30.090	333.3	47	2'09.909		30.342	31.437	37.656	30.474	327.2		
6	2'15.901	P	27.850	32.527	41.488	34.036	313.0	48	1'59.671		24.767	27.665	36.973	30.266	333.3	
7	12'40.419		27.274	29.632	37.935	30.292		49	2'18.049	P	30.835	33.147	40.817	33.250	294.2	
8	1'59.470		25.064	27.550	36.844	30.012	330.2	50	15'40.978		27.532	28.292	42.756	34.395		
9	1'59.293		24.816	27.432	36.877	30.168	334.3	51	1'58.766		24.730	27.316	36.807	29.913	329.2	
10	1'59.140		24.708	27.442	36.813	30.177	334.3	52	1'58.407		24.603	27.346	36.674	29.784	331.2	
11	2'23.138	P	27.796	33.237	46.078	36.027	306.8	53	1'58.665		24.675	27.418	36.701	29.871	331.2	
12	11'42.777		25.917	28.381	37.680	29.967		54	1'58.747		24.591	27.486	36.695	29.975	332.3	
13	1'58.148		24.605	27.328	36.424	29.791	335.4	55	1'59.002		24.608	27.570	36.807	30.017	332.3	
14	1'57.869		24.459	27.224	36.340	29.846	339.6	56	1'58.950		24.558	27.508	36.776	30.108	332.3	
15	2'12.723	P	28.052	31.575	39.763	33.333	307.6	57	1'59.065		24.675	27.482	36.821	30.087	333.3	
16	6'54.249		25.446	27.819	36.822	29.672		2nd					20	Fabio QUARTARARO Monster Energy Yamaha FRA		
17	1'57.393		24.496	27.033	36.212	29.652	336.4			Runs=11	Total laps=47	Full laps=25	Valid laps=27			
18	1'57.210		24.367	27.076	36.115	29.652	335.4	1	22'48.110		26.371	31.470	38.868	30.569		
19	2'16.906	P	28.779	31.961	41.922	34.244	305.0	2	1'58.736		24.776	27.304	36.643	30.013	333.3	
20	47'22.585		29.364	29.850	38.949	30.569		3	1'58.254		24.487	27.218	36.508	30.041	334.3	
21	2'00.002		24.991	27.673	37.188	30.150	332.3	4	2'00.088	P	24.435	27.123	36.614	31.916	336.4	
22	1'59.067		24.802	27.396	36.790	30.079	335.4	5	11'09.460		25.511	28.530	37.970	30.365		
23	1'59.162		24.819	27.415	36.833	30.095	333.3	6	1'57.324		24.416	26.988	36.197	29.723	336.4	
24	1'58.851		24.747	27.386	36.678	30.040	336.4	7	1'57.488		24.416	26.933	36.324	29.815	336.4	
25	2'17.271	P	30.989	34.013	39.274	32.995	306.8	8	2'09.294	P	29.443	29.262	38.297	32.292	314.8	
26	31'13.788		28.773	30.076	38.856	30.668		9	20'49.244		26.488	29.139	38.488	30.570		
27	2'00.589		25.140	27.785	37.285	30.379	332.3	10	1'59.004		24.786	27.392	36.658	30.168	337.5	
28	1'59.742		25.064	27.595	36.937	30.146	333.3	11	1'58.656		24.538	27.309	36.693	30.116	337.5	
29	2'21.584	P	26.503	37.388	43.009	34.684	334.3	12	2'09.701	P	25.156	30.142	39.735	34.668	333.3	
30	26'57.768		27.215	29.085	38.561	30.546		13	21'33.466		26.384	29.062	38.335	30.745		
31	2'03.783	P	25.168	27.810	37.367	33.438	330.2	14	1'59.396		24.809	27.620	36.711	30.256	332.3	
32	43'52.977		27.970	30.814	40.079	30.874		15	1'59.188		24.684	27.383	36.791	30.330	333.3	
33	2'01.797		25.327	28.079	37.912	30.479	330.2	unfinished					331.2			
34	2'40.342	P	34.610	40.413	46.636	38.683	280.5	16	2'03.254	*	24.813	28.617	38.862	30.962		
35	22'21.466		31.992	32.437	40.431	31.886		17	1'59.593		24.903	27.660	36.828	30.202	329.2	
36	2'04.087		25.659	28.845	38.866	30.717	327.2	18	1'59.343		24.697	27.488	36.902	30.256	331.2	
37	2'01.916		25.277	28.143	37.829	30.667	331.2	19	1'59.425		24.750	27.473	36.876	30.326	331.2	
38	2'40.334	P	32.962	39.741	47.351	40.280	314.8	20	2'04.446	P	26.330	28.016	37.958	32.142	318.5	
39	24'15.031		29.446	29.976	38.574	30.677		21	10'11.164		28.415	30.342	38.085	30.321		
40	2'00.153		25.015	27.764	37.136	30.238	330.2	22	1'58.637		24.656	27.307	36.650	30.024	331.2	

Fastest Lap: Franco MORBIDELLI Pertamina Enduro VR46 ITA **1'57.210** 24.367 27.076 36.115 29.652

These data/results cannot be reproduced, stored and/or transmitted in whole or in part by any manner of electronic, mechanical, photocopying, recording, broadcasting or otherwise now known or herein after developed without the previous express consent by the copyright owner, except for reproduction in daily press and regular printed publications on sale to the public within 60 days of the event related to those data/results and always provided that copyright symbol appears together as follows below.

* DORNA, 2025

Official MotoGP Timing by

www.motogp.com

Sepang, Thursday, February 06, 2025

Day 2 Session

MotoGP

Lap	Lap Time	T1	T2	T3	T4	Speed
23	1'58.404	24.505	27.141	36.721	30.037	327.2
24	2'08.847 P	24.557	30.936	40.879	32.475	330.2
25	3:20'34.137	26.953	29.561	39.225	31.072	
26	2'00.098	25.052	27.628	37.109	30.309	326.2
27	1'59.374	24.700	27.488	36.860	30.326	332.3
28	1'59.340	24.695	27.400	36.771	30.474	330.2
29	1'59.541	24.679	27.447	36.890	30.525	333.3
30	2'09.940 P	28.277	30.629	37.351	33.683	326.2
31	17'04.039	25.134	28.867	38.601	30.793	
32	2'00.272	24.924	27.728	37.062	30.558	329.2
33	1'59.912	24.848	27.690	36.861	30.513	330.2
34	2'00.023	24.823	27.649	37.011	30.540	333.3
35	2'08.054 P	27.894	28.137	37.626	34.397	330.2
36	19'24.119	25.523	28.570	37.700	30.577	
37	1'58.463	24.573	27.280	36.523	30.087	333.3
38	1'58.392	24.485	27.244	36.545	30.118	332.3
39	2'11.852 P	29.632	29.644	40.531	32.045	308.5
40	15'16.688	24.720	29.100	38.453	30.952	
41	1'58.853	24.764	27.361	36.622	30.106	332.3
42	1'58.641	24.570	27.373	36.629	30.069	333.3
43	2'03.816 P	26.807	28.088	37.450	31.471	329.2
44	14'31.770	24.767	28.581	37.752	30.546	
45	1'57.527	24.363	27.179	36.232	29.753	332.3
46	1'57.502	24.236	27.117	36.293	29.856	333.3
47	2'04.483 P	26.139	28.362	38.599	31.383	326.2

Lap	Lap Time	T1	T2	T3	T4	Speed
27	1'58.831	24.766	27.233	36.860	29.972	329.2
28	1'58.414	24.636	27.088	36.652	30.038	332.3
29	1'57.952	24.536	27.034	36.396	29.986	331.2
30	2'04.579 P	25.377	28.311	38.169	32.722	331.2
31	24'44.698	25.284	29.409	38.650	30.779	
32	2'00.063	24.956	27.607	37.172	30.328	328.2
33	1'58.981	24.685	27.346	36.781	30.169	329.2
34	1'59.106	24.758	27.371	36.854	30.123	330.2
	unfinished	24.584	27.255	36.630		331.2
35	4'05.764 P		29.011	38.350	33.770	
36	38'30.281	27.453	32.129	40.107	31.875	
37	2'07.455 P	25.586	29.480	38.581	33.808	329.2
38	17'42.029	25.100	28.887	37.982	30.675	
39	1'59.398	24.791	27.500	36.980	30.127	331.2
40	1'58.903	24.620	27.383	36.728	30.172	334.3
41	1'59.657	24.687	27.546	36.953	30.471	333.3
42	1'59.275	24.682	27.524	36.802	30.267	332.3
43	2'05.182 P	25.823	28.851	38.303	32.205	325.3
44	29'42.112	24.243	28.445	37.623	30.282	
45	1'58.101	24.570	27.192	36.404	29.935	330.2
46	1'57.500	24.488	26.982	36.281	29.749	331.2
47	2'03.806 P	25.291	28.542	37.611	32.362	332.3
48	10'58.220	25.628	29.668	39.054	30.688	
49	1'58.869	24.757	27.293	36.791	30.028	331.2
50	1'58.933	24.780	27.497	36.660	29.996	332.3
51	1'58.285	24.640	27.197	36.545	29.903	333.3
52	2'08.928 P	26.419	29.365	39.895	33.249	321.4

3rd **73** **Alex MARQUEZ** Gresini Racing MotoGP SPA
 Runs=11 Total laps=52 Full laps=30 Valid laps=31

1	28'40.196	25.926	30.927	41.564	31.369	
2	2'00.510	25.282	27.783	37.348	30.097	332.3
3	1'59.488	24.857	27.626	36.893	30.112	336.4
4	1'59.020	24.731	27.444	36.780	30.065	336.4
5	1'59.030	24.676	27.303	36.839	30.212	336.4
6	2'05.387 P	26.380	28.788	37.637	32.582	333.3
7	18'04.894	25.779	28.504	37.506	30.094	
8	1'58.123	24.724	27.161	36.477	29.761	334.3
9	1'57.340	24.363	27.015	36.242	29.720	336.4
10	2'03.894 P	25.277	28.520	37.532	32.565	336.4
11	16'09.800	26.794	30.620	38.769	30.945	
12	1'58.853	24.810	27.300	36.733	30.010	333.3
13	1'58.103	24.616	27.051	36.489	29.947	335.4
14	1'58.046	24.567	27.119	36.458	29.902	339.6
15	2'06.250 P	25.717	29.214	37.917	33.402	333.3
16	35'02.200	25.175	29.159	38.664	30.626	
17	2'00.306	25.122	27.901	37.020	30.263	332.3
18	1'59.393	24.774	27.503	36.867	30.249	334.3
19	1'59.154	24.727	27.490	36.852	30.085	335.4
20	2'07.601 P	26.099	29.585	39.128	32.789	321.4
21	20'49.034	26.055	29.216	38.602	30.510	
22	1'59.371	24.860	27.438	36.876	30.197	331.2
23	1'59.301	24.737	27.457	36.847	30.260	333.3
24	2'00.599	24.824	28.314	37.213	30.248	333.3
25	2'02.081 P	24.927	27.559	36.840	32.755	334.3
26	2:25'57.759	25.557	29.333	39.225	30.802	

4th **54** **Fermin ALDEGUER** Gresini Racing MotoGP SPA
 Runs=5 Total laps=26 Full laps=16 Valid laps=16

1	9'36.766	26.813	32.006	38.787	30.774	
2	2'00.031	25.169	27.739	36.924	30.199	328.2
3	1'58.990	24.739	27.469	36.754	30.028	334.3
4	1'58.740	24.708	27.359	36.701	29.972	333.3
5	2'06.702 P	26.497	29.000	39.296	31.909	334.3
6	13'07.067	24.847	28.495	37.885	30.230	
7	1'58.265	24.576	27.347	36.481	29.861	334.3
8	1'57.545	24.422	27.135	36.322	29.666	333.3
9	1'58.242	24.433	27.176	36.341	30.292	335.4
10	2'06.722 P	26.118	28.977	39.180	32.447	296.7
11	16'41.164	25.609	29.235	37.854	30.397	
12	2'00.688	24.842	27.665	37.215	30.966	331.2
13	1'59.046	24.701	27.469	36.852	30.024	333.3
14	1'59.050	24.691	27.478	36.753	30.128	333.3
15	2'15.974 P	27.719	31.717	41.114	35.424	332.3
16	21'52.845	26.002	29.218	38.360	30.702	
17	1'59.541	24.799	27.562	36.913	30.267	330.2
18	1'59.156	24.651	27.474	36.761	30.270	331.2
19	2'02.629 P	24.619	27.431	36.927	33.652	332.3
20	15'41.386	25.990	29.207	37.987	30.249	
21	2'02.492	24.580	27.324	40.396	30.192	332.3
22	1'58.184	24.605	27.226	36.428	29.925	334.3
23	1'57.959	24.473	27.126	36.452	29.908	334.3
24	1'59.929	24.481	27.213	36.770	31.465	334.3

Fastest Lap: Franco MORBIDELLI Pertamina Enduro VR46 ITA **1'57.210** 24.367 27.076 36.115 29.652

These data/results cannot be reproduced, stored and/or transmitted in whole or in part by any manner of electronic, mechanical, photocopying, recording, broadcasting or otherwise now known or herein after developed without the previous express consent by the copyright owner, except for reproduction in daily press and regular printed publications on sale to the public within 60 days of the event related to those data/results and always provided that copyright symbol appears together as follows below.

© DORNA, 2025

Official MotoGP Timing by TISSOT

www.motogp.com

Sepang, Thursday, February 06, 2025

Page 2 of 12



Day 2 Session

MotoGP

Lap	Lap Time	T1	T2	T3	T4	Speed
25	1'58.291	24.526	27.256	36.508	30.001	333.3
26	2'18.834 P	28.924	31.904	42.765	35.241	308.5
5th	63	Francesco BAGNAIA		Ducati Lenovo Team		ITA
		Runs=10	Total laps=42	Full laps=23	Valid laps=25	
1	3'07.945	27.605	29.703	39.047	30.632	
2	2'02.550	27.016	28.024	37.219	30.291	338.5
3	1'59.426	24.930	27.458	36.878	30.160	338.5
4	1'59.000	24.894	27.382	36.634	30.090	337.5
5	2'06.105 P	25.881	29.468	38.763	31.993	334.3
6	16'16.264	28.880	30.407	38.338	30.497	
7	1'59.136	24.830	27.487	36.810	30.009	337.5
8	1'58.854	24.761	27.346	36.707	30.040	337.5
9	2'07.561 P	26.303	30.126	38.878	32.254	334.3
10	25'45.968	25.939	28.780	37.973	30.356	
11	2'02.620 P	24.754	27.340	38.287	32.239	337.5
12	8'52.469	26.472	27.871	36.841	29.848	
unfinished		24.455	26.982	36.234		338.5
13	2'05.170	26.587	29.459	38.482	30.642	
14	1'59.496	24.872	27.522	36.957	30.145	334.3
15	1'58.995	24.854	27.328	36.656	30.157	334.3
16	2'03.550	24.758	30.191	38.158	30.443	334.3
17	1'58.641	24.745	27.179	36.617	30.100	333.3
18	2'06.524 P	25.868	29.387	39.026	32.243	331.2
19	35'03.817	26.912	29.550	38.157	30.500	
20	1'59.048	24.882	27.323	36.692	30.151	334.3
21	1'58.921	24.735	27.311	36.785	30.090	336.4
22	1'58.822	24.701	27.251	36.689	30.181	335.4
23	2'08.654 P	26.615	30.100	39.075	32.864	327.2
24	242:03'30.280 *	27.824	32.221 *	43.019	32.579	
25	2'03.429	25.617	28.615	38.475	30.722	331.2
26	2'03.367 P	25.204	28.394	37.709	32.060	335.4
27	23'25.979	25.805	28.833	37.679	30.197	
28	1'58.357	24.539	27.112	36.464	30.242	333.3
29	1'58.005	24.423	27.054	36.366	30.162	335.4
30	1'58.276	24.442	27.215	36.529	30.090	334.3
31	2'07.073 P	26.195	29.658	38.937	32.283	331.2
32	30'32.209	25.545	28.472	37.617	30.369	
33	1'58.111	24.534	27.087	36.486	30.004	334.3
34	1'57.680	24.361	27.141	36.303	29.875	334.3
35	1'57.652	24.420	27.047	36.302	29.883	335.4
36	2'01.975 P	24.443	27.160	38.468	31.904	335.4
37	13'24.990	30.973	28.670	37.735	30.200	
38	1'59.946	24.632	27.257	37.769	30.288	335.4
39	1'58.657	24.733	27.293	36.572	30.059	335.4
40	1'58.858	24.610	27.249	36.777	30.222	334.3
41	2'07.358	27.662	30.377	38.819	30.500	335.4
42	2'02.168 P	24.682	27.328	37.426	32.732	334.3

Lap	Lap Time	T1	T2	T3	T4	Speed
5	2'17.491 P	27.804	31.363	41.850	36.474	328.2
6	13'53.159	26.305	27.915	37.409	30.703	
7	2'01.280	24.746	27.486	38.674	30.374	334.3
8	2'00.415	25.129	27.739	37.057	30.490	315.7
9	2'07.171 P	26.224	28.452	38.902	33.593	303.3
10	18'51.219	25.335	28.307	37.143	30.364	
11	1'59.721	24.886	27.613	36.931	30.291	333.3
12	2'13.726 P	24.870	29.131	42.539	37.186	336.4
13	13'42.172	24.688	27.853	36.978	30.173	
14	1'58.934	24.811	27.336	36.714	30.073	333.3
15	1'58.485	24.557	27.345	36.483	30.100	333.3
16	2'28.443 P	29.747	33.387	43.396	41.913	324.3
17	22'42.717	25.759	28.397	37.669	31.110	
18	2'02.839	26.588	27.856	37.678	30.717	330.2
19	1'59.474	24.912	27.466	36.830	30.266	329.2
20	1'59.791	24.783	27.514	36.871	30.623	328.2
21	1'59.535	24.681	27.471	36.939	30.444	330.2
22	2'26.452 P	30.680	32.504	43.810	39.458	307.6
23	27'24.796	25.054	28.416	37.641	30.646	
24	2'00.146	25.143	27.675	36.919	30.409	329.2
25	2'00.053	24.919	27.586	37.020	30.528	327.2
26	2'12.613	25.002	35.593	40.667	31.351	326.2
27	2'15.989 P	25.051	27.790	44.451	38.697	326.2
28	18'43.064	28.743	28.521	37.778	30.686	
29	2'00.485	25.003	27.741	37.129	30.612	327.2
30	2'00.912	25.046	27.950	37.224	30.692	326.2
31	2'34.407 P	32.531	33.343	45.099	43.434	294.2
32	32:34'03.344	25.270	28.642	37.952	30.642	
33	2'00.705	24.937	27.867	37.379	30.522	331.2
34	2'04.016	25.587	29.643	38.151	30.635	329.2
35	2'00.608	24.913	27.816	37.293	30.586	331.2
36	2'17.246 P	27.970	32.229	41.555	35.492	313.9
37	32'17.834 P	29.488	35.761	45.009	41.708	
38	17'54.454	31.933	28.559	38.726	31.196	
39	1'58.315	24.667	27.229	36.459	29.960	333.3
40	1'58.277	24.479	27.269	36.534	29.995	333.3
41	2'05.214 P	24.609	27.231	36.917	36.457	333.3
42	14'50.352	25.825	28.177	37.089	30.091	
43	1'58.612	24.535	27.381	36.626	30.070	331.2
44	1'58.340	24.497	27.341	36.509	29.993	332.3
45	2'15.249 P	27.694	30.455	40.171	36.929	322.3
46	17'32.642	25.744	28.508	37.349	30.236	
47	1'59.076	24.675	27.429	36.779	30.193	332.3
48	1'59.015	24.730	27.501	36.669	30.115	330.2
49	2'17.536 P	28.835	30.732	40.323	37.646	306.8
50	9'29.264	25.754	28.220	40.718	30.381	
51	1'57.791	24.380	27.104	36.212	30.095	332.3

Lap	Lap Time	T1	T2	T3	T4	Speed
6th	36	Joan MIR		Honda HRC Castrol		SPA
		Runs=13	Total laps=51	Full laps=27	Valid laps=27	
1	27'33.758	25.846	29.366	38.948	30.752	
2	2'00.226	25.170	27.543	37.098	30.415	328.2
3	1'59.372	24.848	27.440	36.937	30.147	332.3
4	1'59.181	24.760	27.514	36.807	30.100	333.3

Lap	Lap Time	T1	T2	T3	T4	Speed
7th	37	Pedro ACOSTA		Red Bull KTM Factory R		SPA
		Runs=11	Total laps=44	Full laps=26	Valid laps=29	
unfinished		26.133				
1	2'06.448	26.556	30.657	38.549	30.686	
unfinished		44.788				272.0
2	2'07.288	26.927	31.398	38.303	30.660	

Fastest Lap: Franco MORBIDELLI Pertamina Enduro VR46 ITA **1'57.210** 24.367 27.076 36.115 29.652

These data/results cannot be reproduced, stored and/or transmitted in whole or in part by any manner of electronic, mechanical, photocopying, recording, broadcasting or otherwise now known or herein after developed without the previous express consent by the copyright owner, except for reproduction in daily press and regular printed publications on sale to the public within 60 days of the event related to those data/results and always provided that copyright symbol appears together as follows below.

© DORNA, 2025

Official MotoGP Timing by TISSOT

www.motogp.com

Sepang, Thursday, February 06, 2025

Page 3 of 12



Day 2 Session

MotoGP

Lap	Lap Time	T1	T2	T3	T4	Speed
3	2'00.151	24.971	27.993	36.986	30.201	334.3
4	1'59.113	24.743	27.590	36.798	29.982	335.4
5	2'04.112	24.809	27.652	40.577	31.074	336.4
6	1'59.509	24.692	27.581	36.874	30.362	335.4
7	2'08.044 P	26.087	30.246	39.299	32.412	335.4
8	37'14.501	26.911	30.610	38.567	30.474	
9	2'00.100	24.893	27.686	36.916	30.605	334.3
10	1'59.208	24.756	27.485	36.887	30.080	336.4
11	2'05.528	24.745	30.126	39.084	31.573	334.3
12	1'59.406	24.851	27.584	36.884	30.087	338.5
13	2'06.962 P	25.880	29.646	38.697	32.739	335.4
14	20'00.661 P	29.313	35.473	44.613	35.669	
15	7'41.266	26.769	30.033	38.229	30.573	
16	2'01.969	24.924	27.582	36.809	32.654	331.2
17	1'59.623	24.771	27.642	36.969	30.241	334.3
18	1'59.299	24.713	27.588	36.851	30.147	333.3
19	2'07.916	27.178	29.820	39.655	31.263	335.4
20	2'03.899 P	25.037	27.877	38.540	32.445	331.2
21	21'22'23.817	27.053	29.975	41.073	31.779	
22	2'02.419	25.559	28.298	37.510	31.052	332.3
23	2'00.865	24.913	27.990	37.353	30.609	335.4
24	2'06.075 P	26.288	28.916	38.701	32.170	318.5
25	27'33.049	27.613	29.262	38.158	30.895	
26	1'59.666	24.685	27.629	36.852	30.500	334.3
27	1'58.652	24.558	27.474	36.750	29.870	335.4
28	2'08.758	24.636	32.379	39.938	31.805	335.4
29	2'06.556 P	24.773	29.156	39.937	32.690	335.4
30	34'20.986	25.441	29.613	39.030	30.561	
31	1'59.695	24.777	27.785	37.038	30.095	334.3
32	1'59.103	24.772	27.429	36.849	30.053	333.3
33	2'06.314	26.610	29.536	38.479	31.689	336.4
34	1'59.291	24.826	27.630	36.715	30.120	334.3
35	2'09.905 P	28.026	30.289	39.358	32.232	329.2
36	17'15.737	29.453	30.919	38.312	30.818	
37	1'58.448	24.457	27.406	36.665	29.920	336.4
38	1'58.027	24.490	27.229	36.453	29.855	335.4
39	1'57.805	24.335	27.269	36.378	29.823	334.3
40	2'25.872 P	29.959	34.293	42.872	38.748	330.2
41	16'15.966	27.347	31.356	42.071	31.597	
42	2'01.325	24.823	27.984	38.196	30.322	334.3
43	2'01.246	24.761	28.790	37.267	30.428	334.3
44	2'09.531 P	24.658	29.798	40.520	34.555	334.3

Lap	Lap Time	T1	T2	T3	T4	Speed
10	2'08.672 P	26.646	30.000	39.995	32.031	323.3
11	16'02.008	26.294	28.833	38.473	30.775	
12	2'03.306	25.644	28.984	38.036	30.642	333.3
13	1'59.941	24.931	27.621	36.956	30.433	334.3
14	2'00.047	24.916	27.650	37.094	30.387	336.4
15	2'09.394 P	27.245	29.794	39.178	33.177	313.0
16	18'03.237	26.659	28.781	37.813	30.267	
17	1'58.329	24.702	27.192	36.564	29.871	335.4
18	1'57.971	24.518	27.110	36.515	29.828	335.4
19	2'07.671 P	26.368	29.851	39.748	31.704	334.3
20	21'52.966	27.520	29.619	38.844	30.708	
21	1'59.719	25.120	27.500	36.954	30.145	333.3
22	1'58.887	24.778	27.302	36.707	30.100	335.4
23	2'13.560 P	24.691	27.206	36.721	44.942	332.3
24	15'03.739	26.310	28.543	37.809	30.412	
25	1'59.455	24.918	27.347	36.766	30.424	331.2
26	1'59.462	24.931	27.464	36.847	30.220	330.2
27	2'08.643	28.826	29.666	39.302	30.849	329.2
28	2'00.664	25.104	27.752	37.339	30.469	330.2
29	2'04.750 P	25.013	27.532	40.559	31.646	332.3
30	13'57.126	26.841	29.058	38.387	30.859	
31	2'00.397	25.160	27.725	37.139	30.373	331.2
32	1'59.671	24.909	27.529	36.889	30.344	332.3
33	2'08.003 P	25.021	32.242	38.846	31.894	329.2
34	34'28'53.365	27.530	29.867	39.353	30.987	
35	2'01.291	25.418	27.860	37.323	30.690	329.2
36	1'59.775	24.945	27.523	36.881	30.426	331.2
37	1'59.903	25.036	27.569	36.920	30.378	329.2
38	2'09.634 P	25.499	30.070	39.782	34.283	327.2
39	16'46.370	29.567	29.043	38.488	30.471	
40	2'00.241	25.006	27.612	37.225	30.398	328.2
41	1'59.729	24.894	27.549	37.038	30.248	329.2
42	1'59.994	24.880	27.541	37.283	30.290	328.2
43	1'59.831	24.851	27.490	36.943	30.547	328.2
44	1'59.879	24.840	27.628	36.988	30.423	331.2
45	1'59.948	24.887	27.672	36.975	30.414	327.2
46	1'59.773	24.893	27.628	36.865	30.387	331.2
47	1'59.916	24.927	27.690	36.927	30.372	330.2
48	1'59.747	24.864	27.590	36.887	30.406	329.2
49	2'00.219	24.969	27.795	37.048	30.407	328.2
50	2'00.505	24.890	27.812	37.164	30.639	328.2
51	2'00.521	24.995	27.871	37.042	30.613	328.2
52	2'11.246 P	27.457	30.640	39.959	33.190	312.1
53	28'43.410	27.383	29.643	42.211	31.490	
54	2'02.518	25.404	28.501	37.833	30.780	329.2
55	2'12.529 P	27.955	29.912	40.777	33.885	330.2

8th 88 Miguel OLIVEIRA Prima Pramac Yamaha POR
Runs=10 Total laps=55 Full laps=35 Valid laps=35

1	13'56.712	26.806	29.506	39.124	30.968	
2	2'00.519	25.233	27.640	37.046	30.600	330.2
3	1'59.319	24.814	27.341	36.893	30.271	333.3
4	1'59.220	24.878	27.313	36.842	30.187	332.3
5	2'06.928 P	26.378	29.493	39.112	31.945	319.5
6	18'47.669	26.899	29.190	39.113	31.224	
7	2'00.887	25.233	27.810	37.458	30.386	334.3
8	2'00.412	25.199	27.652	37.196	30.365	338.5
9	1'59.764	25.007	27.472	36.983	30.302	337.5

9th 72 Marco BEZZECCHI Aprilia Racing ITA
Runs=14 Total laps=61 Full laps=35 Valid laps=35

1	2'20.707	26.140	29.335	38.222	30.802	
2	2'00.028	25.015	27.647	36.967	30.399	333.3
3	1'59.927	24.941	27.691	36.924	30.371	334.3
4	1'59.603	24.845	27.565	36.950	30.243	334.3
5	2'01.847 P	24.966	27.745	37.565	31.571	332.3

Fastest Lap: Franco MORBIDELLI Pertamina Enduro VR46 ITA **1'57.210** 24.367 27.076 36.115 29.652

These data/results cannot be reproduced, stored and/or transmitted in whole or in part by any manner of electronic, mechanical, photocopying, recording, broadcasting or otherwise now known or herein after developed without the previous express consent by the copyright owner, except for reproduction in daily press and regular printed publications on sale to the public within 60 days of the event related to those data/results and always provided that copyright symbol appears together as follows below.

© DORNA, 2025

Official MotoGP Timing by TISSOT

www.motogp.com

Sepang, Thursday, February 06, 2025

Page 4 of 12



Day 2 Session

MotoGP

Lap	Lap Time	T1	T2	T3	T4	Speed
6	23'01.187	39.022	29.272	39.469	30.957	
7	2'01.431	25.072	27.754	38.227	30.378	332.3
8	1'59.433	24.780	27.592	36.858	30.203	334.3
9	1'59.788	24.833	27.598	36.980	30.377	335.4
10	2'04.369 P	27.485	27.928	37.130	31.826	336.4
11	29'31.544	29.125	29.322	38.008	30.583	
12	2'01.016	25.026	27.960	37.389	30.641	332.3
13	1'59.710	24.841	27.604	36.922	30.343	338.5
14	1'59.539	24.769	27.663	36.863	30.244	332.3
15	2'04.771 P	25.431	28.672	37.995	32.673	334.3
16	20'38.836	27.303	28.977	39.082	33.854	
17	2'00.555	24.977	27.838	37.007	30.733	331.2
18	1'59.757	24.965	27.585	36.947	30.260	333.3
19	1'59.841	24.825	27.740	36.933	30.343	335.4
20	1'59.936	24.874	27.680	37.000	30.382	334.3
21	2'04.462 P	26.095	29.306	37.488	31.573	324.3
22	26'21.805 P	57.121	31.602	42.008	35.604	
23	13'24.498	44.093	28.727	38.473	31.952	
24	2'02.645 P	25.324	28.081	37.312	31.928	326.2
25	14'11.639	39.924	29.357	37.836	30.433	
26	2'00.641	24.707	28.451	37.314	30.169	330.2
27	2'02.740	24.596	27.431	40.557	30.156	332.3
28	1'58.757	24.591	27.359	36.646	30.161	332.3
29	2'26.212	24.540	27.416	1'03.495	30.761	331.2
30	1'59.027	24.660	27.470	36.720	30.177	331.2
31	2'04.735 P	26.041	29.397	37.948	31.349	331.2
32	31'21.560	41.152	28.293	37.524	30.256	
33	1'58.759	24.596	27.433	36.551	30.179	332.3
34	1'58.501	24.512	27.240	36.500	30.249	333.3
35	1'58.798	24.573	27.358	36.665	30.202	332.3
36	1'58.724	24.595	27.319	36.520	30.290	332.3
37	2'10.824 P	26.169	30.288	40.824	33.543	327.2
38	2'21'03.468 P	44.492	36.102	42.857	38.515	
39	16'05.411	38.536	29.636	38.453	30.875	
40	2'08.556	25.059	27.838	37.973	37.686	330.2
41	2'03.788	24.865	31.295	37.261	30.367	329.2
42	2'21.775 P	24.699	29.925	37.127	50.024	332.3
43	14'16.843	26.248	28.549	38.457	30.721	
44	1'59.787	24.864	27.621	37.058	30.244	330.2
45	1'59.378	24.632	27.597	36.868	30.281	331.2
46	2'04.524 P	24.917	29.442	37.957	32.208	331.2
47	13'40.489	25.571	28.747	38.698	30.623	
48	1'59.883	24.727	27.738	36.922	30.496	331.2
49	1'59.350	24.617	27.551	36.878	30.304	332.3
50	2'07.121 P	26.659	29.035	38.622	32.805	331.2
51	11'37.658	25.733	28.065	37.407	30.502	
52	1'58.290	24.504	27.252	36.437	30.097	332.3
53	2'01.472	25.661	28.303	37.275	30.233	284.9
54	1'57.995	24.421	27.232	36.380	29.962	332.3
55	2'07.601 P	26.953	29.908	38.113	32.627	332.3
56	15'27.636	26.496	28.624	38.361	30.674	
57	1'58.896	24.589	27.455	36.715	30.137	331.2
58	2'00.153	24.577	27.531	37.577	30.468	336.4
59	1'58.893	24.578	27.344	36.793	30.178	333.3

Lap	Lap Time	T1	T2	T3	T4	Speed
60	1'58.930	24.628	27.400	36.764	30.138	335.4
61	2'01.987 P	25.320	27.796	37.313	31.558	315.7
10th 43 Jack MILLER Prima Pramac Yamaha AUS						
Runs=10		Total laps=54		Full laps=34		Valid laps=34
1	4'48.816	26.185	29.218	38.043	30.623	
2	2'00.316	25.090	27.769	37.080	30.377	332.3
3	2'00.171	24.961	27.688	37.161	30.361	332.3
4	1'59.964	24.869	27.647	37.135	30.313	333.3
5	2'14.126 P	27.824	30.920	40.490	34.892	310.3
6	9'21.871	27.377	29.094	38.456	30.486	
7	2'00.711	24.972	27.958	37.405	30.376	330.2
8	2'11.110	25.043	28.315	45.499	32.253	331.2
9	2'00.389	25.096	27.800	37.126	30.367	332.3
10	2'14.938 P	29.176	30.649	39.539	35.574	327.2
11	11'44.589	25.202	28.500	37.799	30.855	
12	1'59.359	24.779	27.501	36.927	30.152	332.3
13	1'59.439	24.754	27.458	36.990	30.237	334.3
14	2'11.789 P	27.886	30.442	39.335	34.126	329.2
15	11'23.115	25.378	28.215	37.734	30.367	
16	1'59.589	24.739	27.554	36.941	30.355	333.3
17	1'59.639	24.817	27.567	36.846	30.409	333.3
18	2'11.509 P	28.197	30.294	38.730	34.288	324.3
19	12'06.436	29.853	28.528	38.760	30.226	
20	2'23.324	24.610	32.046	55.417	31.251	331.2
21	1'58.156	24.560	27.080	36.583	29.933	334.3
22	2'14.426 P	27.621	31.438	40.078	35.289	323.3
23	28'27.360	31.128	29.608	39.355	31.230	
24	1'58.744	24.722	27.379	36.629	30.014	332.3
25	1'58.665	24.601	27.359	36.577	30.128	335.4
26	1'59.139	24.610	27.394	36.914	30.221	331.2
27	1'59.485	24.714	27.608	36.866	30.297	329.2
28	1'59.645	24.720	27.615	36.945	30.365	332.3
29	1'59.769	24.811	27.597	36.958	30.403	330.2
30	2'00.057	24.831	27.666	37.170	30.390	330.2
31	1'59.955	24.752	27.642	37.046	30.515	330.2
32	2'00.090	24.843	27.688	37.082	30.477	330.2
33	2'20.248 P	28.905	31.171	42.472	37.700	279.7
34	00'46.575	25.018	29.010	39.360	31.060	
35	2'01.174	25.141	28.104	37.322	30.607	327.2
36	2'01.328	25.027	28.123	37.450	30.728	329.2
37	2'01.239	25.060	28.111	37.364	30.704	328.2
38	2'15.149 P	29.397	30.639	41.353	33.760	326.2
39	19'17.997	25.415	28.720	38.592	30.779	
40	2'00.885	25.023	28.107	37.313	30.442	327.2
41	2'00.388	24.823	27.853	37.271	30.441	328.2
42	2'00.804	24.900	28.086	37.229	30.589	329.2
43	2'15.364 P	28.749	30.631	40.629	35.355	322.3
44	16'39.908	30.356	28.813	37.674	30.292	
45	1'59.595	24.748	27.748	36.930	30.169	331.2
46	1'59.457	24.694	27.622	36.941	30.200	330.2
47	1'59.432	24.726	27.607	36.841	30.258	330.2
48	2'08.511	29.617	30.936	37.468	30.490	325.3
49	1'59.519	24.693	27.621	36.900	30.305	335.4

Fastest Lap: Franco MORBIDELLI Pertamina Enduro VR46 ITA **1'57.210** 24.367 27.076 36.115 29.652

These data/results cannot be reproduced, stored and/or transmitted in whole or in part by any manner of electronic, mechanical, photocopying, recording, broadcasting or otherwise now known or herein after developed without the previous express consent by the copyright owner, except for reproduction in daily press and regular printed publications on sale to the public within 60 days of the event related to those data/results and always provided that copyright symbol appears together as follows below.

© DORNA, 2025

Official MotoGP Timing by TISSOT

www.motogp.com

Sepang, Thursday, February 06, 2025

Page 5 of 12



Day 2 Session

MotoGP

Lap	Lap Time	T1	T2	T3	T4	Speed	
50	2'09.179	P	27.041	29.910	38.706	33.522	327.2
51	16'37.468		25.400	28.445	38.256	30.619	
52	1'58.015		24.473	27.229	36.429	29.884	328.2
53	1'58.005		24.479	27.176	36.411	29.939	329.2
54	2'20.043	P	29.355	31.352	41.223	38.113	305.9

11th **33** **Brad BINDER** Red Bull KTM Factory R RSA
 Runs=13 Total laps=61 Full laps=35 Valid laps=35

1	7'32.209		27.950	30.174	39.864	31.122	
2	2'00.814		25.546	27.834	37.165	30.269	333.3
3	1'59.381		24.878	27.469	36.871	30.163	335.4
4	1'59.726		24.983	27.500	37.083	30.160	336.4
5	2'10.025	P	29.469	27.908	37.519	35.129	333.3
6	22'47.754		27.279	34.250	38.134	30.713	
7	2'00.281		25.115	27.646	37.256	30.264	336.4
8	1'59.937		24.840	27.609	37.128	30.360	334.3
9	2'00.617		25.348	27.775	37.161	30.333	335.4
10	2'09.330	P	26.698	28.589	40.510	33.533	335.4
11	20'43.521		26.814	28.628	37.844	30.466	
12	1'58.717		24.662	27.330	36.696	30.029	338.5
13	1'58.687		24.642	27.241	36.755	30.049	338.5
14	1'58.955		24.732	27.228	36.850	30.145	338.5
15	2'10.245	P	27.551	28.561	39.105	35.028	325.3
16	15'22.215		27.521	28.628	38.335	30.709	
17	1'59.234		24.802	27.472	37.001	29.959	337.5
18	1'58.793		24.538	27.431	36.864	29.960	338.5
19	2'14.069	P	24.938	30.671	40.613	37.847	329.2
20	35'48.682		26.628	28.706	38.029	30.383	
21	2'00.035		25.039	27.671	37.124	30.201	333.3
22	2'00.188		24.753	27.820	37.301	30.314	334.3
23	2'06.648	P	24.867	27.837	37.211	36.733	334.3
24	25'59.285		28.992	29.118	42.047	31.089	
25	1'59.600		24.892	27.574	37.019	30.115	334.3
26	1'59.588		24.805	27.575	37.010	30.198	333.3
27	1'59.525		24.778	27.603	36.976	30.168	333.3
28	2'12.953	P	28.272	29.302	38.615	36.764	334.3
29	16'52.337		27.290	28.654	38.175	30.354	
30	1'59.731		24.865	27.523	37.122	30.221	334.3
31	2'00.016		24.793	27.652	37.192	30.379	333.3
32	2'05.969	P	24.845	28.495	37.416	35.213	334.3
33	12'51.890		27.068	29.050	38.213	31.036	
34	2'00.503		25.108	27.874	37.229	30.292	333.3
35	2'00.499		24.917	27.782	37.305	30.495	335.4
36	2'00.447		24.798	28.011	37.130	30.508	335.4
37	2'13.217	P	27.461	29.789	41.265	34.702	331.2
38	41'45.687		32.825	31.764	42.678	33.397	
39	2'03.847		25.536	28.739	38.413	31.159	330.2
40	2'01.475		25.198	28.330	37.406	30.541	325.3
41	2'00.919		25.065	28.116	37.282	30.456	334.3
42	2'05.635	P	25.143	28.149	37.377	34.966	334.3
43	20'37.679		26.800	29.037	39.093	30.700	
44	2'02.798		25.064	29.159	38.027	30.548	333.3
45	2'01.299		25.118	28.053	37.565	30.563	333.3
46	2'01.277		24.990	28.036	37.631	30.620	333.3

Lap	Lap Time	T1	T2	T3	T4	Speed	
47	2'09.357	P	28.453	28.752	38.026	34.126	334.3
48	13'05.917		33.362	28.968	38.637	30.955	
49	2'00.754		25.083	27.889	37.369	30.413	334.3
50	2'00.391		24.930	27.869	37.140	30.452	334.3
51	2'00.641		24.840	28.053	37.330	30.418	334.3
52	2'10.490	P	28.157	28.460	38.479	35.394	332.3
53	15'51.554		25.655	29.209	43.093	30.574	
54	1'58.157		24.521	27.151	36.685	29.800	336.4
55	1'58.132		24.544	27.297	36.533	29.758	333.3
56	1'58.704		24.496	27.431	36.752	30.025	334.3
57	2'15.782	P	31.037	28.086	41.143	35.516	320.4
58	13'14.151		27.312	32.039	38.043	30.422	
59	1'59.416		24.811	27.500	36.914	30.191	334.3
60	2'04.964		29.179	27.830	37.528	30.427	334.3
61	2'05.132	P	24.674	27.510	37.773	35.175	334.3

12th **5** **Johann ZARCO** CASTROL Honda LCR FRA
 Runs=16 Total laps=54 Full laps=26 Valid laps=26

1	32'24.917		27.991	31.252	38.897	31.058	
2	2'00.895		25.302	27.895	37.162	30.536	331.2
3	1'59.912		25.014	27.663	36.909	30.326	329.2
4	2'03.961	P	25.789	28.289	37.788	32.095	323.3
5	11'13.938		26.229	29.480	38.114	32.568	
6	2'00.618		25.026	27.663	37.323	30.606	329.2
7	2'00.457		25.184	27.734	37.006	30.533	326.2
8	2'03.543	P	26.075	28.075	37.453	31.940	330.2
9	16'27.966		24.803	28.724	38.051	31.330	
10	1'58.138		24.617	27.245	36.348	29.928	334.3
11	1'58.181		24.635	27.144	36.410	29.992	329.2
12	2'04.986	P	25.445	28.190	38.297	33.054	320.4
13	27'05.865		26.173	29.465	37.923	30.686	
14	1'59.157		24.782	27.517	36.668	30.190	331.2
15	1'58.867		24.695	27.329	36.649	30.194	327.2
16	2'01.654		24.914	29.659	36.609	30.472	329.2
17	2'08.088	P	25.127	31.370	38.418	33.173	331.2
18	3'50.085	P	51.259	33.622	39.677	39.597	
19	2'51.694	P	33.778	30.516	40.747	33.556	
20	39'40.688		26.419	29.268	39.118	31.109	
21	2'03.775		24.979	27.744	40.401	30.651	329.2
22	2'00.765		25.157	27.722	37.277	30.609	328.2
23	2'00.001		25.034	27.688	36.935	30.344	326.2
24	2'04.742	P	26.441	28.322	37.939	32.040	328.2
25	2'52.204	P	35.148	30.718	40.205	33.188	
26	12'56.776		26.746	29.917	37.538	30.610	
27	1'59.996		24.976	27.674	36.950	30.396	328.2
28	2'06.910	P	25.086	27.824	41.292	32.708	328.2
29	15'19.441		26.517	31.928	39.978	31.056	
30	2'04.396		25.423	30.237	37.992	30.744	330.2
31	2'01.641		25.226	28.080	37.540	30.795	329.2
32	2'11.356	P	25.349	31.493	40.545	33.969	325.3
33	17'13.540		26.636	29.508	38.325	30.466	
34	1'59.263		24.825	27.487	36.674	30.277	330.2
35	2'02.250	P	24.647	27.388	36.919	33.296	330.2
36	55'50.786		28.515	31.020	37.843	30.488	

Fastest Lap: Franco MORBIDELLI Pertamina Enduro VR46 ITA **1'57.210** 24.367 27.076 36.115 29.652

These data/results cannot be reproduced, stored and/or transmitted in whole or in part by any manner of electronic, mechanical, photocopying, recording, broadcasting or otherwise now known or herein after developed without the previous express consent by the copyright owner, except for reproduction in daily press and regular printed publications on sale to the public within 60 days of the event related to those data/results and always provided that copyright symbol appears together as follows below.

© DORNA, 2025

Official MotoGP Timing by TISSOT

www.motogp.com

Sepang, Thursday, February 06, 2025

Page 6 of 12



Day 2 Session

MotoGP

Lap	Lap Time	T1	T2	T3	T4	Speed
37	2'04.865	26.160	27.954	40.122	30.629	332.3
38	2'00.375	25.056	27.660	37.157	30.502	329.2
39	2'04.597 P	25.011	27.810	37.559	34.217	328.2
40	12'12.937	26.804	29.097	38.030	30.885	
41	2'00.416	25.144	27.746	37.030	30.496	327.2
42	2'00.099	24.873	27.729	37.044	30.453	329.2
43	2'06.837 P	25.750	29.491	37.658	33.938	321.4
44	16'42.839	26.700	29.233	38.256	30.996	
45	2'05.417	25.235	27.858	41.331	30.993	326.2
46	2'01.243	25.161	27.983	37.281	30.818	325.3
47	2'13.400 P	28.345	29.431	40.897	34.727	319.5
48	9'55.145	25.675	28.749	38.307	30.983	
49	2'01.190	25.201	27.965	37.400	30.624	328.2
50	2'04.141 P	25.429	28.551	37.785	32.376	324.3
51	7'42.480	28.881	28.436	37.464	30.333	
52	1'58.526	24.711	27.329	36.434	30.052	330.2
53	1'58.300	24.585	27.349	36.334	30.032	330.2
54	1'59.427	24.838	27.615	36.731	30.243	330.2

13th		42	Alex RINS	Monster Energy Yamaha		SPA
	Runs=14	Total laps=60	Full laps=33	Valid laps=36		
1	2'12.576	26.836	30.771	39.946	31.563	
2	2'02.922	25.706	28.437	37.952	30.827	326.2
3	2'00.907	25.055	28.019	37.358	30.475	330.2
4	2'00.706	25.081	27.964	37.176	30.485	328.2
5	2'07.326 P	26.420	29.825	38.375	32.706	331.2
6	8'19.459	25.248	29.175	38.350	30.640	
7	2'00.472	25.152	27.859	37.176	30.285	329.2
8	2'00.033	24.924	27.645	37.244	30.220	334.3
9	1'59.962	24.877	27.772	37.089	30.224	330.2
10	2'11.285 P	27.520	28.498	41.041	34.226	329.2
11	6'26.596	26.778	29.144	38.957	30.869	
12	2'01.089	25.255	27.994	37.467	30.373	328.2
13	2'00.102	24.897	27.789	37.163	30.253	330.2
14	2'00.134	24.999	27.723	37.198	30.214	334.3
15	2'10.071 P	24.919	30.192	41.765	33.195	331.2
16	13'06.584	24.743	28.970	38.157	30.602	
17	2'00.177	25.111	27.833	36.980	30.253	330.2
18	2'00.369	25.091	27.763	37.149	30.366	332.3
19	2'00.017	24.909	27.756	37.024	30.328	330.2
20	2'08.485 P	27.814	29.728	37.922	33.021	322.3
21	11'10.674	24.401	28.680	37.734	30.479	
22	1'58.413	24.718	27.235	36.602	29.858	333.3
23	1'58.275	24.536	27.289	36.530	29.920	332.3
24	2'15.027 P	28.202	32.028	40.883	33.914	321.4
25	20'59.966	24.444	28.629	38.046	30.434	
26	1'58.834	24.722	27.456	36.627	30.029	328.2
27	2'00.742	24.556	27.395	38.367	30.424	331.2
28	1'58.887	24.688	27.421	36.703	30.075	331.2
29	2'13.279	28.150	32.244	42.481	30.404	333.3
30	2'01.664 P	24.730	27.440	36.713	32.781	332.3
31	18'25.042	24.741	28.552	42.640	30.500	
32	1'59.880	25.027	27.545	37.023	30.285	322.3
33	2'00.066	24.714	27.775	37.163	30.414	330.2

Lap	Lap Time	T1	T2	T3	T4	Speed
34	1'59.801	24.789	27.627	36.920	30.465	329.2
35	2'14.781 P	28.756	31.295	41.049	33.681	312.1
36	36:38'04.290	24.862	29.854	38.590	30.824	
37	2'23.621 P	26.541	39.735			298.3
38	20'29.529	27.953	31.438	41.580	34.487	
39	2'14.652	26.492	33.245	42.669	32.246	321.4
40	2'09.084 P	26.352	30.130	38.236	34.366	322.3
41	15'34.832	24.538	29.147	39.322	31.190	
42	2'01.936	25.310	28.070	38.043	30.513	325.3
43	2'05.101 P	24.902	29.144	38.852	32.203	327.2
44	9'42.770	24.056	28.713	37.984	30.398	
45	1'58.787	24.705	27.377	36.670	30.035	328.2
46	1'59.303	24.688	27.424	36.803	30.388	328.2
47	1'59.266	24.638	27.576	36.832	30.220	328.2
48	2'14.461 P	27.917	33.019	40.101	33.424	308.5
49	15'13.689	24.181	28.668	38.039	30.584	
50	1'59.431	24.779	27.610	36.886	30.156	329.2
51	1'59.469	24.713	27.642	36.885	30.229	328.2
52	1'59.707	24.775	27.713	36.971	30.248	327.2
53	2'13.914 P	28.396	31.785	40.836	32.897	331.2
54	12'32.015	24.442	28.432	37.758	30.435	
55	1'58.361	24.612	27.289	36.407	30.053	331.2
56	2'02.757	26.386	28.810	37.399	30.162	314.8
57	1'58.275	24.466	27.358	36.505	29.946	330.2
	unfinished	29.637	31.433			323.3
58	2'04.451	28.761	28.283	37.280	30.127	
59	2'00.540	25.251	27.844	37.337	30.108	331.2
60	1'58.444	24.515	27.479	36.512	29.938	330.2

14th		93	Marc MARQUEZ	Ducati Lenovo Team		SPA
	Runs=12	Total laps=45	Full laps=23	Valid laps=24		
1	24'34.186	28.442	30.263	40.739	30.909	
2	2'02.055	25.228	28.621	37.791	30.415	329.2
3	1'59.412	24.879	27.610	37.013	29.910	330.2
4	1'58.648	24.712	27.375	36.521	30.040	335.4
5	2'05.506 P	25.671	28.605	38.299	32.931	326.2
6	13'13.098	26.487	30.205	38.982	30.964	
7	1'59.853	24.978	27.668	37.058	30.149	335.4
8	1'59.313	24.807	27.461	36.986	30.059	336.4
9	1'58.764	24.834	27.306	36.693	29.931	335.4
10	2'07.233 P	26.127	29.043	38.901	33.162	332.3
11	54'23.465	26.046	29.776	39.430	30.774	
12	2'07.095 P	26.185	28.540	39.105	33.265	333.3
13	26'15.807	25.824	28.802	38.245	30.585	
14	2'01.618	25.300	28.049	37.765	30.504	333.3
15	2'04.076 P	25.274	28.100	37.654	33.048	331.2
16	38'37.600	24.871	28.885	38.327	30.661	
17	2'00.710	25.219	27.769	37.352	30.370	332.3
18	2'00.099	24.906	27.768	37.074	30.351	333.3
19	2'06.193 P	25.918	29.110	38.522	32.643	326.2
20	14'15.646	25.000	28.514	38.009	30.121	
21	1'58.672	24.827	27.247	36.616	29.982	332.3
22	1'58.598	24.632	27.297	36.658	30.011	333.3
23	1'58.447	24.684	27.284	36.578	29.901	333.3

Fastest Lap: Franco MORBIDELLI Pertamina Enduro VR46 ITA **1'57.210** 24.367 27.076 36.115 29.652

These data/results cannot be reproduced, stored and/or transmitted in whole or in part by any manner of electronic, mechanical, photocopying, recording, broadcasting or otherwise now known or herein after developed without the previous express consent by the copyright owner, except for reproduction in daily press and regular printed publications on sale to the public within 60 days of the event related to those data/results and always provided that copyright symbol appears together as follows below.

© DORNA, 2025

Official MotoGP Timing by TISSOT

www.motogp.com

Sepang, Thursday, February 06, 2025

Page 7 of 12



Day 2 Session

MotoGP

Lap	Lap Time		T1	T2	T3	T4	Speed
24	2'07.158	P	25.839	29.533	39.119	32.667	326.2
25	25'39.654		25.020	28.429	38.035	30.509	
26	1'59.905		24.903	27.666	37.059	30.277	333.3
27	2'00.024		24.882	27.417	37.428	30.297	333.3
28	1'59.262		24.859	27.504	36.791	30.108	334.3
29	1'58.927		24.770	27.537	36.653	29.967	334.3
30	1'58.963		24.774	27.375	36.736	30.078	332.3
31	2'10.789	P	26.716	30.166	40.220	33.687	321.4
32	12'58.610		26.761	30.786	41.714	31.621	
unfinished							285.7
33	2'03.920	*	24.746	29.274	38.927	30.973	
34	2'01.315		25.286	27.899	37.621	30.509	330.2
35	2'00.086		24.923	27.638	37.218	30.307	334.3
36	2'06.366	P	25.763	29.276	38.928	32.399	332.3
37	13'32.701		24.537	28.535	38.239	30.470	
38	1'59.840		24.895	27.592	37.112	30.241	332.3
39	1'59.502		24.816	27.665	36.853	30.168	333.3
40	2'07.228	P	26.035	29.312	38.972	32.909	324.3
41	16'21.242		25.086	28.687	38.202	30.594	
42	2'00.933		25.013	27.961	37.608	30.351	333.3
43	1'59.801		24.887	27.777	36.938	30.199	333.3
44	2'06.845	P	26.184	29.075	38.834	32.752	323.3
45	13'42.994		24.539	28.889	38.190	30.164	
unfinished			24.494	27.151			333.3

15th **10** **Luca MARINI** Honda HRC Castrol ITA
Runs=13 Total laps=56 Full laps=30 Valid laps=30

1	36'03.870		26.132	28.877	37.837	30.563	
2	2'00.170		25.096	27.574	37.204	30.296	328.2
3	2'00.126		25.081	27.864	36.814	30.367	331.2
4	1'59.451		24.872	27.400	36.904	30.275	332.3
5	2'12.512	P	28.510	30.278	40.309	33.415	296.7
6	13'16.408		25.875	28.661	39.807	31.809	
7	2'04.115		25.168	30.603	37.733	30.611	326.2
8	2'00.657		25.139	27.684	37.118	30.716	327.2
9	2'00.345		25.064	27.650	37.073	30.558	326.2
10	2'01.846	P	25.070	27.633	37.207	31.936	330.2
11	38'01.415		25.723	28.995	37.790	30.753	
12	2'00.969		25.211	27.708	37.331	30.719	330.2
13	2'01.007		25.194	27.837	37.216	30.760	330.2
14	2'07.396	P	27.779	28.933	38.368	32.316	313.9
15	16'14.567		26.215	28.405	37.570	30.606	
16	2'00.357		25.228	27.597	36.906	30.626	327.2
17	2'04.409		25.089	27.577	40.261	31.482	327.2
18	2'09.408	P	26.750	30.089	39.656	32.913	328.2
19	8'29.752		29.140	28.113	37.463	30.791	
20	2'00.114		25.013	27.556	37.038	30.507	331.2
21	2'00.015		25.091	27.707	36.900	30.317	329.2
22	2'09.227	P	26.496	30.213	40.018	32.500	327.2
23	8'28.121		26.071	28.109	37.635	30.675	
24	2'00.211		25.034	27.619	37.076	30.482	328.2
25	2'14.561		28.003	30.941	40.906	34.711	329.2
26	2'02.329	P	25.209	27.725	37.138	32.257	324.3
27	16'52.034		25.694	28.145	37.438	30.590	

Lap	Lap Time		T1	T2	T3	T4	Speed
28	2'00.516		25.161	27.766	37.110	30.479	326.2
29	2'00.612		25.131	27.881	37.055	30.545	328.2
30	2'02.683	P	25.118	27.871	37.160	32.534	328.2
31	2'48'28.784		29.023	29.420	38.607	31.182	
32	2'02.099		25.411	28.090	37.568	31.030	326.2
33	2'14.142	P	27.294	32.339	40.730	33.779	321.4
34	25'57.664		27.651	29.354	38.221	30.840	
35	1'59.347		24.907	27.283	36.864	30.293	328.2
36	2'02.194		24.827	27.231	39.579	30.557	324.3
37	1'59.214		24.878	27.300	36.599	30.437	325.3
38	2'12.479	P	27.600	30.604	40.700	33.575	300.8
39	8'49.734		24.933	27.988	37.405	30.387	
40	1'59.539		24.832	27.369	36.778	30.560	327.2
41	1'59.183		24.833	27.364	36.753	30.233	328.2
42	2'12.152	P	27.594	30.589	40.166	33.803	325.3
43	12'18.780		25.508	28.221	37.216	30.556	
44	1'59.430		24.911	27.433	36.778	30.308	325.3
45	1'59.743		24.874	27.465	36.951	30.453	326.2
46	2'11.029	P	27.627	30.290	40.142	32.970	292.6
47	28'26.214		25.343	28.999	39.124	32.100	
48	1'59.684		24.907	27.513	36.878	30.386	326.2
49	1'59.287		24.832	27.446	36.655	30.354	326.2
50	2'10.176	P	27.886	29.625	39.616	33.049	296.7
51	8'53.767		25.820	28.360	38.879	30.536	
52	1'58.612		24.698	27.115	36.670	30.129	329.2
53	2'06.326		24.607	29.072	41.612	31.035	328.2
54	1'58.611		24.733	27.183	36.633	30.062	328.2
55	1'58.518		24.666	27.263	36.431	30.158	328.2
56	2'19.401	P	32.654	33.209	40.208	33.330	300.0

16th **12** **Maverick VIÑALES** Red Bull KTM Tech3 SPA
Runs=13 Total laps=61 Full laps=35 Valid laps=35

1	22'31.517		25.172	28.975	38.065	31.038	
2	2'00.389		25.219	27.616	37.239	30.315	331.2
3	2'00.577		25.010	28.031	37.153	30.383	331.2
4	2'01.362		24.907	27.445	38.457	30.553	332.3
5	2'00.350		25.065	27.599	37.227	30.459	333.3
6	2'04.270	P	24.993	27.550	37.152	34.575	333.3
7	13'33.684		25.012	28.629	38.819	30.580	
8	2'00.241		25.016	27.640	37.118	30.467	332.3
9	2'00.380		25.066	27.724	37.249	30.341	332.3
10	2'00.450		24.946	27.811	37.216	30.477	334.3
11	2'08.100	P	26.878	30.454	38.081	32.687	320.4
12	10'00.194		25.376	28.412	37.464	30.537	
13	2'01.911		26.287	27.827	37.222	30.575	335.4
14	2'01.010		25.076	27.829	37.426	30.679	332.3
15	2'09.977	P	26.604	30.579	39.385	33.409	332.3
16	11'39.729		24.356	28.286	37.362	30.186	
17	1'59.193		24.748	27.310	37.068	30.067	336.4
18	1'58.924		24.685	27.343	36.843	30.053	334.3
19	2'03.383	P	24.749	27.297	36.807	34.530	333.3
20	24'06.699		25.593	29.472	37.730	30.768	
21	1'59.695		24.965	27.436	36.886	30.408	332.3
22	1'59.616		24.863	27.410	37.067	30.276	334.3

Fastest Lap: Franco MORBIDELLI Pertamina Enduro VR46 ITA **1'57.210** 24.367 27.076 36.115 29.652

These data/results cannot be reproduced, stored and/or transmitted in whole or in part by any manner of electronic, mechanical, photocopying, recording, broadcasting or otherwise now known or herein after developed without the previous express consent by the copyright owner, except for reproduction in daily press and regular printed publications on sale to the public within 60 days of the event related to those data/results and always provided that copyright symbol appears together as follows below.

© DORNA, 2025

Official MotoGP Timing by TISSOT

www.motogp.com

Sepang, Thursday, February 06, 2025

Page 8 of 12



Day 2 Session

MotoGP

Lap	Lap Time	T1	T2	T3	T4	Speed	Lap	Lap Time	T1	T2	T3	T4	Speed		
23	1'59.716	24.826	27.486	37.107	30.297	332.3	13	32'22.747	26.867	29.691	37.924	30.300			
24	1'59.645	24.888	27.472	36.996	30.289	331.2	14	1'59.964	24.901	27.759	37.136	30.168	333.3		
25	1'59.927	24.945	27.581	37.020	30.381	332.3	15	2'00.147	24.814	27.650	37.518	30.165	332.3		
26	2'08.946	P	27.032	30.074	38.564	33.276	321.4	16	2'00.011	24.975	27.674	37.102	30.260	332.3	
27	14'26.557		24.343	28.138	38.095	30.770		17	2'09.022	P	24.793	32.663	39.472	32.094	330.2
28	2'01.477	25.045	27.657	37.364	31.411	330.2	18	21'37.096	25.958	28.777	38.107	31.108			
29	2'01.519	25.099	28.543	37.258	30.619	331.2	19	2'01.084	25.026	28.060	37.575	30.423	330.2		
30	2'00.667	25.030	27.856	37.180	30.601	332.3	20	2'00.632	24.970	27.856	37.397	30.409	329.2		
31	2'09.247	P	25.161	30.725	39.756	33.605	330.2	21	2'03.820	P	24.927	27.868	37.492	33.533	330.2
32	13'07.861	25.167	28.240	37.751	30.743			22	3'07'08.369	26.640	31.137	38.995	30.832		
33	2'02.311	25.840	28.451	37.314	30.706	333.3	23	2'03.304	26.149	28.597	37.806	30.752	329.2		
34	2'01.082	25.030	27.962	37.416	30.674	333.3	24	2'00.657	25.003	27.902	37.412	30.340	329.2		
35	2'00.839	25.038	27.869	37.323	30.609	331.2	25	2'00.558	24.816	27.888	37.294	30.560	331.2		
36	2'13.061	P	27.720	31.613	40.164	33.564	328.2	26	2'04.408	P	24.917	27.896	38.718	32.877	331.2
37	43'28.981	25.791	29.466	38.435	30.789			27	33'21.505	26.711	30.456	38.445	30.669		
38	2'00.676	25.104	27.762	37.303	30.507	330.2	28	2'01.762	25.146	28.603	37.487	30.526	331.2		
39	1'59.989	24.931	27.555	37.047	30.456	330.2	29	2'01.145	25.144	27.918	37.428	30.655	329.2		
40	2'00.049	24.929	27.618	37.049	30.453	332.3	30	2'01.195	25.036	27.881	37.624	30.654	330.2		
41	2'06.550	P	26.120	27.861	39.482	33.087	332.3	31	2'00.424	24.888	27.870	37.146	30.520	331.2	
42	13'20.836	25.039	29.041	37.542	31.333			32	2'07.296	P	26.846	29.301	38.774	32.375	331.2
43	2'00.517	25.048	27.733	37.276	30.460	328.2	33	18'35.772	26.211	28.882	37.835	30.408			
44	2'17.708	P	25.475	35.472	42.375	34.386	330.2	34	2'07.723	24.650	28.716	43.270	31.087	330.2	
45	23'20.934	25.500	29.427	38.027	30.785			35	2'02.011	24.635	27.789	38.004	31.583	330.2	
46	1'59.834	24.888	27.620	37.025	30.301	330.2	36	1'59.068	24.459	27.591	36.945	30.073	332.3		
47	2'05.521	P	24.924	29.814	37.238	33.545	332.3	37	2'04.609	P	25.873	28.966	37.853	31.917	330.2
48	18'38.556	25.334	28.237	37.328	31.296			38	20'59.070	26.197	28.097	37.381	30.537		
49	2'00.936	25.377	27.798	37.234	30.527	329.2	39	1'59.387	24.652	27.571	36.978	30.186	330.2		
50	2'00.985	25.005	27.737	37.009	31.234	329.2	40	1'59.586	24.706	27.581	37.017	30.282	329.2		
51	2'00.668	24.929	28.101	37.151	30.487	330.2	41	1'59.555	24.689	27.578	36.988	30.300	330.2		
52	2'05.883	P	24.961	27.643	40.230	33.049	331.2	42	2'05.379	P	25.982	28.764	38.156	32.477	325.3
53	44'56.316	24.162	28.520	37.942	30.240			43	8'19.409	25.158	28.522	37.579	30.415		
54	1'59.040	24.840	27.546	36.666	29.988	332.3	44	1'58.532	24.623	27.327	36.524	30.058	329.2		
55	1'58.524	24.605	27.310	36.583	30.026	332.3	45	1'58.706	24.579	27.370	36.714	30.043	329.2		
56	2'04.840	P	24.677	27.257	39.568	33.338	332.3	46	2'05.058	P	26.697	28.805	37.574	31.982	330.2
57	10'51.491	24.490	28.329	37.335	30.516			47	17'02.524	28.825	29.414	37.820	30.706		
58	1'59.169	24.801	27.367	36.837	30.164	332.3	48	2'00.732	24.722	27.672	38.066	30.272	330.2		
59	2'00.253	24.717	27.438	37.117	30.981	332.3	49	2'01.948	27.083	27.618	36.944	30.303	332.3		
60	1'59.497	24.755	27.513	36.902	30.327	332.3	50	1'59.548	24.687	27.611	37.029	30.221	330.2		
61	2'06.379	P	27.349	27.633	37.012	34.385	327.2	51	2'10.091	P	26.786	31.368	37.862	34.075	328.2

17th	23	Enea BASTIANINI	Red Bull KTM Tech3	ITA			
Runs=10	Total laps=51	Full laps=31	Valid laps=31				
1	39'38.796	26.099	29.426	38.592	30.551		
2	2'00.755	25.262	27.639	37.346	30.508	329.2	
3	2'11.938	26.487	28.466	46.477	30.508	318.5	
4	2'05.034	28.478	28.470	37.732	30.354	329.2	
5	2'00.191	24.985	27.659	37.219	30.328	331.2	
6	2'00.054	24.893	27.716	37.126	30.319	332.3	
7	2'06.411	P	26.045	28.714	39.889	31.763	321.4
8	18'05.089	26.078	29.244	37.760	30.514		
9	2'00.592	25.116	27.801	37.243	30.432	330.2	
10	2'01.929	26.003	27.929	37.495	30.502	333.3	
11	2'00.637	25.028	27.964	37.195	30.450	330.2	
12	2'04.772	P	25.029	27.901	37.216	34.626	330.2

18th	79	Ai OGURA	Trackhouse MotoGP Te	JPN			
Runs=10	Total laps=60	Full laps=41	Valid laps=41				
1	33'25.608	30.979	31.341	39.578	31.430		
2	2'00.815	25.131	27.809	37.272	30.603	324.3	
3	1'59.878	24.763	27.516	36.958	30.641	326.2	
4	1'59.640	24.800	27.604	37.010	30.226	332.3	
5	2'00.494	24.741	27.498	37.726	30.529	331.2	
6	1'59.972	24.892	27.659	37.051	30.370	330.2	
7	2'11.010	P	26.625	30.133	40.287	33.965	323.3
8	18'14.885	33.685	31.418	39.418	31.109		
9	2'00.686	25.095	27.935	37.159	30.497	330.2	
10	2'00.530	24.969	27.725	37.189	30.647	328.2	
11	2'00.469	24.913	27.857	37.130	30.569	328.2	
12	2'00.350	24.967	27.745	37.102	30.536	330.2	

Fastest Lap: Franco MORBIDELLI Pertamina Enduro VR46 ITA **1'57.210** 24.367 27.076 36.115 29.652

These data/results cannot be reproduced, stored and/or transmitted in whole or in part by any manner of electronic, mechanical, photocopying, recording, broadcasting or otherwise now known or herein after developed without the previous express consent by the copyright owner, except for reproduction in daily press and regular printed publications on sale to the public within 60 days of the event related to those data/results and always provided that copyright symbol appears together as follows below.

© DORNA, 2025

Official MotoGP Timing by TISSOT

www.motogp.com

Sepang, Thursday, February 06, 2025

Page 9 of 12



Day 2 Session

MotoGP

Lap	Lap Time	T1	T2	T3	T4	Speed
13	2'00.991	24.963	28.013	37.156	30.859	332.3
14	2'13.153 P	27.064	31.733	40.657	33.699	311.2
15	17'29.143	28.755	32.247	41.253	31.505	
16	2'02.344	25.418	28.317	37.741	30.868	325.3
17	2'01.380	25.144	28.102	37.346	30.788	327.2
18	2'01.478	25.142	28.094	37.481	30.761	329.2
19	2'01.629	25.057	28.113	37.300	31.159	331.2
20	2'03.238 P	25.096	28.098	37.412	32.632	322.3
21	15'39.020	30.815	29.880	38.584	30.759	
22	1'58.611	24.707	27.215	36.650	30.039	332.3
23	2'03.954	24.553	27.251	40.847	31.303	332.3
24	1'59.421	24.589	27.510	36.896	30.426	331.2
25	1'59.160	24.570	27.378	36.884	30.328	332.3
26	2'12.320 P	27.576	30.275	40.245	34.224	333.3
27	26'33.695	29.389	29.904	38.885	30.962	
28	2'00.164	24.918	27.584	37.117	30.545	328.2
29	1'59.617	24.739	27.398	37.019	30.461	329.2
30	1'59.581	24.807	27.513	36.864	30.397	331.2
31	1'59.724	24.784	27.575	36.920	30.445	330.2
32	1'59.498	24.738	27.445	36.908	30.407	331.2
33	2'11.141 P	26.502	29.497	40.665	34.477	313.9
34	34'42'44.877	32.312	29.999	39.080	31.317	
35	2'00.994	25.133	27.826	37.167	30.868	326.2
36	2'00.657	24.931	27.766	37.208	30.752	330.2
37	2'02.811 P	24.825	27.829	37.286	32.871	331.2
38	16'52.806	28.429	29.961	39.225	31.080	
39	2'00.292	24.834	27.739	37.138	30.581	327.2
40	2'26.224 P	24.836	37.038	44.893	39.457	327.2
41	24'20.794	28.072	30.358	39.717	31.244	
42	2'00.834	24.926	27.938	37.345	30.625	326.2
43	2'20.221 P	25.977	34.114	42.647	37.483	328.2
44	20'27.468	27.688	29.778	38.662	31.108	
45	2'00.124	24.847	27.676	37.140	30.461	328.2
46	2'00.086	24.761	27.716	37.166	30.443	329.2
47	2'00.000	24.798	27.732	37.006	30.464	329.2
48	1'59.854	24.806	27.687	36.960	30.401	330.2
49	1'59.822	24.771	27.725	36.933	30.393	329.2
50	1'59.935	24.746	27.685	37.032	30.472	330.2
51	1'59.843	24.768	27.671	37.007	30.397	331.2
52	1'59.637	24.690	27.671	36.919	30.357	331.2
53	1'59.675	24.722	27.624	36.955	30.374	330.2
54	2'00.068	24.866	27.753	36.953	30.496	330.2
55	1'59.901	24.805	27.643	37.066	30.387	330.2
56	2'00.057	24.868	27.744	36.948	30.497	331.2
57	2'00.158	24.775	27.721	37.081	30.581	330.2
58	2'00.279	24.823	27.854	37.121	30.481	331.2
59	2'10.651 P	27.072	29.911	40.723	32.945	313.0
60	33'43.865 P	29.415	33.782	43.631	36.724	

19th	7	Augusto FERNANDEZ	Yamaha Factory Racing	SPA		
Runs=9	Total laps=37	Full laps=19	Valid laps=19			
1	29'12.644	29.099	30.831	39.687	31.794	
2	2'00.927	25.286	27.946	37.345	30.350	328.2
3	2'00.339	25.062	27.790	37.071	30.416	329.2

Lap	Lap Time	T1	T2	T3	T4	Speed
4	2'00.023	24.931	27.733	36.983	30.376	331.2
5	2'14.554 P	25.504	30.543	44.913	33.594	330.2
6	12'33.392	29.993	28.988	38.517	30.330	
7	1'58.960	24.728	27.530	36.675	30.027	333.3
8	1'58.697	24.624	27.436	36.659	29.978	332.3
9	2'12.296 P	27.001	31.727	40.344	33.224	324.3
10	30'48.804	26.895	29.723	38.420	30.804	
11	2'00.057	24.947	27.766	37.055	30.289	332.3
12	2'00.957	24.873	27.698	36.903	31.483	331.2
13	1'59.980	24.818	27.734	37.046	30.382	331.2
14	2'14.919 P	29.103	30.095	40.349	35.372	322.3
15	24'24.996	32.255	30.927	40.741	34.975	
16	2'06.520	25.794	28.109	38.365	34.252	313.9
17	2'02.603	25.410	28.094	37.855	31.244	324.3
18	2'05.457	25.228	28.270	40.370	31.589	326.2
19	2'02.189	25.235	28.231	37.637	31.086	327.2
20	2'14.032 P	28.688	31.219	39.653	34.472	326.2
21	28'37.037	27.922	30.557	39.354	31.362	
22	2'03.016	25.599	28.525	37.986	30.906	322.3
23	2'02.246	25.279	28.383	37.754	30.830	326.2
24	2'07.096 P	25.443	28.721	38.416	34.516	324.3
25	25'36'13.075	31.864	33.935	44.392	38.795	
26	2'08.771	29.292	30.486	38.089	30.904	320.4
27	2'08.786 P	25.396	29.522	38.543	35.325	327.2
28	20'50.043	27.002	30.156	38.660	30.872	
29	2'01.317	25.306	28.029	37.351	30.631	328.2
30	2'01.634	25.030	28.062	37.906	30.636	328.2
31	2'05.999 P	25.279	28.802	38.769	33.149	327.2
32	18'19.712	27.534	29.934	39.249	31.308	
33	2'02.420	25.390	28.294	37.868	30.868	325.3
34	2'02.131	25.221	28.342	37.740	30.828	328.2
35	2'12.238 P	25.453	31.372	39.463	35.950	326.2
36	14'44.601	27.548	35.051	40.709	31.782	
37	2'08.733 P	25.962	29.115	38.456	35.200	318.5

20th	35	Somkiat CHANTRA	IDEMITSU Honda LCR	THA		
Runs=15	Total laps=65	Full laps=37	Valid laps=37			
1	21'10.003	28.224	30.842	39.807	31.356	
2	2'04.521	25.912	28.856	38.591	31.162	326.2
3	2'04.250	25.957	28.807	38.394	31.092	325.3
4	2'04.157	25.554	28.733	38.692	31.178	328.2
5	2'14.460 P	27.355	30.750	41.493	34.862	319.5
6	12'02.871	32.319	34.848	38.391	30.270	
7	1'59.624	25.051	27.497	36.924	30.152	327.2
8	1'59.819	24.962	27.445	37.117	30.295	329.2
9	2'00.937	24.948	27.607	37.816	30.566	328.2
10	2'07.080 P	25.949	27.940	38.018	35.173	312.1
11	10'53.778	28.435	31.377	40.252	32.972	
12	2'00.934	25.057	27.945	37.376	30.556	335.4
13	2'00.252	24.958	27.709	37.179	30.406	334.3
14	2'00.651	24.873	27.781	37.514	30.483	332.3
15	2'14.685 P	27.456	31.083	41.535	34.611	332.3
16	21'47.832	28.501	30.468	40.847	31.194	
17	2'01.681	25.259	27.927	37.877	30.618	329.2

Fastest Lap: Franco MORBIDELLI Pertamina Enduro VR46 ITA **1'57.210** 24.367 27.076 36.115 29.652

These data/results cannot be reproduced, stored and/or transmitted in whole or in part by any manner of electronic, mechanical, photocopying, recording, broadcasting or otherwise now known or herein after developed without the previous express consent by the copyright owner, except for reproduction in daily press and regular printed publications on sale to the public within 60 days of the event related to those data/results and always provided that copyright symbol appears together as follows below.

© DORNA, 2025

Official MotoGP Timing by TISSOT

www.motogp.com

Sepang, Thursday, February 06, 2025

Page 10 of 12



Day 2 Session

MotoGP

Lap	Lap Time	T1	T2	T3	T4	Speed
18	2'02.150	25.175	27.899	38.570	30.506	328.2
19	2'01.176	25.098	28.056	37.522	30.500	329.2
20	2'16.752 P	28.547	30.394	40.790	37.021	332.3
21	15'34.221	28.237	30.735	42.168	34.386	
22	2'01.739	25.372	27.951	37.598	30.818	331.2
23	2'01.813	25.388	28.012	37.680	30.733	327.2
24	2'01.677	25.317	28.027	37.613	30.720	329.2
25	2'13.615 P	27.490	30.916	38.571	36.638	327.2
26	3'02.229 P	29.516	29.713	40.664	34.235	
27	18'14.822	31.165	31.935	41.987	30.688	
28	2'00.099	24.935	27.565	37.237	30.362	329.2
29	1'59.662	24.759	27.649	37.184	30.070	329.2
30	1'59.620	24.930	27.550	37.006	30.134	327.2
31	2'19.552 P	27.129	31.036	43.690	37.697	328.2
32	27'13.796	26.969	32.131	39.790	31.116	
33	2'00.915	25.116	27.755	37.569	30.475	327.2
34	2'00.724	25.055	27.668	37.391	30.610	328.2
35	2'00.282	25.033	27.616	37.181	30.452	325.3
36	2'00.505	24.915	27.672	37.481	30.437	328.2
37	2'19.494 P	26.905	32.236	43.210	37.143	326.2
38	25'32.469	27.366	28.852	38.099	30.768	
39	2'01.639	25.219	27.995	37.413	31.012	330.2
40	2'00.914	25.096	27.940	37.348	30.530	329.2
41	2'01.452	25.189	28.006	37.638	30.619	330.2
42	2'06.934 P	25.207	28.134	38.089	35.504	328.2
43	11'59.057	25.996	28.740	37.919	30.799	
44	2'20.759 P	25.998	34.369	41.508	38.884	324.3
45	21'41.811	26.888	28.993	38.072	30.972	
46	2'02.353	25.506	28.273	37.741	30.833	325.3
47	2'02.062	25.486	28.190	37.630	30.756	326.2
48	2'10.807 P	25.623	28.567	38.505	38.112	329.2
49	3'02.100 P	26.241	31.117	41.106	35.879	
50	21'57.887	33.055	30.796	39.944	30.805	
51	1'59.324	24.960	27.421	36.876	30.067	323.3
52	1'59.052	24.677	27.449	36.852	30.074	326.2
53	1'59.038	24.621	27.407	36.813	30.197	326.2
54	2'19.893 P	27.887	31.777	43.247	36.982	326.2
55	23'24.142	27.022	30.678	39.422	30.978	
56	2'00.718	24.978	27.810	37.238	30.692	327.2
57	2'00.274	24.897	27.650	37.301	30.426	326.2
58	2'00.093	25.017	27.723	37.039	30.314	326.2
59	2'17.001 P	27.033	31.934	41.974	36.060	327.2
60	13'32.240	26.247	29.732	39.211	31.130	
61	2'01.398	25.221	28.066	37.441	30.670	323.3
62	2'01.213	25.185	27.840	37.450	30.738	325.3
63	2'00.373	25.047	27.775	37.163	30.388	329.2
64	2'00.981	25.257	27.977	37.212	30.535	326.2
65	2'03.791 P	24.959	27.824	37.283	33.725	326.2

21st	51	Michele PIRRO	Ducati Test Team	ITA
		Runs=8	Total laps=46	Full laps=30 Valid laps=30
		11:33'13.743	29.890	31.081 39.817 31.415
		2	2'03.389	25.546 28.974 37.848 31.021 329.2
		3	2'01.720	25.415 27.967 37.340 30.998 334.3

Lap	Lap Time	T1	T2	T3	T4	Speed
4	2'01.396	25.238	28.016	37.297	30.845	331.2
5	2'17.424 P	27.816	30.896	40.930	37.782	332.3
6	22'37.291	28.978	30.923	39.156	31.362	
7	2'02.019	25.406	28.193	37.551	30.869	328.2
8	2'01.973	25.367	28.058	37.581	30.967	332.3
9	2'15.578 P	26.872	30.648	40.518	37.540	332.3
10	53'07.631	28.499	29.389	38.229	30.664	
11	2'00.322	25.142	27.405	37.204	30.571	330.2
12	1'59.899	24.869	27.597	37.003	30.430	329.2
13	2'00.208	24.935	27.700	37.082	30.491	330.2
14	2'00.679	25.217	27.670	37.146	30.646	331.2
15	2'00.649	25.034	27.902	37.087	30.626	329.2
16	2'00.827	25.001	27.801	37.418	30.607	330.2
17	2'00.922	25.086	27.878	37.258	30.700	330.2
18	2'09.881 P	27.462	29.386	37.890	35.143	331.2
19	28'13.769	27.862	29.566	38.320	30.706	
20	1'59.943	24.938	27.549	36.902	30.554	329.2
21	1'59.890	24.993	27.583	36.869	30.445	331.2
22	2'00.045	24.854	27.805	36.903	30.483	329.2
23	2'00.780	24.892	27.761	37.489	30.638	330.2
24	2'00.618	24.916	27.756	37.305	30.641	331.2
25	2'00.979	25.037	27.829	37.348	30.765	330.2
26	2'01.001	25.018	27.954	37.369	30.660	332.3
27	2'20.759 P	27.548	31.629	42.128	39.454	330.2
28	1:50'23.243	28.755	31.323	40.137	31.880	
29	2'25.766 P	27.187	34.130	41.899	42.550	324.3
30	30'05.612	32.983	34.206	44.003	32.752	
31	2'08.122	26.972	29.767	39.694	31.689	305.9
32	2'04.236	25.888	28.727	38.528	31.093	315.7
33	2'02.200	25.430	28.263	37.691	30.816	325.3
34	2'11.128 P	25.429	28.522	38.424	38.753	328.2
35	29'14.271	29.945	30.234	38.913	31.764	
36	2'02.590	25.735	28.320	37.696	30.839	326.2
37	2'10.229	25.935	34.888	38.313	31.093	314.8
38	2'01.975	25.307	28.147	37.616	30.905	332.3
39	2'16.546 P	26.348	30.673	40.825	38.700	331.2
40	21'52.572	28.460	32.114	40.179	30.670	
41	1'59.406	24.833	27.584	36.730	30.259	329.2
42	2'03.195	24.956	27.506	39.526	31.207	330.2
43	2'02.982	25.468	28.541	38.046	30.927	312.1
44	2'00.052	25.030	27.552	37.026	30.444	326.2
45	1'59.512	24.913	27.499	36.812	30.288	329.2
46	2'15.952 P	26.488	30.797	40.487	38.180	330.2

22nd	32	Lorenzo SAVADORI	Aprilia Racing	ITA
		Runs=11	Total laps=51	Full laps=30 Valid laps=32
		1	25'22.706	35.158 29.758 39.338 31.354
		2	2'13.998 P	27.593 29.532 43.800 33.073 260.2
		3	46'55.239	27.408 30.411 39.384 31.495
		4	2'04.376	25.612 28.305 38.948 31.511 329.2
		5	2'09.781	29.990 30.361 38.301 31.129 332.3
		6	2'01.499	25.196 27.880 37.638 30.785 330.2
		7	2'13.329 P	29.507 30.703 40.238 32.881 326.2
		8	35'49.088	32.064 29.053 39.332 31.212

Fastest Lap: Franco MORBIDELLI Pertamina Enduro VR46 ITA **1'57.210** 24.367 27.076 36.115 29.652

These data/results cannot be reproduced, stored and/or transmitted in whole or in part by any manner of electronic, mechanical, photocopying, recording, broadcasting or otherwise now known or herein after developed without the previous express consent by the copyright owner, except for reproduction in daily press and regular printed publications on sale to the public within 60 days of the event related to those data/results and always provided that copyright symbol appears together as follows below.

© DORNA, 2025

Official MotoGP Timing by TISSOT

www.motogp.com

Sepang, Thursday, February 06, 2025

Page 11 of 12



Day 2 Session

MotoGP

Lap	Lap Time	T1	T2	T3	T4	Speed	Lap	Lap Time	T1	T2	T3	T4	Speed
9	2'01.726	25.259	27.949	37.677	30.841	330.2							
10	2'02.573	25.159	27.855	38.593	30.966	333.3							
11	2'01.187	25.107	27.894	37.444	30.742	332.3							
12	2'01.642	25.155	27.961	37.701	30.825	332.3							
13	2'10.230 P	27.560	30.043	40.357	32.270	324.3							
14	15'59.323	42.298	29.195	39.084	31.202								
15	2'01.633	25.321	27.847	37.546	30.919	333.3							
16	2'01.283	25.197	27.746	37.559	30.781	331.2							
17	2'05.168	26.937	28.687	38.553	30.991	331.2							
18	2'01.405	25.091	27.926	37.646	30.742	332.3							
19	2'07.215 P	25.406	30.144	39.587	32.078	331.2							
20	23'16.238	41.616	30.806	39.113	31.500								
21	2'03.173	25.527	28.319	38.174	31.153	332.3							
22	2'02.196	25.350	28.150	37.709	30.987	332.3							
23	2'02.736	25.512	28.186	37.811	31.227	332.3							
24	2'02.673	25.414	28.221	37.978	31.060	331.2							
25	2'10.706 P	27.730	29.716	40.077	33.183	329.2							
26	26:47'30.647	30.666	28.845	38.331	30.759								
27	2'23.434 P	28.037	33.959	44.890	36.548	334.3							
28	20'22.934	31.233	29.901	38.694	30.997								
29	2'01.142	25.145	27.775	37.454	30.768	331.2							
30	2'05.428	26.554	29.195	38.350	31.329	333.3							
31	2'01.160	25.009	28.231	37.249	30.671	332.3							
32	2'11.307 P	26.787	30.214	40.483	33.823	324.3							
33	10'12.476	32.451	31.954	39.686	31.488								
34	2'00.716	25.109	27.616	37.357	30.634	328.2							
35	2'00.623	24.960	27.630	37.339	30.694	334.3							
36	2'00.847	25.057	27.748	37.271	30.771	330.2							
37	2'15.166 P	31.909	28.781	39.113	35.363	323.3							
38	14'37.640	31.459	31.850	39.669	32.312								
39	2'01.448	25.429	27.899	37.497	30.623	329.2							
40	2'00.687	24.975	27.671	37.291	30.750	331.2							
41	2'01.043	25.053	27.797	37.416	30.777	330.2							
42	2'12.660	26.700	29.136	38.815	38.009	317.6							
unfinished						135.3							
43	2'17.725 *	29.621 *	30.021	39.774	38.309								
44	2'02.393	25.470	28.101	37.835	30.987	329.2							
45	2'01.839	25.294	28.061	37.628	30.856	334.3							
46	2'02.098	25.344	27.979	37.813	30.962	333.3							
47	2'01.604	25.194	27.999	37.522	30.889	329.2							
48	2'13.364 P	27.988	30.556	40.166	34.654	331.2							
49	8'24.356	31.288	28.656	37.718	30.722								
50	1'59.771	24.819	27.539	36.989	30.424	336.4							
51	2'04.207	26.858	28.317	38.242	30.790	333.3							

Fastest Lap:	Franco MORBIDELLI	Pertamina Enduro VR46	ITA	1'57.210	24.367	27.076	36.115	29.652
---------------------	-------------------	-----------------------	-----	-----------------	--------	--------	--------	--------

These data/results cannot be reproduced, stored and/or transmitted in whole or in part by any manner of electronic, mechanical, photocopying, recording, broadcasting or otherwise now known or herein after developed without the previous express consent by the copyright owner, except for reproduction in daily press and regular printed publications on sale to the public within 60 days of the event related to those data/results and always provided that copyright symbol appears together as follows below.

© DORNA, 2025

Official MotoGP Timing by TISSOT

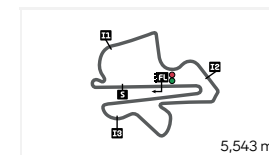
www.motogp.com

Sepang, Thursday, February 06, 2025

BEST PARTIAL TIMES

MALAYSIA MOTOGP OFFICIAL TEST

DAY 2 SESSION



Petronas Sepang International Circuit

IT Ideal Lap Time, sum of the best partial times

BT Best Lap Time

Pos	T1		T2		T3		T4		Pos	Rider	IT	BT	
	Rider	Time	Rider	Time	Rider	Time	Rider	Time					
1	F.QUARTARARO	24.236	F.QUARTARARO	26.933	F.MORBIDELLI	36.115	F.MORBIDELLI	29.652	1	F.QUARTARARO	1'57.089	1'57.324	(2)
2	P.ACOSTA	24.335	F.BAGNAIA	26.982	F.QUARTARARO	36.197	F.ALDEGUER	29.666	2	F.MORBIDELLI	1'57.167	1'57.210	(1)
3	F.BAGNAIA	24.361	A.MARQUEZ	26.982	J.MIR	36.212	A.MARQUEZ	29.720	3	A.MARQUEZ	1'57.307	1'57.340	(3)
4	A.MARQUEZ	24.363	F.MORBIDELLI	27.033	F.BAGNAIA	36.234	F.QUARTARARO	29.723	4	F.BAGNAIA	1'57.425	1'57.652	(5)
5	F.MORBIDELLI	24.367	J.MILLER	27.080	A.MARQUEZ	36.242	B.BINDER	29.758	5	F.ALDEGUER	1'57.536	1'57.545	(4)
6	J.MIR	24.380	J.MIR	27.104	F.ALDEGUER	36.322	P.ACOSTA	29.823	6	J.MIR	1'57.656	1'57.791	(6)
7	M.BEZZECCHI	24.421	M.OLIVEIRA	27.110	J.ZARCO	36.334	M.OLIVEIRA	29.828	7	P.ACOSTA	1'57.765	1'57.805	(7)
8	F.ALDEGUER	24.422	L.MARINI	27.115	P.ACOSTA	36.378	F.BAGNAIA	29.848	8	J.MILLER	1'57.848	1'58.005	(10)
9	E.BASTIANINI	24.459	F.ALDEGUER	27.126	M.BEZZECCHI	36.380	A.RINS	29.858	9	B.BINDER	1'57.938	1'58.132	(11)
10	A.RINS	24.466	J.ZARCO	27.144	A.RINS	36.407	J.MILLER	29.884	10	A.RINS	1'57.966	1'58.275	(13)
11	J.MILLER	24.473	B.BINDER	27.151	J.MILLER	36.411	M.MARQUEZ	29.901	11	M.OLIVEIRA	1'57.971	1'57.971	(8)
12	M.MARQUEZ	24.494	M.MARQUEZ	27.151	L.MARINI	36.431	J.ZARCO	29.928	12	J.ZARCO	1'57.991	1'58.138	(12)
13	B.BINDER	24.496	A.OGURA	27.215	M.OLIVEIRA	36.515	J.MIR	29.960	13	M.BEZZECCHI	1'57.995	1'57.995	(9)
14	M.OLIVEIRA	24.518	P.ACOSTA	27.229	M.MARQUEZ	36.521	M.BEZZECCHI	29.962	14	M.MARQUEZ	1'58.067	1'58.447	(14)
15	A.OGURA	24.553	M.BEZZECCHI	27.232	E.BASTIANINI	36.524	A.FERNANDEZ	29.978	15	L.MARINI	1'58.215	1'58.518	(15)
16	J.ZARCO	24.585	A.RINS	27.235	B.BINDER	36.533	M.VIÑALES	29.988	16	E.BASTIANINI	1'58.353	1'58.532	(17)
17	M.VIÑALES	24.605	M.VIÑALES	27.257	M.VIÑALES	36.583	A.OGURA	30.039	17	M.VIÑALES	1'58.433	1'58.524	(16)
18	L.MARINI	24.607	E.BASTIANINI	27.327	A.OGURA	36.650	E.BASTIANINI	30.043	18	A.OGURA	1'58.457	1'58.611	(18)
19	S.CHANTRA	24.621	M.PIRRO	27.405	A.FERNANDEZ	36.659	L.MARINI	30.062	19	A.FERNANDEZ	1'58.697	1'58.697	(19)
20	A.FERNANDEZ	24.624	S.CHANTRA	27.407	M.PIRRO	36.730	S.CHANTRA	30.067	20	S.CHANTRA	1'58.908	1'59.038	(20)
21	L.SAVADORI	24.819	A.FERNANDEZ	27.436	S.CHANTRA	36.813	M.PIRRO	30.259	21	M.PIRRO	1'59.227	1'59.406	(21)
22	M.PIRRO	24.833	L.SAVADORI	27.539	L.SAVADORI	36.989	L.SAVADORI	30.424	22	L.SAVADORI	1'59.771	1'59.771	(22)

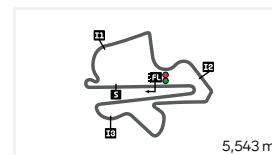
These data/results cannot be reproduced, stored and/or transmitted in whole or in part by any manner of electronic, mechanical, photocopying, recording, broadcasting or otherwise now known or herein after developed without the previous express consent by the copyright owner, except for reproduction in daily press and regular printed publications on sale to the public within 60 days of the event related to those data/results and always provided that copyright symbol appears together as follows below.

© DORNA, 2025

FASTEST LAPS SEQUENCE

MALAYSIA MOTOGP OFFICIAL TEST

DAY 2 SESSION


 Petronas Sepang International
Circuit

<i>Practice Time</i>	<i>#</i>	<i>Rider</i>	<i>Nation</i>	<i>Motorcycle</i>	<i>Time</i>	<i>Km/h</i>	<i>Rider's Lap</i>
4'15.498	42	Alex RINS	SPA	YAMAHA	2'02.922	162.3	2
4'20.735	72	Marco BEZZECCHI	ITA	APRILIA	2'00.028	166.2	2
6'20.662	72	Marco BEZZECCHI	ITA	APRILIA	1'59.927	166.3	3
7'09.921	63	Francesco BAGNAIA	ITA	DUCATI	1'59.426	167.0	3
9'08.921	63	Francesco BAGNAIA	ITA	DUCATI	1'59.000	167.6	4
13'35.787	54	Fermin ALDEGUER	SPA	DUCATI	1'58.990	167.7	3
15'34.527	54	Fermin ALDEGUER	SPA	DUCATI	1'58.740	168.0	4
24'46.846	20	Fabio QUARTARARO	FRA	YAMAHA	1'58.736	168.0	2
26'45.100	20	Fabio QUARTARARO	FRA	YAMAHA	1'58.254	168.7	3
34'44.106	54	Fermin ALDEGUER	SPA	DUCATI	1'57.545	169.7	8
41'51.972	20	Fabio QUARTARARO	FRA	YAMAHA	1'57.324	170.0	6
1:04'01.954	21	Franco MORBIDELLI	ITA	DUCATI	1'57.210	170.2	18

These data/results cannot be reproduced, stored and/or transmitted in whole or in part by any manner of electronic, mechanical, photocopying, recording, broadcasting or otherwise now known or herein after developed without the previous express consent by the copyright owner, except for reproduction in daily press and regular printed publications on sale to the public within 60 days of the event related to those data/results and always provided that copyright symbol appears together as follows below.

© DORNA, 2025

Official MotoGP Timing by www.motogp.com

Sepang, Thursday, February 06, 2025