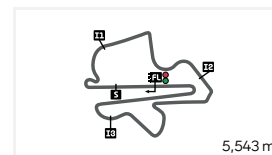


CLASSIFICATION

MALAYSIA MOTOGP OFFICIAL TEST

DAY 3 SESSION



Petronas Sepang International Circuit

#	Rider	Nation	Team	Motorcycle	Time	Lap Total	Gap	T. Speed
1	73 Alex MARQUEZ	SPA	Gresini Racing MotoGP	DUCATI	1'56.493	15 50		338.5
2	63 Francesco BAGNAIA	ITA	Ducati Lenovo Team	DUCATI	1'56.500	11 55	0.007 0.007	340.6
3	20 Fabio QUARTARARO	FRA	Monster Energy Yamaha MotoGP Team	YAMAHA	1'56.724	10 58	0.231 0.224	338.5
4	21 Franco MORBIDELLI	ITA	Pertamina Enduro VR46 Racing Team	DUCATI	1'56.948	5 41	0.455 0.224	337.5
5	93 Marc MARQUEZ	SPA	Ducati Lenovo Team	DUCATI	1'57.042	23 70	0.549 0.094	337.5
6	37 Pedro ACOSTA	SPA	Red Bull KTM Factory Racing	KTM	1'57.175	15 59	0.682 0.133	342.8
7	5 Johann ZARCO	FRA	CASTROL Honda LCR	HONDA	1'57.204	13 64	0.711 0.029	335.4
8	36 Joan MIR	SPA	Honda HRC Castrol	HONDA	1'57.279	54 55	0.786 0.075	336.4
9	72 Marco BEZZECCHI	ITA	Aprilia Racing	APRILIA	1'57.328	8 61	0.835 0.049	335.4
10	42 Alex RINS	SPA	Monster Energy Yamaha MotoGP Team	YAMAHA	1'57.351	25 53	0.858 0.023	334.3
11	54 Fermin ALDEGUER	SPA	Gresini Racing MotoGP	DUCATI	1'57.401	8 43	0.908 0.050	335.4
12	43 Jack MILLER	AUS	Prima Pramac Yamaha MotoGP	YAMAHA	1'57.452	12 27	0.959 0.051	337.5
13	33 Brad BINDER	RSA	Red Bull KTM Factory Racing	KTM	1'57.614	7 55	1.121 0.162	339.6
14	79 Ai OGURA	JPN	Trackhouse MotoGP Team	APRILIA	1'57.754	11 55	1.261 0.140	336.4
15	10 Luca MARINI	ITA	Honda HRC Castrol	HONDA	1'57.789	19 59	1.296 0.035	333.3
16	12 Maverick VIÑALES	SPA	Red Bull KTM Tech3	KTM	1'57.865	57 59	1.372 0.076	335.4
17	88 Miguel OLIVEIRA	POR	Prima Pramac Yamaha MotoGP	YAMAHA	1'57.960	9 35	1.467 0.095	340.6
18	23 Enea BASTIANINI	ITA	Red Bull KTM Tech3	KTM	1'58.011	43 44	1.518 0.051	338.5
19	35 Somkiat CHANTRA	THA	IDEMITSU Honda LCR	HONDA	1'58.129	17 69	1.636 0.118	337.5
20	51 Michele PIRRO	ITA	Ducati Test Team	DUCATI	1'59.121	14 54	2.628 0.992	335.4
21	32 Lorenzo SAVADORI	ITA	Aprilia Racing	APRILIA	1'59.169	58 65	2.676 0.048	337.5
22	4 Andrea DOVIZIOSO	ITA	Yamaha Factory Racing	YAMAHA	1'59.929	26 58	3.436 0.760	332.3

No time set

7 Augusto FERNANDEZ SPA Yamaha Factory Racing YAMAHA

Practice condition: Dry

Air: 31°
Humidity: 62%
Ground: 42°

Fastest Lap:	Lap: 15	Alex MARQUEZ	1'56.493	171.2 Km/h
Best Race Lap:	2023	Alex MARQUEZ	1'58.979	167.7 Km/h
All-Time Lap Record:	2024	Francesco BAGNAIA	1'56.337	171.5 Km/h

The results are provisional until the end of the limit for protest and appeals.

Time limit for protest expires 60' after publication of the results - Time:

These data/results cannot be reproduced, stored and/or transmitted in whole or in part by any manner of electronic, mechanical, photocopying, recording, broadcasting or otherwise now known or herein after developed without the previous express consent by the copyright owner, except for reproduction in daily press and regular printed publications on sale to the public within 60 days of the event related to those data/results and always provided that copyright symbol appears together as follows below.

© DORNA, 2025

Official MotoGP Timing by

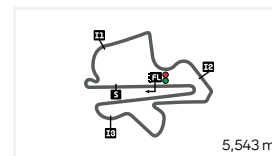
www.motogp.com

Sepang, Friday, February 07, 2025

COMBINED PRACTICE TIMES

MALAYSIA MOTOGP OFFICIAL TEST

DAY 3 SESSION



Petronas Sepang International Circuit

#	Rider	Nation	Team	Motorcycle	FP1	FP2	FP3	Gap
1	73 A.MARQUEZ	SPA	Gresini Racing MotoGP	DUCATI	1'57.738 42	1'57.340 9	1'56.493	15
2	63 F.BAGNAIA	ITA	Ducati Lenovo Team	DUCATI	1'58.947 23	1'57.652 35	1'56.500	11 0.007 0.007
3	20 F.QUARTARARO	FRA	Monster Energy Yamaha MotoGP Team	YAMAHA	1'57.555 50	1'57.324 6	1'56.724	10 0.231 0.224
4	21 F.MORBIDELLI	ITA	Pertamina Enduro VR46 Racing Team	DUCATI	1'58.114 55	1'57.210 18	1'56.948	5 0.455 0.224
5	93 M.MARQUEZ	SPA	Ducati Lenovo Team	DUCATI	1'57.606 52	1'58.447 23	1'57.042	23 0.549 0.094
6	37 P.ACOSTA	SPA	Red Bull KTM Factory Racing	KTM	1'58.396 35	1'57.805 39	1'57.175	15 0.682 0.133
7	5 J.ZARCO	FRA	CASTROL Honda LCR	HONDA	1'58.332 50	1'58.138 10	1'57.204	13 0.711 0.029
8	36 J.MIR	SPA	Honda HRC Castrol	HONDA	1'58.115 52	1'57.791 51	1'57.279	54 0.786 0.075
9	72 M.BEZZECCHI	ITA	Aprilia Racing	APRILIA	1'59.207 57	1'57.995 54	1'57.328	8 0.835 0.049
10	42 A.RINS	SPA	Monster Energy Yamaha MotoGP Team	YAMAHA	1'58.652 26	1'58.275 23	1'57.351	25 0.858 0.023
11	54 F.ALDEGUER	SPA	Gresini Racing MotoGP	DUCATI	1'58.035 43	1'57.545 8	1'57.401	8 0.908 0.050
12	43 J.MILLER	AUS	Prima Pramac Yamaha MotoGP	YAMAHA	1'58.298 60	1'58.005 53	1'57.452	12 0.959 0.051
13	33 B.BINDER	RSA	Red Bull KTM Factory Racing	KTM	1'58.507 64	1'58.132 55	1'57.614	7 1.121 0.162
14	79 A.OGURA	JPN	Trackhouse MotoGP Team	APRILIA	1'58.763 40	1'58.611 22	1'57.754	11 1.261 0.140
15	10 L.MARINI	ITA	Honda HRC Castrol	HONDA	1'58.704 51	1'58.518 55	1'57.789	19 1.296 0.035
16	12 M.VIÑALES	SPA	Red Bull KTM Tech3	KTM	1'58.552 62	1'58.524 55	1'57.865	57 1.372 0.076
17	88 M.OLIVEIRA	POR	Prima Pramac Yamaha MotoGP	YAMAHA	1'58.371 55	1'57.971 18	1'57.960	9 1.467 0.095
18	23 E.BASTIANINI	ITA	Red Bull KTM Tech3	KTM	1'59.597 29	1'58.532 44	1'58.011	43 1.518 0.051
19	35 S.CHANTRA	THA	IDEMITSU Honda LCR	HONDA	2'00.299 30	1'59.038 53	1'58.129	17 1.636 0.118
20	7 A.FERNANDEZ	SPA	Yamaha Factory Racing	YAMAHA	1'59.676 9	1'58.697	8	2.204 0.568
21	51 M.PIRRO	ITA	Ducati Test Team	DUCATI		1'59.406 41	1'59.121	14 2.628 0.424
22	32 L.SAVADORI	ITA	Aprilia Racing	APRILIA		1'59.771 50	1'59.169	58 2.676 0.048
23	4 A.DOVIZIOSO	ITA	Yamaha Factory Racing	YAMAHA			1'59.929	26 3.436 0.760

Pole Position Record:	2024	Francesco BAGNAIA	1'56.337	171.5 Km/h
Best Race Lap:	2023	Alex MARQUEZ	1'58.979	167.7 Km/h
All-Time Lap Record:	2024	Francesco BAGNAIA	1'56.337	171.5 Km/h

The results are provisional until the end of the limit for protest and appeals.

Time limit for protest expires 60' after publication of the results - Time:

These data/results cannot be reproduced, stored and/or transmitted in whole or in part by any manner of electronic, mechanical, photocopying, recording, broadcasting or otherwise now known or herein after developed without the previous express consent by the copyright owner, except for reproduction in daily press and regular printed publications on sale to the public within 60 days of the event related to those data/results and always provided that copyright symbol appears together as follows below.

© DORNA, 2025

Official MotoGP Timing by

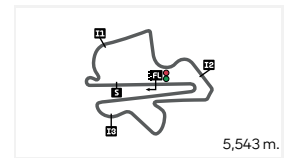
www.motogp.com

Sepang, Friday, February 07, 2025

TOP SPEED & AVERAGE

MALAYSIA MOTOGP OFFICIAL TEST

DAY 3 SESSION



Petronas Sepang International Circuit

#	Rider	Nation	Motorcycle	Top 5 speeds					Average	Top
37	Pedro ACOSTA	SPA	KTM	342.8	340.6	339.6	339.6	338.5	339.6	342.8
63	Francesco BAGNAIA	ITA	DUCATI	340.6	339.6	339.6	338.5	338.5	339.2	340.6
88	Miguel OLIVEIRA	POR	YAMAHA	340.6	336.4	335.4	335.4	335.4	336.4	340.6
33	Brad BINDER	RSA	KTM	339.6	339.6	338.5	337.5	337.5	338.4	339.6
20	Fabio QUARTARARO	FRA	YAMAHA	338.5	337.5	336.4	336.4	336.4	337.0	338.5
23	Enea BASTIANINI	ITA	KTM	338.5	338.5	336.4	336.4	335.4	337.0	338.5
73	Alex MARQUEZ	SPA	DUCATI	338.5	338.5	338.5	338.5	336.4	337.3	338.5
21	Franco MORBIDELLI	ITA	DUCATI	337.5	336.4	336.4	336.4	336.4	336.6	337.5
32	Lorenzo SAVADORI	ITA	APRILIA	337.5	335.4	335.4	334.3	333.3	334.2	337.5
35	Somkiat CHANTRA	THA	HONDA	337.5	335.4	332.3	332.3	332.3	333.3	337.5
43	Jack MILLER	AUS	YAMAHA	337.5	334.3	334.3	333.3	333.3	334.2	337.5
93	Marc MARQUEZ	SPA	DUCATI	337.5	337.5	337.5	336.4	336.4	336.8	337.5
36	Joan MIR	SPA	HONDA	336.4	336.4	335.4	334.3	334.3	335.4	336.4
79	Ai OGURA	JPN	APRILIA	336.4	335.4	335.4	335.4	335.4	335.6	336.4
5	Johann ZARCO	FRA	HONDA	335.4	334.3	334.3	333.3	332.3	333.3	335.4
12	Maverick VIÑALES	SPA	KTM	335.4	335.4	335.4	334.3	334.3	334.6	335.4
51	Michele PIRRO	ITA	DUCATI	335.4	334.3	334.3	334.3	333.3	333.9	335.4
54	Fermin ALDEGUER	SPA	DUCATI	335.4	335.4	335.4	334.3	334.3	334.9	335.4
72	Marco BEZZECCHI	ITA	APRILIA	335.4	335.4	335.4	335.4	334.3	334.9	335.4
42	Alex RINS	SPA	YAMAHA	334.3	334.3	333.3	333.3	332.3	333.0	334.3
10	Luca MARINI	ITA	HONDA	333.3	332.3	332.3	331.2	331.2	331.6	333.3
4	Andrea DOVIZIOSO	ITA	YAMAHA	332.3	331.2	331.2	330.2	329.2	330.0	332.3

These data/results cannot be reproduced, stored and/or transmitted in whole or in part by any manner of electronic, mechanical, photocopying, recording, broadcasting or otherwise now known or herein after developed without the previous express consent by the copyright owner, except for reproduction in daily press and regular printed publications on sale to the public within 60 days of the event related to those data/results and always provided that copyright symbol appears together as follows below.

© DORNA, 2025

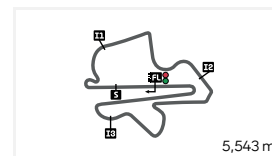
Official MotoGP Timing by www.motogp.com

Sepang, Friday, February 07, 2025

CHRONOLOGICAL ANALYSIS OF PERFORMANCES

MALAYSIA MOTOGP OFFICIAL TEST

DAY 3 SESSION



Petronas Sepang International Circuit

* Lap / Sector time cancelled
P Crossing the finish line in pit lane

T1 Time from finish line to 1st intermediate
T2 Time from 1st intermed. to 2nd intermed.

T3 Time from 2nd intermed. to 3rd intermed.
T4 Time from 3rd intermediate to finish line

Lap	Lap Time	T1	T2	T3	T4	Speed	Lap	Lap Time	T1	T2	T3	T4	Speed
1st	73	Alex MARQUEZ		Gresini Racing MotoGP		SPA	41	1'57.722	24.475	26.984	36.345	29.918	332.3
		Runs=9	Total laps=50	Full laps=32	Valid laps=32		42	1'57.368	24.361	27.066	36.181	29.760	332.3
1	7'10.727	25.650	29.464	38.595	30.723		43	1'57.470	24.466	26.966	36.256	29.782	331.2
2	2'00.107	25.135	27.653	37.046	30.273	330.2	44	1'57.698	24.462	27.047	36.319	29.870	331.2
3	1'59.108	24.801	27.434	36.687	30.186	334.3	45	1'57.808	24.588	27.008	36.302	29.910	331.2
4	1'58.938	24.756	27.346	36.669	30.167	335.4	46	1'58.132	24.586	27.194	36.375	29.977	331.2
5	2'02.664	P 24.773	27.422	38.410	32.059	336.4	47	1'58.154	24.587	27.128	36.518	29.921	330.2
6	10'43.526	28.298	28.551	37.028	30.002		48	1'58.225	24.578	27.167	36.478	30.002	330.2
7	1'57.798	24.666	27.022	36.259	29.851	334.3	49	1'58.376	24.574	27.196	36.579	30.027	329.2
8	1'57.141	24.452	27.048	36.048	29.593	335.4	50	2'14.677	P 27.777	29.765	39.793	37.342	322.3
9	2'01.819	P 25.373	28.220	36.960	31.266	333.3							
10	16'06.021	24.272	27.749	36.897	29.854		2nd	63	Francesco BAGNAIA		Ducati Lenovo Team		ITA
11	1'57.036	24.439	26.846	35.914	29.837	338.5			Runs=11	Total laps=55	Full laps=34	Valid laps=34	
12	1'57.007	24.249	26.807	36.159	29.792	338.5	1	2'17.218	26.045	29.140	38.217	30.756	
13	2'02.787	P 25.406	28.371	37.549	31.461	291.1	2	1'59.991	24.992	27.547	37.198	30.254	337.5
14	16'36.122	25.263	28.025	37.474	30.485		3	1'59.541	24.794	27.444	37.041	30.262	338.5
15	1'56.493	24.227	26.746	35.817	29.703	336.4	4	2'05.409	P 26.068	28.856	38.626	31.859	330.2
16	2'06.525	P 27.423	28.944	37.761	32.397	338.5	5	11'19.782	25.581	28.635	36.871	29.952	
17	23'16.749	25.205	29.504	38.471	30.984		6	1'57.981	24.534	27.001	36.682	29.764	339.6
18	1'59.257	24.916	27.581	36.743	30.017	332.3	7	1'57.208	24.471	26.937	36.151	29.649	339.6
19	1'58.348	24.635	27.236	36.624	29.853	335.4	8	2'02.308	P 25.246	28.135	37.567	31.360	335.4
20	1'58.089	24.678	27.145	36.411	29.855	336.4	9	12'04.902	25.126	27.891	36.619	29.825	
21	1'59.866	24.739	27.358	37.496	30.273	338.5	10	1'56.660	24.241	26.786	35.993	29.640	338.5
22	1'58.355	24.582	27.219	36.619	29.935	335.4	11	1'56.500	24.182	26.819	35.900	29.599	340.6
23	2'06.359	P 27.006	29.065	38.009	32.279	334.3	12	2'04.188	P 25.540	28.573	38.164	31.911	331.2
24	48'38.523	25.079	28.975	38.391	30.587		13	18'24.411	25.907	28.863	37.786	30.285	
25	1'59.239	24.953	27.419	36.802	30.065	331.2	14	1'58.239	24.694	27.285	36.347	29.913	336.4
26	1'58.834	24.726	27.400	36.667	30.041	334.3	15	1'58.051	24.583	27.158	36.425	29.885	338.5
27	1'59.275	24.785	27.543	36.771	30.176	336.4	16	1'58.133	24.591	27.140	36.424	29.978	336.4
28	2'01.871	P 24.733	27.442	36.902	32.794	336.4	17	1'57.852	24.556	27.110	36.295	29.891	337.5
29	14'06.830	25.117	28.746	38.010	30.940		18	1'59.540	24.619	27.108	37.807	30.006	336.4
30	1'59.111	24.925	27.470	36.688	30.028	328.2	19	2'05.796	P 26.048	29.400	38.463	31.885	323.3
31	1'58.477	24.712	27.230	36.485	30.050	330.2	20	2'47'06.234	26.688	30.139	39.149	30.801	
32	1'58.333	24.703	27.139	36.479	30.012	331.2	21	2'00.101	25.134	27.568	37.242	30.157	334.3
33	2'05.531	P 25.648	28.743	37.786	33.354	321.4	22	1'59.617	24.977	27.384	36.956	30.300	335.4
34	6'40.988	24.153	28.621	37.822	30.439		23	1'58.997	24.869	27.316	36.735	30.077	334.3
35	1'58.854	24.662	27.417	36.713	30.062	330.2	24	2'05.454	P 26.067	28.780	38.616	31.991	322.3
36	1'59.534	24.851	27.529	36.882	30.272	332.3	25	38'26.005	P 27.366	32.146	56.396	36.353	
37	1'58.908	24.824	27.348	36.606	30.130	332.3	26	10'08.213	25.639	29.046	37.957	30.277	
38	2'09.621	P 26.340	30.407	39.174	33.700	323.3	27	1'58.012	24.552	27.128	36.487	29.845	332.3
39	2'34'11.413	26.569	28.900	38.516	30.330		28	1'57.847	24.433	27.225	36.322	29.867	333.3
40	1'58.061	24.579	27.059	36.488	29.935	329.2	29	1'57.820	24.418	27.081	36.454	29.867	333.3
							30	1'58.155	24.499	27.261	36.516	29.879	335.4

Fastest Lap: Alex MARQUEZ Gresini Racing MotoGP SPA **1'56.493** 24.227 26.746 35.817 29.703

These data/results cannot be reproduced, stored and/or transmitted in whole or in part by any manner of electronic, mechanical, photocopying, recording, broadcasting or otherwise now known or herein after developed without the previous express consent by the copyright owner, except for reproduction in daily press and regular printed publications on sale to the public within 60 days of the event related to those data/results and always provided that copyright symbol appears together as follows below.
 * DORNA, 2025

Day 3 Session

MotoGP

Lap	Lap Time	T1	T2	T3	T4	Speed	Lap	Lap Time	T1	T2	T3	T4	Speed
31	1'58.365	24.474	27.326	36.461	30.104	333.3	27	2'00.755	25.285	27.722	37.242	30.506	330.2
32	1'58.177	24.463	27.195	36.519	30.000	334.3	28	1'59.925	24.920	27.653	37.012	30.340	330.2
33	1'58.449	24.548	27.236	36.479	30.186	333.3	29	1'59.856	24.788	27.723	37.062	30.283	328.2
34	1'58.438	24.535	27.309	36.515	30.079	335.4	30	2'12.661 P	29.653	30.296	40.197	32.515	329.2
35	1'58.501	24.585	27.314	36.571	30.031	335.4	31	16'39.195	25.353	29.010	38.606	30.724	
36	1'58.662	24.541	27.364	36.585	30.172	333.3	32	2'04.555	24.673	27.483	41.324	31.075	331.2
37	2'14.772 P	29.675	31.213	41.634	32.250	328.2	33	1'58.775	24.595	27.245	36.807	30.128	336.4
38	38'55.707	26.910	29.568	38.063	30.416		34	1'58.841	24.589	27.313	36.673	30.266	335.4
39	1'58.131	24.550	27.183	36.473	29.925	334.3	35	2'02.194 P	25.677	27.812	37.227	31.478	307.6
40	1'57.910	24.387	27.137	36.502	29.884	334.3	36	20'03.652	25.718	28.717	38.020	31.239	
41	1'57.738	24.454	27.146	36.325	29.813	336.4	37	1'58.085	24.493	27.252	36.412	29.928	328.2
42	2'08.844 P	26.145	30.642	40.024	32.033	334.3	38	1'57.857	24.366	27.100	36.244	30.147	332.3
43	20'57.672	26.313	29.632	38.695	30.766		39	1'57.835	24.374	27.134	36.399	29.928	328.2
44	2'04.284	24.849	27.338	41.407	30.690	331.2	40	1'57.958	24.384	27.097	36.460	30.017	329.2
45	1'59.906	24.760	27.346	36.866	30.934	332.3	41	1'58.257	24.458	27.196	36.506	30.097	331.2
46	1'59.186	24.745	27.409	36.896	30.136	333.3	42	2'05.983 P	26.703	28.619	38.575	32.086	285.7
47	2'08.767 P	26.463	30.386	39.235	32.683	316.7	43	11'13.111	24.546	29.389	39.548	31.002	
48	31'44.291	26.306	28.896	37.612	30.095		44	1'59.297	24.768	27.474	36.849	30.206	328.2
49	1'57.902	24.568	27.092	36.330	29.912	333.3	45	2'02.710	24.526	27.303	40.353	30.528	330.2
50	1'57.350	24.330	26.893	36.315	29.812	333.3	46	1'58.984	24.699	27.372	36.768	30.145	328.2
51	2'08.153 P	26.584	30.002	39.247	32.320	332.3	47	1'58.860	24.639	27.355	36.656	30.210	329.2
52	30'23.095	25.698	28.771	37.349	30.184		48	2'07.221 P	26.594	29.417	39.286	31.924	326.2
53	1'58.990	24.591	27.311	36.805	30.283	335.4	49	18'14.642	25.106	29.406	38.508	30.768	
54	1'58.759	24.654	27.278	36.697	30.130	333.3	50	1'58.488	24.663	27.254	36.613	29.958	332.3
55	2'01.464 P	24.827	27.410	36.878	32.349	332.3	51	1'57.752	24.369	27.072	36.369	29.942	331.2

3rd **20** **Fabio QUARTARARO** Monster Energy Yamaha FRA
Runs=13 Total laps=58 Full laps=34 Valid laps=34

1	3'25.702	24.235	28.510	37.933	30.416	
2	1'58.613	24.776	27.174	36.743	29.920	334.3
3	1'57.718	24.412	27.068	36.317	29.921	333.3
4	2'04.809 P	25.879	28.102	38.266	32.562	330.2
5	8'22.413	24.238	28.012	37.825	30.456	
6	1'56.977	24.285	26.909	36.056	29.727	337.5
7	1'57.129	24.220	26.938	36.176	29.795	334.3
8	2'07.912 P	28.834	29.059	38.471	31.548	244.3
9	5'34.286	23.543	28.120	37.422	30.201	
10	1'56.724	24.352	26.772	36.014	29.586	334.3
11	2'08.210 P	24.212	33.971	38.544	31.483	338.5
12	21'01.491	25.134	28.258	38.331	30.272	
13	1'58.259	24.533	27.365	36.483	29.878	334.3
14	1'57.863	24.460	27.076	36.372	29.955	335.4
15	1'57.945	24.446	27.114	36.375	30.010	332.3
16	2'10.869 P	29.064	29.320	39.798	32.687	316.7
17	18'22.794	25.055	28.677	38.219	30.642	
18	1'58.320	24.629	27.286	36.405	30.000	330.2
19	1'58.088	24.539	27.177	36.365	30.007	330.2
20	1'58.241	24.580	27.189	36.431	30.041	334.3
21	2'13.350 P	29.962	30.737	40.771	31.880	305.9
22	26'25.692	25.102	29.096	37.666	30.470	
23	1'58.951	24.768	27.443	36.589	30.151	331.2
24	1'58.587	24.545	27.326	36.643	30.073	336.4
25	2'06.778 P	26.201	29.950	39.103	31.524	336.4
26	16'17.623	26.138	28.732	38.689	31.000	

4th **21** **Franco MORBIDELLI** Pertamina Enduro VR46 ITA
Runs=7 Total laps=41 Full laps=27 Valid laps=27

1	2'29.586	24.817	29.482	38.319	30.563	
2	1'59.614	24.966	27.526	37.014	30.108	333.3
3	2'03.493 P	24.962	27.384	37.570	33.577	336.4
4	16'01.663	24.667	28.019	36.829	29.845	
5	1'56.948	24.255	27.050	36.071	29.572	336.4
6	2'07.327 P	24.212	27.103	43.860	32.152	336.4
7	6'08.797	24.284	27.685	36.787	29.724	
8	2'08.393	24.199	29.128	43.131	31.935	336.4
9	2'10.057 P	24.250	31.846	41.868	32.093	337.5
10	31'21.245	33.189	30.257	39.011	30.523	
11	2'00.633	25.126	27.892	37.369	30.246	332.3
12	1'59.468	24.861	27.470	37.072	30.065	332.3
13	2'15.634	32.164	33.674	39.641	30.155	329.2
14	1'58.491	24.666	27.374	36.564	29.887	333.3
15	2'14.216 P	28.482	30.928	41.293	33.513	300.8
16	27'45.300	26.486	29.697	38.934	30.671	
17	2'00.493	25.226	27.806	37.169	30.292	330.2
18	1'59.352	24.866	27.591	36.771	30.124	332.3
19	1'58.815	24.765	27.397	36.659	29.994	331.2

Fastest Lap: Alex MARQUEZ Gresini Racing MotoGP SPA **1'56.493** 24.227 26.746 35.817 29.703

These data/results cannot be reproduced, stored and/or transmitted in whole or in part by any manner of electronic, mechanical, photocopying, recording, broadcasting or otherwise now known or herein after developed without the previous express consent by the copyright owner, except for reproduction in daily press and regular printed publications on sale to the public within 60 days of the event related to those data/results and always provided that copyright symbol appears together as follows below.

© DORNA, 2025

Official MotoGP Timing by TISSOT

www.motogp.com

Sepang, Friday, February 07, 2025

Page 2 of 12



Day 3 Session

MotoGP

Lap	Lap Time		T1	T2	T3	T4	Speed
20	2'23.440	P	24.701	39.715	46.038	32.986	332.3
21	15'03.360		26.781	28.653	37.842	30.514	
22	1'59.608		24.969	27.588	36.958	30.093	335.4
23	1'59.276		24.825	27.445	36.906	30.100	334.3
24	1'59.425		24.755	27.475	36.993	30.202	335.4
25	2'28.963	P	33.299	35.161	46.104	34.399	292.6
26	51'07.013		26.480	28.810	37.925	30.260	
27	1'59.387		24.795	27.494	36.975	30.123	330.2
28	1'59.411		24.719	27.601	37.067	30.024	332.3
29	1'59.235		24.761	27.581	36.850	30.043	330.2
30	2'00.557		24.834	27.519	37.904	30.300	330.2
31	1'59.375		24.839	27.529	36.889	30.118	331.2
32	1'59.286		24.874	27.532	36.836	30.044	329.2
33	1'59.420		24.864	27.542	36.811	30.203	332.3
34	1'59.433		24.779	27.616	36.906	30.132	329.2
35	1'59.285		24.865	27.517	36.774	30.129	331.2
36	1'59.298		24.772	27.489	36.926	30.111	330.2
37	1'59.487		24.798	27.537	36.871	30.281	330.2
38	2'00.072		24.848	27.655	37.091	30.478	330.2
39	2'01.683		24.899	27.681	37.230	31.873	330.2
40	2'15.214		25.026	31.912	47.045	31.231	330.2
41	2'15.015	P	25.341	30.110	44.182	35.382	329.2

Lap	Lap Time		T1	T2	T3	T4	Speed
30	16'20.607		26.146	29.223	38.009	30.876	
31	1'59.331		24.819	27.503	36.918	30.091	331.2
32	1'58.559		24.711	27.196	36.530	30.122	335.4
33	1'58.287		24.659	27.227	36.446	29.955	333.3
34	2'05.748	P	25.907	28.909	38.186	32.746	333.3
35	24'10.866		25.523	29.297	44.158	31.460	
36	2'00.615		25.089	27.952	37.322	30.252	329.2
37	1'58.774		24.857	27.371	36.522	30.024	333.3
38	1'58.769		24.792	27.356	36.581	30.040	336.4
39	2'06.555	P	26.054	28.955	38.572	32.974	327.2
40	15'17.588		25.675	30.369	39.612	31.486	
41	2'01.150		25.178	28.284	37.323	30.365	330.2
42	1'59.669		24.823	27.605	37.010	30.231	333.3
43	1'59.745		24.810	27.700	36.985	30.250	334.3
44	2'08.664	P	26.637	30.063	38.979	32.985	321.4
45	00'24.841		26.671	29.286	38.436	30.575	
46	1'57.813		24.551	27.130	36.319	29.813	332.3
47	1'57.641		24.443	27.039	36.331	29.828	333.3
48	1'57.768		24.523	27.043	36.326	29.876	334.3
49	1'57.763		24.461	27.123	36.342	29.837	333.3
50	1'58.031		24.537	27.109	36.418	29.967	333.3
51	1'57.954		24.626	27.103	36.370	29.855	335.4
52	1'57.936		24.560	27.148	36.367	29.861	335.4
53	1'57.862		24.469	27.134	36.356	29.903	334.3
54	1'58.256		24.670	27.180	36.359	30.047	332.3
55	1'58.272		24.467	27.278	36.463	30.064	334.3
56	2'06.405	P	26.189	29.379	38.351	32.486	312.1
57	41'19.026		25.414	31.181	38.541	30.651	
58	2'00.147		25.193	27.658	37.033	30.263	330.2
59	1'59.267		24.806	27.425	36.822	30.214	332.3
60	2'03.283	P	24.861	27.594	38.601	32.227	331.2
61	25'18.035		24.761	29.246	38.416	31.425	
62	1'58.643		24.759	27.357	36.631	29.896	330.2
63	1'58.768		24.578	27.169	36.703	30.318	333.3
64	1'58.623		24.502	27.149	36.777	30.195	331.2
65	2'03.850	P	26.341	27.572	37.428	32.509	327.2
66	35'48.758		28.548	28.795	37.591	30.229	
67	1'58.485		24.706	27.166	36.762	29.851	330.2
68	1'58.479		24.631	27.272	36.585	29.991	330.2
69	1'58.155		24.563	27.224	36.489	29.879	330.2
70	2'09.395	P	25.738	28.844	41.597	33.216	329.2

5th	93	Marc MARQUEZ	Ducati Lenovo Team	SPA
		Runs=13	Total laps=70	Full laps=44 Valid laps=44
1	5'56.078	25.471	29.860	39.318 30.817
2	1'59.875	25.202	27.576	36.961 30.136 331.2
3	1'57.951	24.663	27.103	36.431 29.754 337.5
4	1'57.712	24.567	27.052	36.367 29.726 335.4
5	2'04.863	P	25.673	28.918 37.912 32.360 330.2
6	9'23.396		24.823	29.321 38.742 30.768
7	2'00.472		24.986	27.760 37.521 30.205 331.2
8	2'00.601		25.214	27.742 37.569 30.076 335.4
9	1'58.582		24.745	27.261 36.601 29.975 334.3
10	1'58.531		24.728	27.213 36.595 29.995 336.4
11	2'10.805	P	26.028	33.704 38.283 32.790 336.4
12	10'06.210		25.149	28.622 38.445 30.348
13	1'59.302		24.792	27.526 36.929 30.055 335.4
14	1'58.448		24.808	27.300 36.351 29.989 337.5
15	2'04.894	P	24.821	28.251 39.764 32.058 333.3
16	14'36.612		24.846	28.625 37.693 30.415
17	2'01.059		25.530	27.809 37.591 30.129 335.4
18	1'59.031		24.823	27.419 36.689 30.100 336.4
19	1'58.678		24.720	27.468 36.467 30.023 336.4
20	2'06.307	P	27.046	28.745 38.240 32.276 328.2
21	16'00.498		25.805	28.808 38.205 29.872
22	1'57.086		24.452	26.953 36.090 29.591 336.4
23	1'57.042		24.393	27.003 36.042 29.604 337.5
24	2'04.404	P	25.360	28.773 37.894 32.377 334.3
25	20'02.193		24.646	29.248 37.619 30.121
26	1'58.009		24.757	27.144 36.346 29.762 334.3
27	1'57.724		24.562	27.054 36.302 29.806 333.3
28	1'57.739		24.585	27.092 36.274 29.788 333.3
29	2'07.611	P	25.915	29.512 39.120 33.064 328.2

6th	37	Pedro ACOSTA	Red Bull KTM Factory R	SPA
		Runs=12	Total laps=59	Full laps=36 Valid laps=36
1	3'30.651	24.339	28.986	38.796 30.663
2	2'00.109	25.019	27.734	37.058 30.298 337.5
3	1'59.455	24.767	27.592	37.035 30.061 338.5
4	2'03.896	P	24.681	27.513 40.236 31.466 337.5
5	10'54.205		24.767	29.458 38.678 30.381
6	1'59.026		25.032	27.365 36.754 29.875 339.6
7	1'57.952		24.563	27.284 36.374 29.731 336.4
8	2'03.387	P	25.854	28.885 37.485 31.163 336.4
9	8'46.492		24.027	28.683 37.658 30.332
10	1'57.436		24.420	27.299 36.230 29.487 339.6

Fastest Lap: Alex MARQUEZ Gresini Racing MotoGP SPA **1'56.493** 24.227 26.746 35.817 29.703

These data/results cannot be reproduced, stored and/or transmitted in whole or in part by any manner of electronic, mechanical, photocopying, recording, broadcasting or otherwise now known or herein after developed without the previous express consent by the copyright owner, except for reproduction in daily press and regular printed publications on sale to the public within 60 days of the event related to those data/results and always provided that copyright symbol appears together as follows below.

© DORNA, 2025

Official MotoGP Timing by TISSOT

www.motogp.com

Sepang, Friday, February 07, 2025



Day 3 Session

MotoGP

Lap	Lap Time	T1	T2	T3	T4	Speed
11	1'57.594	24.344	27.187	36.365	29.698	338.5
12	2'04.146 P	26.354	28.912	38.088	30.792	334.3
13	10'32.721	30.967	30.738	41.459	31.161	
14	1'57.407	24.348	27.243	36.234	29.582	342.8
15	1'57.175	24.262	27.035	36.338	29.540	338.5
16	2'13.769 P	24.196	26.991	49.939	32.643	338.5
17	39'00.528	27.463	32.462	39.119	30.195	
18	1'58.866	24.548	27.496	36.994	29.828	337.5
19	1'58.450	24.606	27.448	36.612	29.784	334.3
20	1'58.150	24.384	27.422	36.487	29.857	340.6
21	1'58.699	24.454	27.441	36.650	30.154	337.5
22	2'14.592 P	28.550	33.062	40.929	32.051	333.3
23	20'04.941	27.616	31.784	39.319	30.954	
24	2'01.535	24.946	27.655	38.766	30.168	334.3
25	1'58.465	24.564	27.511	36.559	29.831	334.3
26	1'58.211	24.614	27.294	36.482	29.821	335.4
27	2'05.786	26.212	30.231	38.715	30.628	335.4
28	2'08.818 P	24.680	27.452	44.003	32.683	336.4
29	16'22.361	27.120	30.791	39.744	30.633	
30	1'58.920	24.810	27.448	36.704	29.958	333.3
31	1'58.325	24.538	27.354	36.612	29.821	334.3
32	2'08.134	28.522	29.752	39.241	30.619	334.3
33	2'15.974 P	24.726	27.542	48.867	34.839	335.4
34	27'41.411	26.155	30.117	38.410	30.812	
35	2'02.958	24.805	30.370	37.487	30.296	335.4
36	1'59.835	24.830	27.897	36.974	30.134	335.4
37	2'05.211 P	24.672	29.679	38.651	32.209	334.3
38	19'22.276	27.115	30.475	39.427	30.467	
39	1'58.443	24.650	27.382	36.738	29.673	334.3
40	1'57.922	24.474	27.223	36.483	29.742	334.3
41	1'58.235	24.418	27.400	36.626	29.791	335.4
42	1'58.279	24.463	27.438	36.523	29.855	335.4
43	1'58.540	24.504	27.396	36.731	29.909	334.3
44	1'58.772	24.556	27.532	36.650	30.034	334.3
45	1'58.591	24.461	27.426	36.689	30.015	334.3
46	1'58.812	24.551	27.538	36.662	30.061	334.3
47	1'59.148	24.548	27.649	36.793	30.158	334.3
48	1'59.222	24.592	27.630	36.869	30.131	334.3
49	2'27.645 P	32.217	34.883	44.958	35.587	330.2
50	51'53.629	30.591	32.586	40.249	31.046	
51	1'59.458	24.865	27.733	36.900	29.960	333.3
52	2'04.542	24.543	27.387	41.643	30.969	333.3
53	2'01.567 P	24.586	27.554	36.981	32.446	333.3
54	15'03.407	26.661	31.753	39.985	30.962	
55	1'59.550	24.833	27.622	37.034	30.061	332.3
56	1'59.236	24.764	27.591	36.832	30.049	332.3
57	1'58.981	24.607	27.592	36.750	30.032	333.3
58	2'19.381 P	28.558	35.194	42.102	33.527	333.3
59	3'11.213 P	31.899	34.982	44.881	34.185	

Lap	Lap Time	T1	T2	T3	T4	Speed
3	2'01.574 P	24.865	27.540	36.697	32.472	331.2
4	11'21.211	25.648	28.177	40.274	30.224	
5	1'57.786	24.552	27.082	36.349	29.803	332.3
6	1'58.272	24.572	27.202	36.549	29.949	332.3
7	2'04.160 P	25.866	27.974	37.174	33.146	323.3
8	16'34.381	26.951	29.148	40.756	32.070	
9	1'59.553	24.832	27.885	36.852	29.984	332.3
10	1'57.874	24.510	27.134	36.384	29.846	334.3
11	2'14.756 P	28.236	35.458	39.477	31.585	321.4
12	12'35.808	25.329	27.877	37.004	29.989	
13	1'57.204	24.400	26.971	36.138	29.695	335.4
14	2'08.247	27.887	30.330	39.108	30.922	330.2
15	2'02.150 P	24.614	27.838	37.318	32.380	333.3
16	3'17.252 P	36.225	29.285	38.385	34.329	
17	3'02.818 P	40.217	32.545	41.663	33.558	
18	28'42.594	26.807	30.322	40.167	30.949	
19	2'01.716	25.055	27.524	38.655	30.482	331.2
20	1'59.688	24.897	27.472	36.957	30.362	329.2
21	2'06.631 P	24.997	27.546	40.276	33.812	330.2
22	20'01.789	26.249	28.694	37.882	32.775	
23	2'01.124	25.008	27.663	37.886	30.567	328.2
24	2'00.097	24.876	27.644	37.037	30.540	328.2
25	2'07.721 P	25.051	31.015	39.066	32.589	328.2
26	17'02.604	26.648	29.146	38.008	30.741	
27	1'59.781	24.954	27.555	36.972	30.300	328.2
28	1'59.508	24.882	27.547	36.770	30.309	328.2
29	2'10.532 P	25.741	28.883	41.253	34.655	328.2
30	22'11.606	26.924	30.321	38.167	30.796	
31	2'00.347	24.994	27.717	37.121	30.515	327.2
32	2'05.661 P	24.927	27.869	37.447	35.418	328.2
33	23'36.348	26.329	29.191	38.348	30.807	
34	1'59.355	24.818	27.526	36.854	30.157	329.2
35	1'59.603	24.981	27.454	36.943	30.225	327.2
36	1'59.119	24.782	27.436	36.758	30.143	328.2
37	1'59.700	24.958	27.490	36.982	30.270	328.2
38	1'59.587	24.823	27.720	36.742	30.302	327.2
39	1'59.547	24.734	27.470	36.958	30.385	328.2
40	2'06.755 P	26.802	29.224	38.025	32.704	320.4
41	12'47.707	25.299	28.699	38.302	30.728	
42	1'59.650	24.893	27.635	36.843	30.279	327.2
43	1'59.701	24.934	27.635	36.814	30.318	330.2
44	1'59.656	24.850	27.596	36.860	30.350	329.2
45	1'59.729	24.833	27.652	36.883	30.361	329.2
46	2'00.037	24.867	27.619	37.170	30.381	328.2
47	2'00.019	24.866	27.753	36.890	30.510	329.2
48	2'10.883 P	29.571	29.335	38.205	33.772	301.6
49	31'08.891	26.027	28.729	37.878	30.677	
50	2'00.639	25.160	27.633	37.337	30.509	325.3
51	1'59.774	24.898	27.543	36.996	30.337	326.2
52	2'07.056 P	26.176	28.522	38.164	34.194	325.3
53	9'59.073	26.533	30.272	39.735	30.451	
54	2'00.051	24.839	27.570	37.027	30.615	328.2
55	1'59.403	24.981	27.450	36.712	30.260	324.3
56	2'02.267 P	25.062	27.717	37.464	32.024	328.2

7th	5	Johann ZARCO		CASTROL Honda LCR FRA	
		Runs=16	Total laps=64	Full laps=34	Valid laps=34
1	7'36.828	28.589	29.417	38.111	30.586
2	2'00.393	25.176	27.638	37.274	30.305

Fastest Lap: Alex MARQUEZ Gresini Racing MotoGP SPA **1'56.493** 24.227 26.746 35.817 29.703

These data/results cannot be reproduced, stored and/or transmitted in whole or in part by any manner of electronic, mechanical, photocopying, recording, broadcasting or otherwise now known or herein after developed without the previous express consent by the copyright owner, except for reproduction in daily press and regular printed publications on sale to the public within 60 days of the event related to those data/results and always provided that copyright symbol appears together as follows below.

© DORNA, 2025

Official MotoGP Timing by TISSOT

www.motogp.com

Sepang, Friday, February 07, 2025

Day 3 Session

MotoGP

Lap	Lap Time	T1	T2	T3	T4	Speed
57	15'22.021	24.961	28.528	38.019	30.596	
58	1'59.979	24.949	27.707	36.898	30.425	327.2
59	1'59.869	24.900	27.652	36.898	30.419	329.2
60	2'07.473 P	25.007	27.827	39.734	34.905	328.2
61	23'17.315	24.802	29.370	36.840	30.240	
62	1'57.432	24.407	27.077	36.184	29.764	329.2
63	1'58.328	24.348	27.171	36.685	30.124	332.3
64	2'03.391 P	25.356	27.609	36.925	33.501	330.2

8th	36	Joan MIR		Honda HRC Castrol		SPA
		Runs=12	Total laps=55	Full laps=32	Valid laps=32	

1	8'10.627	25.530	28.780	38.734	30.281	
2	1'59.497	24.854	27.399	37.082	30.162	333.3
3	1'59.489	24.776	27.454	36.829	30.430	334.3
4	2'05.942 P	25.791	28.938	38.163	33.050	319.5
5	15'47.132	24.363	27.847	37.221	29.912	
6	1'58.374	24.732	27.181	36.503	29.958	335.4
7	1'58.018	24.459	27.168	36.487	29.904	333.3
8	2'11.172 P	29.979	29.882	38.557	32.754	334.3
9	11'57.247	24.887	27.566	36.729	29.990	
10	1'57.341	24.381	27.016	36.133	29.811	336.4
11	2'18.735 P	24.421	37.647	41.550	35.117	336.4
12	29'40.416	25.402	28.084	37.080	30.279	
13	1'58.988	24.797	27.487	36.537	30.167	330.2
14	2'07.477	24.599	28.396	42.707	31.775	333.3
15	2'09.541 P	24.703	27.302	37.539	39.997	331.2
16	28'24.545	25.297	28.091	37.417	30.202	
17	1'59.297	24.788	27.519	36.825	30.165	333.3
18	1'58.860	24.648	27.372	36.712	30.128	332.3
19	2'11.405 P	28.392	28.378	39.079	35.556	327.2
20	57'19.757	25.029	28.169	37.445	30.356	
21	1'59.410	24.803	27.421	36.884	30.302	330.2
22	1'59.476	24.711	27.601	36.885	30.279	331.2
23	2'09.951 P	24.795	29.799	39.872	35.485	330.2
24	41'14.811	26.919	28.561	38.242	30.735	
25	2'00.110	25.268	27.652	36.839	30.351	331.2
26	1'59.518	24.825	27.572	36.852	30.269	329.2
27	1'59.808	24.724	27.466	36.968	30.650	328.2
28	1'59.310	24.688	27.531	36.741	30.350	329.2
29	1'59.780	24.825	27.594	37.016	30.345	331.2
30	1'59.741	24.798	27.611	37.007	30.325	330.2
31	1'59.907	25.002	27.761	36.895	30.249	326.2
32	1'59.723	24.719	27.630	36.853	30.521	330.2
33	1'59.453	24.801	27.517	36.832	30.303	330.2
34	1'59.680	24.769	27.658	36.844	30.409	330.2
35	2'27.621 P	32.641	33.760	41.901	39.319	327.2
36	2:06'39.234	26.082	28.460	37.549	30.477	
37	1'59.847	24.946	27.550	37.074	30.277	324.3
38	2'03.648	24.851	31.630	36.942	30.225	326.2
39	1'59.042	24.734	27.439	36.755	30.114	328.2
40	2'10.988 P	24.642	27.889	41.777	36.680	327.2
41	20'25.530	24.662	27.940	37.314	30.307	
42	1'59.432	24.778	27.508	36.919	30.227	327.2
43	1'59.278	24.694	27.465	36.890	30.229	328.2

Lap	Lap Time	T1	T2	T3	T4	Speed
44	1'59.286	24.755	27.465	36.805	30.261	330.2
45	2'18.672 P	28.366	30.655	43.216	36.435	323.3
46	17'31.210	26.304	28.015	37.510	30.196	
47	1'59.034	24.653	27.177	37.096	30.108	328.2
48	2'00.988	26.474	27.538	36.800	30.176	329.2
49	1'58.587	24.530	27.434	36.584	30.039	327.2
50	2'11.974 P	29.245	30.303	38.779	33.647	320.4
51	2'48.577 P	29.567	29.210	38.717	34.002	
52	32'46.097	24.841	27.746	36.760	30.293	
53	1'57.346	24.350	27.152	36.114	29.730	330.2
54	1'57.279	24.315	26.925	36.209	29.830	330.2
55	2'14.361 P	27.234	30.358	39.987	36.782	321.4

9th	72	Marco BEZZECCHI			Aprilia Racing	ITA
		Runs=12	Total laps=61	Full laps=37	Valid laps=37	

1	2'07.788	27.467	28.640	37.861	30.616	
2	2'01.603	25.737	27.538	38.058	30.270	334.3
3	2'00.258 P	24.804	27.457	37.214	30.783	335.4
4	10'10.245	24.415	28.079	36.872	29.990	
5	1'57.458	24.379	27.016	36.213	29.850	334.3
6	2'00.062 P	24.520	27.120	37.151	31.271	335.4
7	7'24.096	24.142	27.372	36.596	29.980	
8	1'57.328	24.353	27.007	36.049	29.919	335.4
9	1'57.699	24.455	26.997	36.201	30.046	335.4
10	2'05.271 P	27.188	28.340	37.343	32.400	301.6
11	26'15.666	29.351	28.795	37.622	30.566	
12	2'00.399	25.155	27.690	37.377	30.177	334.3
13	2'01.726 P	25.064	27.817	37.068	31.777	329.2
14	14'22.150	25.064	28.237	37.164	30.491	
15	1'58.397	24.659	27.275	36.409	30.054	329.2
16	1'58.609	24.646	27.213	36.631	30.119	330.2
17	1'58.696	24.667	27.304	36.561	30.164	329.2
18	2'04.515 P	26.105	27.759	37.943	32.708	326.2
19	14'07.048	26.793	29.588	37.225	30.323	
20	1'59.014	24.794	27.351	36.638	30.231	329.2
21	1'59.330	24.713	27.399	36.931	30.287	331.2
22	2'01.109	24.753	28.471	37.463	30.422	329.2
23	2'01.286	24.965	27.647	38.124	30.550	330.2
24	2'08.950 P	26.632	29.006	39.476	33.836	296.7
25	17'59.056	25.811	28.497	38.225	30.461	
26	1'59.403	24.766	27.338	36.857	30.442	327.2
27	1'59.148	24.675	27.434	36.812	30.227	329.2
28	1'58.948	24.651	27.412	36.666	30.219	330.2
29	1'58.941	24.683	27.360	36.657	30.241	330.2
30	2'11.266 P	30.373	29.115	38.131	33.647	329.2
31	15'16.875	25.822	28.959	38.032	30.429	
32	1'59.128	24.728	27.378	36.759	30.263	327.2
33	1'58.926	24.689	27.314	36.660	30.263	328.2
34	1'59.327	24.735	27.388	36.817	30.387	328.2
35	2'00.576	24.712	27.532	37.642	30.690	329.2
36	2'28.757 P	27.013	38.361	44.824	38.559	311.2
37	17'26.696	33.135	31.246	38.272	30.865	
38	2'00.544	24.947	27.743	37.225	30.629	332.3
39	2'00.327	24.975	27.817	37.082	30.453	332.3

Fastest Lap: Alex MARQUEZ Gresini Racing MotoGP SPA **1'56.493** 24.227 26.746 35.817 29.703

These data/results cannot be reproduced, stored and/or transmitted in whole or in part by any manner of electronic, mechanical, photocopying, recording, broadcasting or otherwise now known or herein after developed without the previous express consent by the copyright owner, except for reproduction in daily press and regular printed publications on sale to the public within 60 days of the event related to those data/results and always provided that copyright symbol appears together as follows below.

© DORNA, 2025

Official MotoGP Timing by TISSOT

www.motogp.com

Sepang, Friday, February 07, 2025

Page 5 of 12



Day 3 Session

MotoGP

Lap	Lap Time	T1	T2	T3	T4	Speed
40	2'02.057	24.795	29.620	37.193	30.449	332.3
41	1'59.710	24.814	27.677	36.844	30.375	331.2
42	2'05.479 P	26.451	28.382	38.378	32.268	332.3
43	28'08.516	24.643	28.688	38.063	30.724	
44	2'00.723	24.986	27.834	37.440	30.463	328.2
45	2'02.356 P	24.891	27.743	37.829	31.893	329.2
46	8'19.370	27.263	28.421	38.134	30.379	
47	2'00.748	24.677	28.315	37.683	30.073	331.2
48	1'57.954	24.403	27.051	36.513	29.987	331.2
49	2'07.813 P	26.982	28.138	37.893	34.800	309.4
50	16'48.992	24.494	27.969	37.310	30.351	
51	1'58.366	24.538	27.195	36.471	30.162	329.2
52	1'58.414	24.503	27.147	36.651	30.113	330.2
53	1'58.824	24.679	27.145	36.841	30.159	328.2
54	1'58.635	24.572	27.339	36.588	30.136	329.2
55	1'58.716	24.630	27.254	36.660	30.172	328.2
56	1'58.806	24.550	27.373	36.663	30.220	332.3
57	1'59.198	24.578	27.544	36.742	30.334	329.2
58	1'59.038	24.600	27.387	36.791	30.260	329.2
59	1'58.807	24.569	27.296	36.852	30.090	329.2
60	1'58.860	24.625	27.327	36.703	30.205	329.2
61	2'18.762 P	27.675	33.532	40.520	37.035	295.8

10th **42** **Alex RINS** Monster Energy Yamaha SPA
 Runs=11 Total laps=53 Full laps=31 Valid laps=31

1	2'05.272	25.710	29.069	38.304	30.765	
2	2'00.038	25.047	27.722	36.966	30.303	329.2
3	1'59.524	24.815	27.609	36.864	30.236	330.2
4	1'59.497	24.824	27.516	36.853	30.304	330.2
5	2'05.769 P	26.754	28.905	37.420	32.690	320.4
6	12'50.847	24.747	29.000	39.869	33.863	
7	2'00.120	24.945	27.619	37.320	30.236	330.2
8	1'59.533	24.782	27.564	36.967	30.220	331.2
9	1'59.979	24.867	27.684	37.104	30.324	330.2
10	2'09.841 P	26.731	30.313	39.215	33.582	332.3
11	12'25.359	25.382	29.068	39.715	31.184	
12	1'59.649	24.986	27.582	36.943	30.138	328.2
13	1'59.627	24.972	27.526	36.850	30.279	334.3
14	1'59.051	24.683	27.516	36.749	30.103	332.3
15	2'09.850 P	26.892	30.054	39.399	33.505	334.3
16	21'21.411	24.450	28.427	37.995	30.477	
17	2'07.697	24.762	27.637	44.272	31.026	329.2
18	1'59.905	24.900	27.577	37.219	30.209	330.2
19	2'09.361 P	24.728	27.591	37.066	39.976	332.3
20	15'52.747	24.360	28.694	37.592	30.089	
21	1'57.751	24.518	27.134	36.378	29.721	333.3
22	1'57.721	24.373	27.154	36.357	29.837	332.3
23	2'12.283 P	28.420	30.903	38.768	34.192	308.5
24	9'33.833	23.763	28.868	37.292	29.937	
25	1'57.351	24.402	27.098	36.258	29.593	331.2
26	2'07.577 P	24.439	30.807	39.642	32.689	332.3
27	20'33.346	24.322	31.949	37.610	30.327	
28	1'59.906	24.775	28.148	36.702	30.281	328.2
29	1'58.887	24.716	27.427	36.697	30.047	328.2

Lap	Lap Time	T1	T2	T3	T4	Speed
30	2'10.840 P	28.673	31.655	37.776	32.736	328.2
31	8'48.478	24.179	28.460	37.535	30.477	
32	1'59.184	24.766	27.608	36.747	30.063	329.2
33	1'59.532	24.742	27.655	36.841	30.294	328.2
34	1'59.697	24.711	27.699	36.973	30.314	327.2
35	2'11.609 P	27.585	31.678	39.027	33.319	327.2
36	24'27.184	24.844	28.608	37.838	30.642	
37	1'59.329	24.820	27.578	36.823	30.108	329.2
38	2'01.971	25.211	27.761	38.624	30.375	333.3
39	1'59.957	24.766	27.617	36.995	30.579	330.2
40	2'06.987 P	28.338	27.871	37.381	33.397	325.3
41	34'19.519	24.737	28.890	38.193	30.359	
42	1'58.437	24.582	27.304	36.573	29.978	327.2
43	1'58.344	24.556	27.278	36.452	30.058	327.2
44	1'59.083	24.863	27.449	36.663	30.108	331.2
45	1'58.894	24.688	27.367	36.680	30.159	327.2
46	1'59.027	24.679	27.476	36.708	30.164	330.2
47	1'59.515	24.754	27.493	36.850	30.418	327.2
48	1'59.440	24.848	27.482	36.873	30.237	327.2
49	2'14.868 P	24.805	27.584	45.880	36.599	328.2
50	23'42.968	26.187	29.368	38.706	30.820	
51	2'00.766	25.128	27.801	37.522	30.315	325.3
52	1'59.890	25.064	27.674	36.939	30.213	327.2
53	2'22.541 P	31.415	34.684	42.058	34.384	329.2

11th **54** **Fermin ALDEGUER** Gresini Racing MotoGP SPA
 Runs=9 Total laps=43 Full laps=25 Valid laps=25

1	2'26.018	25.399	29.909	38.333	30.535	
2	1'59.733	25.033	27.714	36.827	30.159	330.2
3	1'58.766	24.682	27.395	36.613	30.076	331.2
4	1'58.953	24.748	27.348	36.651	30.206	333.3
5	2'04.961 P	24.710	27.471	39.702	33.078	333.3
6	11'38.512	24.239	28.578	37.317	30.185	
7	1'57.908	24.546	27.273	36.265	29.824	335.4
8	1'57.401	24.451	27.077	36.255	29.618	333.3
9	2'02.857 P	24.407	27.028	36.482	34.940	334.3
10	10'49.943	26.771	30.961	38.041	30.642	
11	1'58.687	24.692	27.384	36.722	29.889	333.3
12	1'58.135	24.534	27.263	36.480	29.858	334.3
13	2'02.872 P	24.494	27.288	36.539	34.551	334.3
14	11'39.241	28.230	28.427	37.351	30.742	
15	1'58.340	24.604	27.350	36.488	29.898	335.4
16	1'57.924	24.489	27.231	36.410	29.794	335.4
17	2'13.624 P	26.620	30.990	41.084	34.930	333.3
18	10'33.284	24.734	28.439	37.212	30.214	
19	1'57.653	24.514	27.127	36.328	29.684	331.2
20	1'57.487	24.359	27.038	36.371	29.719	332.3
21	1'57.464	24.362	27.042	36.243	29.817	332.3
22	2'22.056 P	31.395	32.407	42.343	35.911	274.8
23	01'26.319	25.261	29.290	37.713	30.513	
24	1'59.904	24.819	27.436	36.883	30.766	327.2
25	1'58.913	24.654	27.321	36.776	30.162	329.2
26	2'09.476 P	24.696	30.850	40.444	33.486	328.2
27	18'55.320	26.233	29.007	37.934	30.438	

Fastest Lap: Alex MARQUEZ Gresini Racing MotoGP SPA **1'56.493** 24.227 26.746 35.817 29.703

These data/results cannot be reproduced, stored and/or transmitted in whole or in part by any manner of electronic, mechanical, photocopying, recording, broadcasting or otherwise now known or herein after developed without the previous express consent by the copyright owner, except for reproduction in daily press and regular printed publications on sale to the public within 60 days of the event related to those data/results and always provided that copyright symbol appears together as follows below.

© DORNA, 2025

Official MotoGP Timing by TISSOT

www.motogp.com

Sepang, Friday, February 07, 2025

Page 6 of 12



Day 3 Session

MotoGP

Lap	Lap Time	T1	T2	T3	T4	Speed	Lap	Lap Time	T1	T2	T3	T4	Speed		
28	1'59.035	24.783	27.456	36.798	29.998	328.2	6	13'26.216	35.677	28.552	37.860	30.933			
29	1'58.217	24.519	27.245	36.542	29.911	328.2	7	1'57.614	24.413	27.074	36.326	29.801	338.5		
30	1'58.221	24.509	27.314	36.492	29.906	328.2	8	2'05.165	29.211	28.664	37.020	30.270	328.2		
31	1'58.369	24.547	27.288	36.552	29.982	329.2	9	1'58.078	24.453	27.204	36.530	29.891	339.6		
32	1'58.279	24.490	27.203	36.606	29.980	330.2	10	2'06.390	P	25.877	28.935	38.060	33.518	333.3	
33	1'58.860	24.546	27.412	36.785	30.117	329.2	11	18'40.428	29.727	28.486	38.007	30.298			
34	1'58.742	24.583	27.390	36.693	30.076	330.2	12	1'57.831	24.551	27.125	36.328	29.827	339.6		
35	1'58.917	24.579	27.371	36.791	30.176	332.3	13	1'57.726	24.399	27.109	36.366	29.852	337.5		
36	2'07.143	P	24.688	29.369	39.222	33.864	330.2	14	1'58.341	24.544	27.237	36.516	30.044	337.5	
37	19'59.208	25.400	28.602	41.858	30.528		15	2'26.377	P	28.794	33.141	42.676	41.766	328.2	
38	1'59.955	25.063	27.599	37.117	30.176	320.4	16	33'24.871	32.806	28.664	40.534	30.405			
39	1'59.217	24.774	27.352	36.895	30.196	323.3	17	1'59.056	24.798	27.392	36.745	30.121	334.3		
40	2'01.707	P	24.773	27.597	37.028	32.309	325.3	18	1'58.810	24.606	27.400	36.690	30.114	336.4	
41	20'31.666	24.554	28.389	37.934	30.513		19	1'59.195	24.767	27.417	36.752	30.259	337.5		
42	2'00.023	24.974	27.589	37.171	30.289	327.2	20	2'17.951	P	28.132	30.023	44.069	35.727	334.3	
43	2'15.174	P	25.120	27.561	47.443	35.050	329.2	21	35'12.295	27.500	28.760	38.233	30.475		
12th 43 Jack MILLER Prima Pramac Yamaha AUS							22	1'59.950	24.856	27.614	37.156	30.324	335.4		
Runs=7 Total laps=27 Full laps=14 Valid laps=16							23	1'59.908	24.765	27.494	36.945	30.704	333.3		
1	3'15.541	24.524	28.449	37.451	30.290		24	1'59.536	24.888	27.521	36.957	30.170	331.2		
2	2'00.358	24.890	27.549	37.719	30.200	331.2	25	1'59.687	24.857	27.680	36.950	30.200	333.3		
3	1'59.394	24.725	27.514	36.819	30.336	333.3	26	2'22.764	P	30.466	33.333	41.421	37.544	329.2	
4	2'11.403	P	27.057	30.591	38.820	34.935	311.2	27	22'45.465	29.390	29.202	38.440	30.599		
5	20'55.699	24.543	28.493	37.384	30.511		28	2'00.386	24.962	27.797	37.198	30.429	335.4		
6	1'59.364	24.840	27.588	36.856	30.080	332.3	29	2'00.754	24.872	28.115	37.201	30.566	335.4		
7	2'02.130	25.289	27.823	38.792	30.226	334.3	30	2'00.438	25.022	27.821	37.031	30.564	332.3		
8	1'59.180	24.702	27.465	36.813	30.200	333.3	31	2'10.635	P	27.709	29.793	37.774	35.359	332.3	
9	2'10.151	P	27.064	30.030	39.173	33.884	315.7	32	20'07.515	30.540	28.671	38.331	31.331		
10	13'15.035	35.989	30.494	41.819	31.041		33	2'00.687	24.995	27.740	37.570	30.382	332.3		
11	1'57.700	24.427	27.143	36.329	29.801	334.3	34	1'59.946	24.828	27.641	37.149	30.328	332.3		
12	1'57.452	24.354	27.041	36.300	29.757	337.5	35	2'00.276	24.786	27.839	37.098	30.553	333.3		
13	2'13.145	P	27.225	30.263	41.333	34.324	314.8	36	2'10.943	P	27.885	29.576	38.513	34.969	318.5
14	31'22.380	24.939	28.401	40.974	30.193		37	27'14.579	27.444	29.581	43.286	30.771			
15	1'58.736	24.695	27.295	36.672	30.074	331.2	38	2'00.497	25.033	27.838	37.233	30.393	334.3		
16	1'58.567	24.499	27.460	36.537	30.071	331.2	39	2'00.584	25.057	27.917	37.160	30.450	332.3		
17	2'12.305	P	26.189	31.207	41.100	33.809	333.3	40	2'01.028	25.020	28.057	37.300	30.651	332.3	
18	16'32.576	27.718	28.862	38.928	30.899		41	2'15.813	P	29.054	30.278	40.711	35.770	322.3	
unfinished							42	51'09.543	26.335	29.028	39.106	30.830			
19	2'00.337	24.133	28.058	37.822	30.324		43	1'59.174	24.849	27.524	36.887	29.914	331.2		
20	1'58.228	24.578	27.258	36.488	29.904	328.2	44	1'58.768	24.568	27.294	36.921	29.985	332.3		
21	1'58.123	24.531	27.148	36.446	29.998	332.3	45	1'58.949	24.571	27.291	37.051	30.036	332.3		
22	1'58.251	24.485	27.280	36.515	29.971	331.2	46	2'01.998	24.570	27.499	39.520	30.409	331.2		
23	2'16.990	P	27.925	31.324	41.335	36.406	306.8	47	1'59.174	24.630	27.464	36.921	30.159	332.3	
24	15'37.785	24.959	28.248	37.905	30.602		48	1'59.222	24.701	27.426	36.939	30.156	332.3		
25	1'58.295	24.597	27.256	36.519	29.923	329.2	49	1'59.510	24.773	27.465	37.005	30.267	331.2		
26	1'58.810	24.604	27.452	36.765	29.989	333.3	50	2'18.690	P	24.897	32.167	43.080	38.546	331.2	
27	2'13.405	P	24.958	32.538	41.123	34.786	330.2	51	39'14.185	27.481	29.454	39.793	30.174		
13th 33 Brad BINDER Red Bull KTM Factory R RSA							52	1'58.152	24.610	27.132	36.355	30.055	335.4		
Runs=10 Total laps=55 Full laps=35 Valid laps=35							53	1'58.200	24.466	27.135	36.578	30.021	332.3		
1	2'37.236	26.396	29.132	38.335	30.529		54	1'58.739	24.498	27.402	36.809	30.030	331.2		
2	1'59.930	25.029	27.608	37.065	30.228	336.4	55	2'35.855	P	29.930	33.847	45.040	47.038	330.2	
3	1'59.417	24.844	27.499	36.897	30.177	336.4	14th 79 Ai OGURA Trackhouse MotoGP Te JPN								
4	1'59.865	24.830	27.742	37.044	30.249	336.4	Runs=11 Total laps=55 Full laps=33 Valid laps=33								
5	2'09.942	P	27.106	29.052	38.514	35.270	331.2	1	3'12.142	28.497	30.373	39.247	31.236		

Fastest Lap: Alex MARQUEZ Gresini Racing MotoGP SPA **1'56.493** 24.227 26.746 35.817 29.703

These data/results cannot be reproduced, stored and/or transmitted in whole or in part by any manner of electronic, mechanical, photocopying, recording, broadcasting or otherwise now known or herein after developed without the previous express consent by the copyright owner, except for reproduction in daily press and regular printed publications on sale to the public within 60 days of the event related to those data/results and always provided that copyright symbol appears together as follows below.

© DORNA, 2025

Official MotoGP Timing by TISSOT

www.motogp.com

Sepang, Friday, February 07, 2025

Page 7 of 12

Day 3 Session

MotoGP

Lap	Lap Time	T1	T2	T3	T4	Speed
2	2'02.133	25.355	28.114	37.814	30.850	329.2
3	2'00.900	24.946	27.946	37.376	30.632	331.2
4	2'01.110	24.910	27.769	37.699	30.732	330.2
5	2'08.346 P	27.111	28.708	39.210	33.317	322.3
6	9'41.820	28.121	28.925	37.494	30.312	
7	1'58.277	24.536	27.205	36.461	30.075	335.4
8	2'00.895	24.414	27.263	36.458	32.760	336.4
9	2'00.619 P	24.570	27.352	36.556	32.141	331.2
10	7'15.861	26.313	28.658	37.370	30.224	
11	1'57.754	24.372	27.091	36.359	29.932	334.3
12	1'58.045	24.455	27.142	36.452	29.996	335.4
13	2'06.544 P	26.070	29.145	38.615	32.714	329.2
14	14'01.356	27.208	29.003	38.720	30.191	
15	1'57.899	24.420	27.111	36.437	29.931	335.4
16	1'57.893	24.451	27.103	36.305	30.034	335.4
17	2'00.303	25.087	27.613	37.284	30.319	334.3
18	1'59.282	24.682	27.529	36.865	30.206	334.3
19	2'06.773 P	27.623	28.271	37.839	33.040	328.2
20	34'00.420	28.212	30.348	39.306	30.654	
21	1'59.683	24.789	27.512	37.131	30.251	330.2
22	1'58.655	24.570	27.349	36.616	30.120	332.3
23	1'58.713	24.549	27.321	36.719	30.124	333.3
24	1'59.510	24.840	27.457	36.779	30.434	333.3
25	2'09.074 P	29.163	27.732	38.646	33.533	332.3
26	16'56.568	29.181	30.994	39.102	31.014	
27	2'01.376	25.086	28.110	37.518	30.662	329.2
28	2'01.002	24.979	28.030	37.365	30.628	329.2
29	2'00.428	24.941	27.748	37.212	30.527	331.2
30	2'03.804	26.100	28.621	38.248	30.835	333.3
31	2'04.246 P	25.287	27.804	38.073	33.082	334.3
32	3:46'58.380	27.255	29.692	40.888	30.763	
33	1'59.943	24.779	27.641	37.054	30.469	330.2
34	1'59.214	24.715	27.373	36.812	30.314	331.2
35	1'59.218	24.565	27.449	36.859	30.345	331.2
36	1'59.309	24.622	27.459	36.839	30.389	330.2
37	2'05.795 P	26.020	28.990	38.960	31.825	329.2
38	14'46.136	27.086	31.619	41.083	31.374	
39	2'00.091	24.976	27.538	37.153	30.424	326.2
40	1'58.871	24.652	27.309	36.691	30.219	329.2
41	1'59.146	24.580	27.369	36.797	30.400	328.2
42	1'59.251	24.690	27.426	36.857	30.278	328.2
43	2'09.450 P	26.282	29.642	39.910	33.616	328.2
44	50'53.131	28.989	28.721	37.613	30.264	
45	1'58.781	24.446	27.481	36.647	30.207	330.2
46	1'58.496	24.572	27.247	36.531	30.146	330.2
47	2'03.228 P	25.324	27.855	38.247	31.802	328.2
48	9'42.540	25.770	28.366	37.721	30.320	
49	1'57.869	24.373	27.017	36.316	30.163	329.2
50	1'57.816	24.330	27.075	36.293	30.118	329.2
51	2'04.417 P	25.691	28.639	37.881	32.206	328.2
52	4'24.894	24.803	28.405	38.228	30.386	
53	1'58.637	24.480	27.340	36.746	30.071	332.3
54	1'57.927	24.427	27.174	36.380	29.946	329.2
55	2'18.586 P	26.466	30.028	44.320	37.772	329.2

Lap	Lap Time	T1	T2	T3	T4	Speed
15th	10	Luca MARINI			Honda HRC Castrol	ITA
		Runs=15	Total laps=59	Full laps=32	Valid laps=32	
1	2'08.333	26.816	29.020	37.733	30.663	
2	1'59.230	24.890	27.367	36.780	30.193	329.2
3	2'02.392	27.164	27.418	37.151	30.659	331.2
4	1'59.253	24.844	27.271	36.842	30.296	330.2
5	2'03.126 P	26.765	27.519	37.312	31.530	302.5
6	9'40.272	25.106	28.177	37.198	30.667	
7	2'00.565	24.905	27.457	37.820	30.383	330.2
8	1'59.667	24.950	27.352	37.142	30.223	332.3
9	2'05.560 P	24.963	30.356	37.967	32.274	331.2
10	8'55.609	24.939	28.164	37.873	30.538	
11	1'58.517	24.784	27.102	36.531	30.100	332.3
12	1'58.433	24.686	27.221	36.476	30.050	331.2
13	2'08.712 P	24.618	27.167	43.516	33.411	331.2
14	23'28.521	24.389	27.991	37.084	30.827	
15	1'59.166	24.664	27.443	36.861	30.198	331.2
16	2'00.149	24.746	27.235	37.507	30.661	329.2
17	2'02.372 P	24.834	27.991	37.366	32.181	322.3
18	11'36.793	23.571	27.490	36.692	30.005	
19	1'57.789	24.579	27.027	36.286	29.897	330.2
20	2'03.427 P	24.541	27.167	39.665	32.054	333.3
21	25'09.092	26.605	27.646	36.874	30.074	
22	1'58.046	24.601	27.090	36.416	29.939	328.2
23	1'58.777	24.643	27.265	36.830	30.039	331.2
24	1'58.306	24.642	27.180	36.420	30.064	331.2
25	2'12.104 P	27.969	30.778	40.566	32.791	300.0
26	27'14.695	27.524	27.910	37.140	30.249	
27	1'59.021	24.761	27.338	36.777	30.145	329.2
28	1'58.812	24.737	27.268	36.596	30.211	328.2
29	2'10.330 P	27.821	30.278	39.345	32.886	306.8
30	14'50.005	26.761	32.770	40.262	30.606	
31	1'59.511	24.943	27.334	36.898	30.336	328.2
32	1'59.284	24.876	27.339	36.784	30.285	328.2
33	2'00.451	25.315	27.776	37.050	30.310	325.3
34	1'59.084	24.919	27.330	36.564	30.271	327.2
35	1'59.806	25.029	27.593	36.919	30.265	326.2
36	2'00.808	25.848	27.583	36.970	30.407	326.2
37	2'00.197	24.947	27.744	36.963	30.543	328.2
38	2'00.023	24.831	27.356	37.639	30.197	327.2
39	2'59.250 P	24.796	27.361	1'29.942	37.151	329.2
40	22'47.037 P	57.333	38.081	50.318	38.958	
41	12'54.484	25.454	28.496	38.033	30.656	
42	2'01.003	24.948	27.617	37.128	31.310	327.2
43	1'59.943	24.890	27.561	37.040	30.452	326.2
44	1'59.719	24.930	27.495	36.886	30.408	326.2
45	2'11.477 P	27.590	30.530	40.355	33.002	295.0
46	10'45.697	29.206	28.928	39.391	33.874	
47	2'01.129	25.436	27.790	37.331	30.572	305.9
48	2'00.138	25.039	27.570	37.032	30.497	327.2
49	2'08.265 P	27.043	29.615	39.123	32.484	309.4
50	21'00.225	24.713	28.457	37.648	30.600	
51	1'59.897	25.010	27.586	36.899	30.402	327.2
52	2'10.038 P	28.956	28.843	39.660	32.579	326.2

Fastest Lap: Alex MARQUEZ Gresini Racing MotoGP SPA **1'56.493** 24.227 26.746 35.817 29.703

These data/results cannot be reproduced, stored and/or transmitted in whole or in part by any manner of electronic, mechanical, photocopying, recording, broadcasting or otherwise now known or herein after developed without the previous express consent by the copyright owner, except for reproduction in daily press and regular printed publications on sale to the public within 60 days of the event related to those data/results and always provided that copyright symbol appears together as follows below.

© DORNA, 2025

Official MotoGP Timing by TISSOT

www.motogp.com

Sepang, Friday, February 07, 2025



Day 3 Session

MotoGP

Lap	Lap Time	T1	T2	T3	T4	Speed
53	4'09.713	P	44.300	1'30.097	46.313	35.683
54	9'02.463		24.871	28.610	37.643	30.850
55	1'58.508		24.714	27.259	36.537	29.998 325.3
56	1'58.567		24.749	27.257	36.484	30.077 326.2
57	1'58.322		24.645	27.223	36.375	30.079 325.3
58	2'12.580	P	28.075	30.864	40.775	32.866 294.2
59	2'51.951	P	34.241	29.812	40.177	32.715

16th	12	Maverick VIÑALES		Red Bull KTM Tech3		SPA
		Runs=13	Total laps=59	Full laps=34	Valid laps=34	

1	2'40.819		24.679	28.577	37.586	30.588
2	2'00.129		25.154	27.514	37.191	30.270 333.3
3	2'01.553		24.942	27.557	38.355	30.699 333.3
4	1'59.784		24.817	27.377	37.268	30.322 334.3
5	2'04.032	P	24.916	28.940	38.014	32.162 333.3
6	13'25.019		27.316	28.691	38.455	30.248
7	1'58.720		24.703	27.180	36.687	30.150 334.3
8	1'58.106		24.592	27.098	36.537	29.879 335.4
9	2'04.575	P	26.134	28.189	38.269	31.983 334.3
10	12'43.766		24.502	28.118	37.353	30.204
11	1'59.300		24.982	27.421	36.870	30.027 332.3
12	2'01.343		24.754	27.296	39.012	30.281 333.3
13	1'59.723		25.142	27.412	36.942	30.227 334.3
14	2'03.349	P	24.857	27.480	37.028	33.984 333.3
15	39'38.209		25.065	28.156	37.719	30.534
16	2'00.867		24.942	27.663	37.864	30.398 333.3
17	2'00.448		25.279	27.649	37.198	30.322 334.3
18	2'01.479		24.917	28.839	37.369	30.354 335.4
19	2'05.393	P	27.306	27.736	37.078	33.273 334.3
20	17'40.860	P	26.865	28.949	38.003	34.670
21	6'20.647		24.726	28.348	38.349	30.572
22	2'00.930		25.507	27.887	37.184	30.352 333.3
23	2'00.829		25.015	28.071	37.249	30.494 332.3
24	2'00.539		24.923	27.772	37.310	30.534 331.2
25	2'03.062	P	24.957	27.813	37.281	33.011 332.3
26	25'13.707		24.583	28.286	37.611	30.469
27	2'00.568		25.081	27.776	37.331	30.380 331.2
28	2'00.360		25.145	27.641	37.122	30.452 332.3
29	2'04.221		24.931	27.706	41.021	30.563 332.3
30	2'00.256		24.958	27.672	37.194	30.432 334.3
31	2'07.728	P	24.988	27.743	41.543	33.454 335.4
32	59'23.124		24.924	28.893	38.222	31.912
33	2'02.273		25.400	28.248	37.660	30.965 330.2
34	2'02.140		25.310	28.167	37.659	31.004 331.2
35	2'05.119	P	25.227	28.213	38.104	33.575 331.2
36	13'22.244		25.120	28.164	37.549	30.366
37	2'00.021		24.894	27.591	36.979	30.557 334.3
38	1'59.401		24.792	27.490	36.891	30.228 333.3
39	1'59.973		24.836	27.431	36.785	30.921 332.3
40	1'59.253		24.870	27.390	36.839	30.154 331.2
41	2'01.928	P	24.820	27.393	36.785	32.930 330.2
42	26'07.850		24.163	28.033	37.342	30.750
43	2'02.009		24.869	28.733	38.002	30.405 330.2
44	1'59.741		24.886	27.584	36.976	30.295 330.2

Lap	Lap Time	T1	T2	T3	T4	Speed
45	2'02.103		24.812	27.443	39.364	30.484 331.2
46	2'06.763	P	24.846	27.526	41.908	32.483 330.2
47	14'16.330		24.088	28.302	37.909	30.527
48	1'59.527		24.862	27.502	36.829	30.334 331.2
49	1'59.506		24.810	27.391	36.887	30.418 331.2
50	1'59.921		24.806	27.515	37.150	30.450 331.2
51	2'05.675	P	26.593	29.238	37.500	32.344 323.3
52	25'07.820		23.492	27.771	37.703	30.146
53	1'58.170		24.592	27.109	36.528	29.941 331.2
54	1'58.312		24.580	27.134	36.557	30.041 330.2
55	2'04.639	P	26.675	28.380	37.910	31.674 324.3
56	7'19.780		24.191	28.391	37.519	30.640
57	1'57.865		24.538	27.142	36.426	29.759 331.2
58	1'58.074		24.494	27.142	36.476	29.962 331.2
59	2'04.337	P	26.022	28.733	37.044	32.538 325.3

17th	88	Miguel OLIVEIRA		Prima Pramac Yamaha		POR
		Runs=8	Total laps=35	Full laps=19	Valid laps=19	

1	10'08.037		28.270	29.602	38.555	31.029
2	2'01.364		25.280	27.969	37.555	30.560 329.2
3	2'06.339	P	26.696	29.045	38.562	32.036 328.2
4	9'53.480		30.457	28.110	37.189	30.130
5	2'02.467		24.958	27.177	40.147	30.185 333.3
6	2'02.490		27.236	27.872	37.021	30.361 340.6
7	1'59.866	P	24.705	27.311	36.508	31.342 335.4
8	3'52.566		25.166	27.705	37.870	30.131
9	1'57.960		24.525	27.138	36.348	29.949 335.4
10	1'57.990		24.554	27.076	36.381	29.979 335.4
11	2'07.961	P	26.955	30.466	38.460	32.080 312.1
12	12'06.193		25.802	27.941	37.758	30.268
13	1'58.223		24.718	27.214	36.418	29.873 335.4
14	2'04.599	P	24.492	27.124	39.396	33.587 336.4
15	41'23.360		28.827	29.154	38.033	30.610
16	1'59.263		24.871	27.540	36.782	30.070 330.2
17	1'58.707		24.717	27.302	36.619	30.069 333.3
18	1'58.863		24.768	27.263	36.687	30.145 331.2
19	1'59.066		24.925	27.294	36.634	30.213 334.3
20	2'08.702	P	26.828	29.712	40.657	31.505 315.7
21	15'09.475		25.749	28.560	39.292	30.452
22	1'59.045		24.902	27.382	36.631	30.130 329.2
23	1'58.769		24.796	27.339	36.521	30.113 328.2
24	1'58.931		24.746	27.347	36.643	30.195 328.2
25	2'05.753	P	26.431	29.273	38.636	31.413 320.4
26	12'57.179		26.490	29.453	37.786	30.406
27	1'59.921		25.012	27.645	36.888	30.376 325.3
28	1'59.299		24.856	27.385	36.772	30.286 328.2
29	1'59.706		24.802	27.510	36.895	30.499 330.2
30	2'06.983	P	26.533	29.589	39.082	31.779 316.7
31	17'16.056		26.894	28.910	37.871	30.495
32	1'59.301		24.839	27.403	36.864	30.195 332.3
33	2'04.948		24.693	27.340	39.545	33.370 331.2
34	1'59.081		24.877	27.320	36.741	30.143 330.2
35	2'05.708	P	27.029	28.972	38.069	31.638 311.2

Fastest Lap: Alex MARQUEZ Gresini Racing MotoGP SPA **1'56.493** 24.227 26.746 35.817 29.703

These data/results cannot be reproduced, stored and/or transmitted in whole or in part by any manner of electronic, mechanical, photocopying, recording, broadcasting or otherwise now known or herein after developed without the previous express consent by the copyright owner, except for reproduction in daily press and regular printed publications on sale to the public within 60 days of the event related to those data/results and always provided that copyright symbol appears together as follows below.

© DORNA, 2025

Official MotoGP Timing by TISSOT

www.motogp.com

Sepang, Friday, February 07, 2025

Page 9 of 12



Day 3 Session

MotoGP

Lap	Lap Time	T1	T2	T3	T4	Speed
18th	23	Enea BASTIANINI		Red Bull KTM Tech3		ITA
		Runs=10	Total laps=44	Full laps=25	Valid laps=26	
1	13'22.438	26.365	29.620	38.174	30.686	
2	2'00.372	25.109	27.750	37.245	30.268	334.3
3	2'00.268	24.886	27.710	37.303	30.369	333.3
4	2'04.444	24.770	27.765	41.373	30.536	336.4
5	2'00.263	24.954	27.742	37.163	30.404	334.3
6	2'05.131	P 25.858	28.781	38.489	32.003	330.2
7	11'37.648	25.155	28.211	37.397	30.255	
8	1'58.331	24.517	27.317	36.653	29.844	338.5
9	1'58.160	24.394	27.249	36.699	29.818	335.4
10	2'04.045	P 25.616	28.624	38.046	31.759	332.3
11	16'40.400	25.705	28.139	37.833	30.223	
12	1'58.093	24.572	27.228	36.404	29.889	336.4
13	2'01.525	24.423	27.377	39.266	30.459	333.3
14	2'01.133	P 24.472	27.411	36.867	32.383	334.3
15	31'01.012	24.904	27.991	37.440	30.269	
16	1'59.379	24.680	27.587	36.992	30.120	338.5
17	1'59.255	24.580	27.461	37.070	30.144	333.3
18	1'59.332	24.624	27.467	37.179	30.062	332.3
19	2'04.131	P 24.631	30.023	37.396	32.081	333.3
20	35'42.871	26.246	28.415	37.495	31.237	
21	1'59.686	24.753	27.670	37.003	30.260	332.3
22	1'59.826	24.763	27.707	37.050	30.306	333.3
23	2'00.272	24.859	27.687	37.214	30.512	331.2
24	2'07.403	P 24.767	31.432	38.698	32.506	331.2
25	26'46.167	25.855	29.825	37.867	30.685	
26	2'00.039	24.825	27.680	37.237	30.297	331.2
27	1'59.742	24.692	27.528	37.176	30.346	332.3
28	1'59.808	24.728	27.615	37.202	30.263	332.3
29	1'59.578	24.686	27.558	37.044	30.290	333.3
30	2'03.778	P 26.525	27.857	37.446	31.950	330.2
31	35'10.155	25.242	28.930	37.932	46.730	
	unfinished					44.3
32	2'02.428	* 25.199 *	28.651	37.999	30.579	
33	2'02.034	24.895	27.739	38.971	30.429	330.2
34	2'00.234	24.875	27.762	37.317	30.280	332.3
35	2'00.375	24.763	27.818	37.371	30.423	333.3
36	2'05.117	P 26.092	28.851	38.034	32.140	333.3
37	26'33.485	25.041	28.506	37.780	30.291	
38	1'58.613	24.614	27.283	36.752	29.964	331.2
39	1'58.176	24.301	27.391	36.599	29.885	331.2
40	2'05.391	P 25.857	28.346	38.135	33.053	329.2
41	18'27.237	24.749	29.041	42.059	30.690	
42	2'03.058	24.368	28.604	39.794	30.292	332.3
43	1'58.011	24.455	27.264	36.486	29.806	332.3
44	2'09.230	P 27.139	30.709	39.579	31.803	327.2

Lap	Lap Time	T1	T2	T3	T4	Speed
19th	35	Somkiat CHANTRA		IDEMITSU Honda LCR		THA
		Runs=13	Total laps=69	Full laps=44	Valid laps=44	
1	10'35.120	31.739	30.806	41.063	31.456	
2	2'01.376	25.289	28.071	37.561	30.455	327.2
3	2'00.665	25.051	27.871	37.382	30.361	331.2
4	2'01.730	25.147	28.130	37.643	30.810	332.3

Lap	Lap Time	T1	T2	T3	T4	Speed
5	2'02.308	P 24.885	27.807	37.237	32.379	331.2
6	10'44.935	25.283	28.201	37.461	30.147	
7	1'58.411	24.545	27.170	36.661	30.035	335.4
8	1'59.041	24.637	27.471	36.923	30.010	332.3
9	1'59.645	24.986	27.510	36.961	30.188	332.3
10	2'12.270	P 27.385	29.859	40.012	35.014	332.3
11	8'19.178	27.426	29.936	40.499	35.129	
12	1'59.228	24.854	27.500	36.737	30.137	332.3
13	1'59.016	24.725	27.355	36.765	30.171	330.2
14	1'58.972	24.560	27.391	36.787	30.234	331.2
15	2'16.487	P 29.594	31.062	40.980	34.851	277.6
16	10'14.949	28.432	27.749	37.303	30.003	
17	1'58.129	24.606	27.144	36.463	29.916	337.5
18	2'00.029	25.033	27.692	37.049	30.255	332.3
19	1'59.236	24.773	27.507	36.818	30.138	330.2
20	2'08.088	P 28.229	28.695	37.307	33.857	324.3
21	21'09.577	27.874	30.791	39.519	30.728	
22	1'59.800	24.897	27.581	36.965	30.357	331.2
23	1'59.779	24.877	27.511	37.001	30.390	331.2
24	1'59.804	24.797	27.705	36.954	30.348	329.2
25	2'16.757	P 30.439	29.812	42.315	34.191	324.3
26	24'20.588	26.720	29.557	38.249	30.792	
27	2'00.244	25.035	27.786	37.107	30.316	325.3
28	1'59.846	24.967	27.545	36.999	30.335	326.2
29	2'00.190	24.900	27.793	37.157	30.340	328.2
30	2'06.890	P 26.512	29.330	37.947	33.101	325.3
31	28'38.207	27.393	30.599	38.879	30.837	
32	2'01.299	25.232	28.040	37.496	30.531	326.2
33	2'01.017	25.069	27.935	37.465	30.548	329.2
34	2'01.142	25.042	27.982	37.377	30.741	330.2
35	2'14.305	P 26.600	31.404	41.964	34.337	330.2
36	10'38.953	25.638	29.360	38.695	31.211	
37	2'02.387	25.562	28.242	37.731	30.852	326.2
38	2'06.292	P 26.615	28.487	38.082	33.108	327.2
39	14'01.915	27.994	30.418	39.368	30.903	
40	2'00.055	24.994	27.634	37.111	30.316	326.2
41	1'59.762	24.823	27.666	37.008	30.265	327.2
42	2'00.073	24.825	27.665	37.290	30.293	327.2
43	2'00.074	24.831	27.730	37.145	30.368	324.3
44	2'00.090	24.907	27.663	37.149	30.371	327.2
45	2'00.229	25.043	27.784	37.058	30.344	325.3
46	2'00.287	24.951	27.752	37.222	30.362	325.3
47	2'00.317	25.085	27.800	37.053	30.379	327.2
48	1'59.967	24.832	27.707	37.131	30.297	326.2
49	2'00.244	24.920	27.738	37.276	30.310	325.3
50	2'00.427	24.914	27.827	37.239	30.447	329.2
51	2'01.003	25.070	27.796	37.519	30.618	326.2
52	2'00.993	24.951	27.872	37.455	30.715	326.2
53	2'01.296	25.151	28.052	37.438	30.655	328.2
54	2'01.292	25.101	28.053	37.429	30.709	326.2
55	2'20.290	P 27.822	32.216	42.867	37.385	323.3
56	48'27.111	29.842	29.428	39.352	30.933	
57	2'00.786	25.106	27.798	37.455	30.427	325.3
58	2'00.190	24.983	27.657	37.300	30.250	324.3

Fastest Lap: Alex MARQUEZ Gresini Racing MotoGP SPA **1'56.493** 24.227 26.746 35.817 29.703

These data/results cannot be reproduced, stored and/or transmitted in whole or in part by any manner of electronic, mechanical, photocopying, recording, broadcasting or otherwise now known or herein after developed without the previous express consent by the copyright owner, except for reproduction in daily press and regular printed publications on sale to the public within 60 days of the event related to those data/results and always provided that copyright symbol appears together as follows below.

© DORNA, 2025

Official MotoGP Timing by TISSOT

www.motogp.com

Sepang, Friday, February 07, 2025



Day 3 Session

MotoGP

Lap	Lap Time		T1	T2	T3	T4	Speed
59	2'09.526	P	27.644	31.428	37.942	32.512	323.3
60	10'01.757		25.139	28.712	38.148	30.706	
61	2'00.589		25.147	27.717	37.349	30.376	325.3
62	2'00.328		24.940	27.636	37.100	30.652	326.2
63	2'14.571	P	25.437	29.727	43.431	35.976	313.0
64	24'14.555		25.735	29.210	38.213	30.896	
65	2'00.853		25.074	27.943	37.341	30.495	325.3
66	2'00.822		25.017	27.924	37.400	30.481	325.3
67	2'01.369		25.037	28.091	37.608	30.633	326.2
68	2'18.845	P	27.328	31.770	41.597	38.150	326.2
69	3'00.500	P	26.400	31.111	39.949	34.531	

20th **51** **Michele PIRRO** Ducati Test Team ITA
 Runs=9 Total laps=54 Full laps=36 Valid laps=36

1	43'51.509		28.329	30.248	40.283	31.333	
2	2'02.343		25.679	27.812	38.169	30.683	334.3
3	2'01.277		25.273	28.308	37.118	30.578	330.2
4	2'00.243		25.035	27.597	37.071	30.540	331.2
5	2'13.802	P	26.455	30.253	40.725	36.369	318.5
6	18'12.429		25.302	29.274	42.812	31.097	
7	2'06.628		26.279	30.494	38.169	31.686	335.4
8	2'04.571		25.126	29.333	38.623	31.489	327.2
9	1'59.760		24.981	27.499	36.946	30.334	331.2
10	2'14.806	P	26.276	30.415	40.300	37.815	332.3
11	16'42.204		27.475	29.333	37.903	30.440	
12	1'59.375		24.907	27.395	36.767	30.306	333.3
13	2'02.479		25.574	28.542	37.753	30.610	334.3
14	1'59.121		24.878	27.426	36.709	30.108	333.3
15	1'59.206		24.800	27.380	36.764	30.262	334.3
16	2'16.848	P	27.434	30.937	42.166	36.311	307.6
17	21'39.706		28.013	29.063	37.944	30.479	
18	2'08.149		26.619	30.309	40.243	30.978	331.2
19	1'59.161		24.959	27.278	36.617	30.307	332.3
20	2'11.145		28.563	31.454	40.224	30.904	325.3
21	1'59.772		24.800	27.491	36.858	30.623	333.3
22	2'19.104	P	26.485	31.256	43.394	37.969	317.6
23	20'09.601		30.893	31.846	40.162	31.275	
24	2'00.577		25.168	27.837	37.136	30.436	327.2
25	1'59.636		24.882	27.482	36.873	30.399	331.2
26	2'00.140		24.976	27.641	37.061	30.462	333.3
27	2'13.891	P	26.212	30.653	40.337	36.689	322.3
28	17'07.210		31.464	30.802	39.639	31.289	
29	2'00.736		25.143	27.754	37.296	30.543	328.2
30	2'00.587		25.170	27.732	37.224	30.461	329.2
31	2'00.079		25.028	27.511	37.143	30.397	330.2
32	2'00.263		24.928	27.631	37.240	30.464	331.2
33	2'18.589	P	29.378	31.310	40.983	36.918	331.2
34	3:00'51.691		28.259	30.193	39.327	31.282	
35	2'01.742		25.352	28.003	37.560	30.827	328.2
36	2'20.378	P	25.144	27.725	36.993	50.516	329.2
37	27'53.119		27.662	29.958	38.280	30.641	
38	2'01.905		24.795	27.410	39.089	30.611	327.2
39	1'59.517		24.820	27.424	36.883	30.390	328.2
40	1'59.441		24.774	27.450	36.758	30.459	329.2

Lap	Lap Time		T1	T2	T3	T4	Speed
41	2'00.882		24.971	27.938	37.302	30.671	330.2
42	2'00.322		24.970	27.789	37.039	30.524	330.2
43	2'00.877		25.224	27.859	37.088	30.706	331.2
44	2'00.642		25.061	27.769	37.071	30.741	328.2
45	2'19.545	P	25.938	30.827	42.522	40.258	324.3
46	21'08.830		26.534	29.304	38.211	30.737	
47	1'59.936		24.929	27.521	36.955	30.531	327.2
48	2'00.087		24.842	27.579	37.012	30.654	329.2
49	2'01.455		25.226	27.906	37.531	30.792	329.2
50	2'02.499		25.374	28.239	37.642	31.244	329.2
51	2'01.703		25.390	28.035	37.485	30.793	327.2
52	2'01.377		25.198	27.899	37.376	30.904	327.2
53	2'00.777		25.112	27.713	37.274	30.678	329.2
54	2'23.125	P	28.605	33.078	42.277	39.165	328.2

21st **32** **Lorenzo SAVADORI** Aprilia Racing ITA
 Runs=13 Total laps=65 Full laps=40 Valid laps=42

1	18'59.821		28.573	29.898	39.166	31.693	
2	2'08.057		25.513	28.097	41.515	32.932	332.3
3	2'02.293		25.783	27.949	37.673	30.888	331.2
4	2'00.902		25.113	27.819	37.266	30.704	332.3
5	2'01.540		25.605	27.838	37.255	30.842	335.4
6	2'10.306	P	26.643	29.610	41.833	32.220	333.3
7	37'15.414		27.363	28.726	38.775	30.857	
8	2'00.663		25.076	27.705	37.251	30.631	333.3
9	2'01.434		25.226	27.781	37.638	30.789	333.3
10	2'07.769	P	26.956	29.159	39.163	32.491	333.3
11	13'27.969		34.357	28.629	38.424	30.879	
12	1'59.494		24.803	27.355	37.032	30.304	332.3
13	1'59.702		24.730	27.369	36.984	30.619	337.5
14	2'06.980	P	27.216	28.836	38.971	31.957	323.3
15	10'34.209		28.990	33.898	38.493	31.003	
16	2'01.030		25.128	27.719	37.505	30.678	328.2
17	2'00.175		24.990	27.524	37.161	30.500	331.2
18	2'00.555		25.004	27.706	37.250	30.595	335.4
19	2'00.701		24.977	27.656	37.279	30.789	330.2
20	2'09.780	P	27.378	29.722	39.916	32.764	331.2
21	19'10.677		28.251	34.113	38.904	31.206	
22	2'03.028		25.356	28.149	38.445	31.078	333.3
23	2'01.057		25.132	27.820	37.317	30.788	330.2
24	2'02.309		25.173	27.934	37.677	31.525	330.2
25	2'01.428		25.130	28.068	37.510	30.720	331.2
26	2'10.360	P	27.147	29.790	40.107	33.316	323.3
27	21'18.414		30.299	30.149	39.143	31.435	
28	2'01.848		25.336	28.061	37.629	30.822	331.2
29	2'02.052		25.360	28.073	37.670	30.949	333.3
30	2'04.877		25.459	28.147	37.784	33.487	334.3
unfinished							132.1
31	2'15.613	*	34.185	30.030	39.319	32.079	
32	2'04.529		26.110	28.486	38.379	31.554	325.3
33	2'09.200	P	26.516	29.385	39.465	33.834	324.3
34	2:34'19.930		30.288	29.084	38.402	31.292	
35	2'01.669		25.231	27.820	37.440	31.178	328.2
36	2'00.180		24.914	27.525	37.039	30.702	332.3

Fastest Lap: Alex MARQUEZ Gresini Racing MotoGP SPA **1'56.493** 24.227 26.746 35.817 29.703

These data/results cannot be reproduced, stored and/or transmitted in whole or in part by any manner of electronic, mechanical, photocopying, recording, broadcasting or otherwise now known or herein after developed without the previous express consent by the copyright owner, except for reproduction in daily press and regular printed publications on sale to the public within 60 days of the event related to those data/results and always provided that copyright symbol appears together as follows below.

© DORNA, 2025

Official MotoGP Timing by TISSOT

www.motogp.com

Sepang, Friday, February 07, 2025

Page 11 of 12



Day 3 Session

MotoGP

Lap	Lap Time	T1	T2	T3	T4	Speed	Lap	Lap Time	T1	T2	T3	T4	Speed
37	2'00.185	24.894	27.626	37.108	30.557	330.2	23	2'00.381	24.983	27.669	37.234	30.495	329.2
38	2'00.274	25.054	27.593	37.047	30.580	331.2	24	2'05.764	25.065	30.266	39.902	30.531	328.2
39	2'10.575 P	27.549	30.202	39.830	32.994	325.3	25	2'00.288	24.941	27.710	37.218	30.419	328.2
40	19'54.401	29.051	31.564	38.994	31.371		26	1'59.929	24.868	27.619	37.081	30.361	325.3
41	2'01.057	25.151	27.886	37.217	30.803	328.2	27	2'18.590 P	30.566	31.243	41.195	35.586	288.7
42	2'00.526	25.092	27.638	37.221	30.575	332.3	28	30'16.634	27.921	29.858	39.051	31.037	
43	2'00.955	25.040	27.805	37.259	30.851	329.2	29	2'01.377	25.169	28.135	37.541	30.532	328.2
44	2'01.088	25.129	27.683	37.447	30.829	331.2	30	2'00.721	25.039	27.859	37.355	30.468	329.2
45	2'00.986	25.090	27.867	37.347	30.682	332.3	31	2'00.873	25.122	27.881	37.286	30.584	329.2
46	2'12.671 P	28.190	30.523	41.016	32.942	321.4	32	2'14.610 P	28.670	30.915	40.305	34.720	284.9
47	23'44.602	31.713	29.990	44.879	43.861		33	8'04.751	27.373	29.677	38.983	30.880	
48	2'02.250	25.554	28.064	37.842	30.790	322.3	34	2'02.128	25.249	27.895	38.433	30.551	326.2
49	2'01.642	25.139	27.886	37.752	30.865	329.2	35	2'06.287	25.132	29.443	41.029	30.683	327.2
50	2'03.966	25.188	29.768	38.161	30.849	331.2	36	2'01.239	25.314	27.948	37.414	30.563	327.2
51	2'01.900	25.196	28.110	37.695	30.899	330.2	37	2'01.054	25.184	27.883	37.399	30.588	326.2
52	2'12.249 P	28.561	30.579	40.052	33.057	326.2	38	2'19.235 P	29.559	32.831	41.147	35.698	313.0
53	19'31.230	27.293	29.364	39.265	31.318		39	15'34.492	28.284	29.983	39.298	31.038	
54	2'08.416	25.555	28.221	40.073	34.567	327.2	40	2'02.810	25.572	28.348	38.094	30.796	327.2
55	2'02.566	25.336	28.234	37.929	31.067	329.2	41	2'05.297	25.200	28.215	41.161	30.721	326.2
56	2'10.578 P	28.321	30.342	39.394	32.521	327.2	42	2'01.388	25.120	28.049	37.606	30.613	326.2
57	13'43.498	27.371	28.727	37.591	30.759		43	2'20.689 P	31.122	32.273	42.256	35.038	327.2
58	1'59.169	24.757	27.327	36.941	30.144	327.2	44	44:43'00.983	29.166	30.966	40.338	31.486	
59	2'05.678 P	26.845	28.413	38.912	31.508	332.3	45	2'03.237	25.534	28.571	38.346	30.786	323.3
60	6'55.192	24.527	28.204	37.463	31.160		46	2'02.540	25.457	28.188	38.067	30.828	327.2
61	2'00.135	24.822	27.553	37.350	30.410	330.2	47	2'02.318	25.598	28.225	37.792	30.703	317.6
62	2'00.616	25.006	27.672	37.327	30.611	329.2	48	2'01.627	25.282	28.070	37.628	30.647	325.3
63	2'00.290	25.022	27.617	37.141	30.510	329.2	49	2'09.855 P	27.854	28.270	39.901	33.830	313.9
64	2'13.439	27.199	29.651	45.192	31.397	329.2	50	32'50.391	28.250	30.616	39.606	31.245	
65	2'00.490	24.979	27.662	37.312	30.537	328.2	51	2'02.968	25.583	28.495	38.041	30.849	324.3
							52	2'01.640	25.232	27.946	37.695	30.767	325.3
							53	2'01.441	25.132	27.985	37.559	30.765	326.2
							54	2'04.247 P	25.211	28.023	37.397	33.616	325.3
							55	17'41.624	34.047	30.304	39.154	31.146	
							56	2'02.290	25.355	28.309	37.768	30.858	326.2
							57	2'01.970	25.224	28.209	37.674	30.863	327.2
							58	2'04.464 P	25.252	28.196	37.600	33.416	327.2

22nd **4** **Andrea DOVIZIOSO** Yamaha Factory Racing ITA
 Runs=11 Total laps=58 Full laps=36 Valid laps=36

1	22'42.128	31.236	31.919	40.671	31.824	
2	2'05.545	26.539	29.155	38.721	31.130	329.2
3	2'03.400	25.538	28.696	38.273	30.893	329.2
4	2'02.224	25.446	28.210	37.791	30.777	328.2
5	2'06.373	26.426	29.852	39.181	30.914	332.3
6	2'06.145	25.980	29.858	39.415	30.892	331.2
7	2'11.179 P	25.351	28.053	42.634	35.141	327.2
8	13'24.279	29.441	30.835	39.557	31.201	
9	2'07.901 P	26.552	28.854	38.281	34.214	328.2
10	15'18.696	27.150	32.497	39.948	31.618	
11	2'03.540	25.927	28.555	38.125	30.933	310.3
12	2'02.370	25.456	28.187	37.666	31.061	326.2
13	2'02.679	25.485	28.391	37.941	30.862	316.7
14	2'09.968 P	25.343	28.147	41.210	35.268	330.2
15	19'35.438	27.389	29.773	38.847	30.825	
16	2'01.232	25.252	27.977	37.479	30.524	326.2
17	2'01.137	25.173	27.900	37.518	30.546	328.2
18	2'05.489	25.210	27.894	41.519	30.866	328.2
19	2'00.668	25.164	27.720	37.365	30.419	331.2
20	2'14.745 P	28.539	30.855	40.965	34.386	304.2
21	16'39.310	28.165	29.549	38.794	30.627	
22	2'00.754	25.132	27.821	37.391	30.410	329.2

Fastest Lap: Alex MARQUEZ Gresini Racing MotoGP SPA **1'56.493** 24.227 26.746 35.817 29.703

These data/results cannot be reproduced, stored and/or transmitted in whole or in part by any manner of electronic, mechanical, photocopying, recording, broadcasting or otherwise now known or herein after developed without the previous express consent by the copyright owner, except for reproduction in daily press and regular printed publications on sale to the public within 60 days of the event related to those data/results and always provided that copyright symbol appears together as follows below.

© DORNA, 2025

Official MotoGP Timing by TISSOT

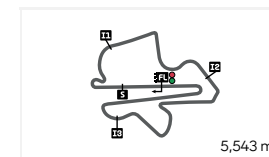
www.motogp.com

Sepang, Friday, February 07, 2025

BEST PARTIAL TIMES

MALAYSIA MOTOGP OFFICIAL TEST

DAY 3 SESSION



Petronas Sepang International Circuit

IT Ideal Lap Time, sum of the best partial times

BT Best Lap Time

Pos	T1		T2		T3		T4		Pos	Rider	IT	BT	
	Rider	Time	Rider	Time	Rider	Time	Rider	Time					
1	F.BAGNAIA	24.182	A.MARQUEZ	26.746	A.MARQUEZ	35.817	P.ACOSTA	29.487	1	A.MARQUEZ	1'56.383	1'56.493	(1)
2	P.ACOSTA	24.196	F.QUARTARARO	26.772	F.BAGNAIA	35.900	F.MORBIDELLI	29.572	2	F.BAGNAIA	1'56.467	1'56.500	(2)
3	F.MORBIDELLI	24.199	F.BAGNAIA	26.786	F.QUARTARARO	36.014	F.QUARTARARO	29.586	3	F.QUARTARARO	1'56.584	1'56.724	(3)
4	F.QUARTARARO	24.212	J.MIR	26.925	M.MARQUEZ	36.042	M.MARQUEZ	29.591	4	F.MORBIDELLI	1'56.892	1'56.948	(4)
5	A.MARQUEZ	24.227	M.MARQUEZ	26.953	M.BEZZECCHI	36.049	A.RINS	29.593	5	P.ACOSTA	1'56.904	1'57.175	(6)
6	E.BASTIANINI	24.301	J.ZARCO	26.971	F.MORBIDELLI	36.071	A.MARQUEZ	29.593	6	M.MARQUEZ	1'56.979	1'57.042	(5)
7	J.MIR	24.315	P.ACOSTA	26.991	J.MIR	36.114	F.BAGNAIA	29.599	7	J.MIR	1'57.084	1'57.279	(8)
8	A.OGURA	24.330	M.BEZZECCHI	26.997	J.ZARCO	36.138	F.ALDEGUER	29.618	8	J.ZARCO	1'57.152	1'57.204	(7)
9	J.ZARCO	24.348	A.OGURA	27.017	P.ACOSTA	36.230	J.ZARCO	29.695	9	F.ALDEGUER	1'57.248	1'57.401	(11)
10	M.BEZZECCHI	24.353	L.MARINI	27.027	F.ALDEGUER	36.243	J.MIR	29.730	10	M.BEZZECCHI	1'57.249	1'57.328	(9)
11	J.MILLER	24.354	F.ALDEGUER	27.028	A.RINS	36.258	J.MILLER	29.757	11	A.RINS	1'57.322	1'57.351	(10)
12	F.ALDEGUER	24.359	J.MILLER	27.041	L.MARINI	36.286	M.VIÑALES	29.759	12	J.MILLER	1'57.452	1'57.452	(12)
13	A.RINS	24.373	F.MORBIDELLI	27.050	A.OGURA	36.293	B.BINDER	29.801	13	A.OGURA	1'57.571	1'57.754	(14)
14	M.MARQUEZ	24.393	B.BINDER	27.074	J.MILLER	36.300	E.BASTIANINI	29.806	14	B.BINDER	1'57.600	1'57.614	(13)
15	B.BINDER	24.399	M.OLIVEIRA	27.076	B.BINDER	36.326	M.BEZZECCHI	29.850	15	E.BASTIANINI	1'57.739	1'58.011	(18)
16	M.OLIVEIRA	24.492	M.VIÑALES	27.098	M.OLIVEIRA	36.348	M.OLIVEIRA	29.873	16	L.MARINI	1'57.751	1'57.789	(15)
17	M.VIÑALES	24.494	A.RINS	27.098	E.BASTIANINI	36.404	L.MARINI	29.897	17	M.VIÑALES	1'57.777	1'57.865	(16)
18	L.MARINI	24.541	S.CHANTRA	27.144	M.VIÑALES	36.426	S.CHANTRA	29.916	18	M.OLIVEIRA	1'57.789	1'57.960	(17)
19	S.CHANTRA	24.545	E.BASTIANINI	27.228	S.CHANTRA	36.463	A.OGURA	29.931	19	S.CHANTRA	1'58.068	1'58.129	(19)
20	L.SAVADORI	24.730	M.PIRRO	27.278	M.PIRRO	36.617	M.PIRRO	30.108	20	M.PIRRO	1'58.777	1'59.121	(20)
21	M.PIRRO	24.774	L.SAVADORI	27.327	L.SAVADORI	36.941	L.SAVADORI	30.144	21	L.SAVADORI	1'59.142	1'59.169	(21)
22	A.DOVIZIOSO	24.868	A.DOVIZIOSO	27.619	A.DOVIZIOSO	37.081	A.DOVIZIOSO	30.361	22	A.DOVIZIOSO	1'59.929	1'59.929	(22)

These data/results cannot be reproduced, stored and/or transmitted in whole or in part by any manner of electronic, mechanical, photocopying, recording, broadcasting or otherwise now known or herein after developed without the previous express consent by the copyright owner, except for reproduction in daily press and regular printed publications on sale to the public within 60 days of the event related to those data/results and always provided that copyright symbol appears together as follows below.

© DORNA, 2025

FASTEST LAPS SEQUENCE

MALAYSIA MOTOGP OFFICIAL TEST

DAY 3 SESSION



Petronas Sepang International Circuit

<i>Practice Time</i>	<i>#</i>	<i>Rider</i>	<i>Nation</i>	<i>Motorcycle</i>	<i>Time</i>	<i>Km/h</i>	<i>Rider's Lap</i>
4'05.310	42	Alex RINS	SPA	YAMAHA	2'00.038	166.2	2
4'07.563	10	Luca MARINI	ITA	HONDA	1'59.230	167.3	2
5'24.315	20	Fabio QUARTARARO	FRA	YAMAHA	1'58.613	168.2	2
7'22.033	20	Fabio QUARTARARO	FRA	YAMAHA	1'57.718	169.5	3
11'51.616	93	Marc MARQUEZ	SPA	DUCATI	1'57.712	169.5	4
18'17.352	72	Marco BEZZECCHI	ITA	APRILIA	1'57.458	169.8	5
19'46.232	20	Fabio QUARTARARO	FRA	YAMAHA	1'56.977	170.5	6
24'31.304	21	Franco MORBIDELLI	ITA	DUCATI	1'56.948	170.6	5
31'22.283	20	Fabio QUARTARARO	FRA	YAMAHA	1'56.724	170.9	10
39'41.000	63	Francesco BAGNAIA	ITA	DUCATI	1'56.660	171.0	10
41'37.500	63	Francesco BAGNAIA	ITA	DUCATI	1'56.500	171.2	11
1:12'27.294	73	Alex MARQUEZ	SPA	DUCATI	1'56.493	171.2	15

These data/results cannot be reproduced, stored and/or transmitted in whole or in part by any manner of electronic, mechanical, photocopying, recording, broadcasting or otherwise now known or herein after developed without the previous express consent by the copyright owner, except for reproduction in daily press and regular printed publications on sale to the public within 60 days of the event related to those data/results and always provided that copyright symbol appears together as follows below.

© DORNA, 2025

Official MotoGP Timing by www.motogp.com

Sepang, Friday, February 07, 2025