

Chang International Circuit

CLASSIFICATION

THAILAND MOTOGP OFFICIAL TEST

DAY 1 SESSION 2

| # | Rider | Nation | Team | Motorcycle | Time | Lap Total | Gap | T. Speed |
|----|-----------------------------|--------|-----------------------------------|------------|-----------------|-----------|-------------|--------------|
| 1 | 93 Marc MARQUEZ | SPA | Ducati Lenovo Team | DUCATI | 1'29.184 | 46 47 | | 336.4 |
| 2 | 21 Franco MORBIDELLI | ITA | Pertamina Enduro VR46 Racing Team | DUCATI | 1'29.683 | 23 24 | 0.499 0.499 | 334.3 |
| 3 | 72 Marco BEZZECCHI | ITA | Aprilia Racing | APRILIA | 1'29.794 | 5 39 | 0.610 0.111 | 337.5 |
| 4 | 37 Pedro ACOSTA | SPA | Red Bull KTM Factory Racing | KTM | 1'29.936 | 29 41 | 0.752 0.142 | 337.5 |
| 5 | 5 Johann ZARCO | FRA | CASTROL Honda LCR | HONDA | 1'29.961 | 39 46 | 0.777 0.025 | 329.2 |
| 6 | 73 Alex MARQUEZ | SPA | Gresini Racing MotoGP | DUCATI | 1'30.011 | 17 35 | 0.827 0.050 | 334.3 |
| 7 | 63 Francesco BAGNAIA | ITA | Ducati Lenovo Team | DUCATI | 1'30.028 | 21 31 | 0.844 0.017 | 336.4 |
| 8 | 33 Brad BINDER | RSA | Red Bull KTM Factory Racing | KTM | 1'30.041 | 30 39 | 0.857 0.013 | 335.4 |
| 9 | 43 Jack MILLER | AUS | Prima Pramac Yamaha MotoGP | YAMAHA | 1'30.047 | 29 34 | 0.863 0.006 | 331.2 |
| 10 | 36 Joan MIR | SPA | Honda HRC Castrol | HONDA | 1'30.067 | 20 22 | 0.883 0.020 | 333.3 |
| 11 | 42 Alex RINS | SPA | Monster Energy Yamaha MotoGP Team | YAMAHA | 1'30.206 | 27 29 | 1.022 0.139 | 334.3 |
| 12 | 20 Fabio QUARTARARO | FRA | Monster Energy Yamaha MotoGP Team | YAMAHA | 1'30.233 | 23 33 | 1.049 0.027 | 336.4 |
| 13 | 10 Luca MARINI | ITA | Honda HRC Castrol | HONDA | 1'30.245 | 13 29 | 1.061 0.012 | 331.2 |
| 14 | 54 Fermin ALDEGUER | SPA | Gresini Racing MotoGP | DUCATI | 1'30.373 | 23 25 | 1.189 0.128 | 332.3 |
| 15 | 23 Enea BASTIANINI | ITA | Red Bull KTM Tech3 | KTM | 1'30.461 | 29 35 | 1.277 0.088 | 334.3 |
| 16 | 88 Miguel OLIVEIRA | POR | Prima Pramac Yamaha MotoGP | YAMAHA | 1'30.738 | 34 41 | 1.554 0.277 | 333.3 |
| 17 | 79 Ai OGURA | JPN | Trackhouse MotoGP Team | APRILIA | 1'30.821 | 15 41 | 1.637 0.083 | 334.3 |
| 18 | 12 Maverick VIÑALES | SPA | Red Bull KTM Tech3 | KTM | 1'30.827 | 25 34 | 1.643 0.006 | 336.4 |
| 19 | 25 Raul FERNANDEZ | SPA | Trackhouse MotoGP Team | APRILIA | 1'31.063 | 32 33 | 1.879 0.236 | 334.3 |
| 20 | 35 Somkiat CHANTRA | THA | IDEMITSU Honda LCR | HONDA | 1'31.208 | 17 26 | 2.024 0.145 | 332.3 |
| 21 | 32 Lorenzo SAVADORI | ITA | Aprilia Racing | APRILIA | 1'31.730 | 22 35 | 2.546 0.522 | 336.4 |

Practice condition: **Dry**

Air: 35°

Humidity: 16%

Ground: 45°

| | | | | |
|-----------------------------|---------|--------------------------|-----------------|------------|
| Fastest Lap: | Lap: 46 | Marc MARQUEZ | 1'29.184 | 183.8 Km/h |
| Best Race Lap: | 2023 | Marco BEZZECCHI | 1'30.896 | 180.3 Km/h |
| All-Time Lap Record: | 2024 | Francesco BAGNAIA | 1'28.700 | 184.8 Km/h |

The results are provisional until the end of the limit for protest and appeals.

Time limit for protest expires 60' after publication of the results - Time:

These data/results cannot be reproduced, stored and/or transmitted in whole or in part by any manner of electronic, mechanical, photocopying, recording, broadcasting or otherwise now known or herein after developed without the previous express consent by the copyright owner, except for reproduction in daily press and regular printed publications on sale to the public within 60 days of the event related to those data/results and always provided that copyright symbol appears together as follows below.

© DORNA, 2025

Official MotoGP Timing by

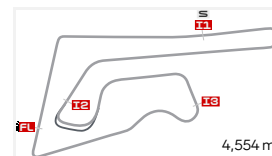
www.motogp.com

Buriram, Wednesday, February 12, 2025

COMBINED PRACTICE TIMES

THAILAND MOTOGP OFFICIAL TEST

DAY 1 SESSION 2



Chang International Circuit

| # | Rider | Nation | Team | Motorcycle | FP1 | FP2 | Gap |
|----|-----------------|--------|-----------------------------------|------------|--------------------|--------------------|-------------|
| 1 | 93 M.MARQUEZ | SPA | Ducati Lenovo Team | DUCATI | 1'29.911 29 | 1'29.184 46 | |
| 2 | 73 A.MARQUEZ | SPA | Gresini Racing MotoGP | DUCATI | 1'29.649 29 | 1'30.011 17 | 0.465 0.465 |
| 3 | 21 F.MORBIDELLI | ITA | Pertamina Enduro VR46 Racing Team | DUCATI | 1'30.288 31 | 1'29.683 23 | 0.499 0.034 |
| 4 | 72 M.BEZZECCHI | ITA | Aprilia Racing | APRILIA | 1'30.185 27 | 1'29.794 5 | 0.610 0.111 |
| 5 | 37 P.ACOSTA | SPA | Red Bull KTM Factory Racing | KTM | 1'29.904 25 | 1'29.936 29 | 0.720 0.110 |
| 6 | 10 L.MARINI | ITA | Honda HRC Castrol | HONDA | 1'29.928 31 | 1'30.245 13 | 0.744 0.024 |
| 7 | 5 J.ZARCO | FRA | CASTROL Honda LCR | HONDA | 1'30.723 35 | 1'29.961 39 | 0.777 0.033 |
| 8 | 63 F.BAGNAIA | ITA | Ducati Lenovo Team | DUCATI | 1'30.351 32 | 1'30.028 21 | 0.844 0.067 |
| 9 | 33 B.BINDER | RSA | Red Bull KTM Factory Racing | KTM | 1'30.376 29 | 1'30.041 30 | 0.857 0.013 |
| 10 | 43 J.MILLER | AUS | Prima Pramac Yamaha MotoGP | YAMAHA | 1'30.605 36 | 1'30.047 29 | 0.863 0.006 |
| 11 | 36 J.MIR | SPA | Honda HRC Castrol | HONDA | 1'30.792 36 | 1'30.067 20 | 0.883 0.020 |
| 12 | 42 A.RINS | SPA | Monster Energy Yamaha MotoGP Team | YAMAHA | 1'30.861 29 | 1'30.206 27 | 1.022 0.139 |
| 13 | 20 F.QUARTARARO | FRA | Monster Energy Yamaha MotoGP Team | YAMAHA | 1'30.654 25 | 1'30.233 23 | 1.049 0.027 |
| 14 | 54 F.ALDEGUER | SPA | Gresini Racing MotoGP | DUCATI | 1'30.948 30 | 1'30.373 23 | 1.189 0.140 |
| 15 | 79 A.OGURA | JPN | Trackhouse MotoGP Team | APRILIA | 1'30.453 50 | 1'30.821 15 | 1.269 0.080 |
| 16 | 23 E.BASTIANINI | ITA | Red Bull KTM Tech3 | KTM | 1'31.247 22 | 1'30.461 29 | 1.277 0.008 |
| 17 | 88 M.OLIVEIRA | POR | Prima Pramac Yamaha MotoGP | YAMAHA | 1'30.892 31 | 1'30.738 34 | 1.554 0.277 |
| 18 | 12 M.VIÑALES | SPA | Red Bull KTM Tech3 | KTM | 1'31.113 21 | 1'30.827 25 | 1.643 0.089 |
| 19 | 25 R.FERNANDEZ | SPA | Trackhouse MotoGP Team | APRILIA | 1'30.975 32 | 1'31.063 32 | 1.791 0.148 |
| 20 | 35 S.CHANTRA | THA | IDEMITSU Honda LCR | HONDA | 1'31.622 25 | 1'31.208 17 | 2.024 0.233 |
| 21 | 32 L.SAVADORI | ITA | Aprilia Racing | APRILIA | 1'31.879 26 | 1'31.730 22 | 2.546 0.522 |

| | | | | |
|------------------------------|------|--------------------------|-----------------|------------|
| Pole Position Record: | 2024 | Francesco BAGNAIA | 1'28.700 | 184.8 Km/h |
| Best Race Lap: | 2023 | Marco BEZZECCHI | 1'30.896 | 180.3 Km/h |
| All Time Lap Record: | 2024 | Francesco BAGNAIA | 1'28.700 | 184.8 Km/h |

The results are provisional until the end of the limit for protest and appeals.

Time limit for protest expires 60' after publication of the results - Time:

These data/results cannot be reproduced, stored and/or transmitted in whole or in part by any manner of electronic, mechanical, photocopying, recording, broadcasting or otherwise now known or herein after developed without the previous express consent by the copyright owner, except for reproduction in daily press and regular printed publications on sale to the public within 60 days of the event related to those data/results and always provided that copyright symbol appears together as follows below.

© DORNA, 2025

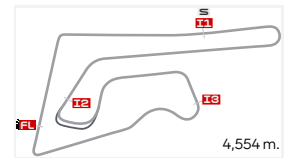
Official MotoGP Timing by

www.motogp.com

Buriram, Wednesday, February 12, 2025

TOP SPEED & AVERAGE

THAILAND MOTOGP OFFICIAL TEST DAY 1 SESSION 2



Chang International Circuit

| # | Rider | Nation | Motorcycle | Top 5 speeds | | | | | Average | Top |
|----|--------------------------|--------|------------|--------------|-------|-------|-------|-------|---------|--------------|
| 37 | Pedro ACOSTA | SPA | KTM | 337.5 | 337.5 | 337.5 | 336.4 | 336.4 | 336.8 | 337.5 |
| 72 | Marco BEZZECCHI | ITA | APRILIA | 337.5 | 336.4 | 336.4 | 336.4 | 335.4 | 335.9 | 337.5 |
| 12 | Maverick VIÑALES | SPA | KTM | 336.4 | 336.4 | 335.4 | 335.4 | 335.4 | 335.6 | 336.4 |
| 20 | Fabio QUARTARARO | FRA | YAMAHA | 336.4 | 334.3 | 334.3 | 334.3 | 334.3 | 334.7 | 336.4 |
| 32 | Lorenzo SAVADORI | ITA | APRILIA | 336.4 | 335.4 | 335.4 | 334.3 | 334.3 | 334.9 | 336.4 |
| 63 | Francesco BAGNAIA | ITA | DUCATI | 336.4 | 336.4 | 335.4 | 335.4 | 334.3 | 334.8 | 336.4 |
| 93 | Marc MARQUEZ | SPA | DUCATI | 336.4 | 335.4 | 334.3 | 334.3 | 334.3 | 334.6 | 336.4 |
| 33 | Brad BINDER | RSA | KTM | 335.4 | 335.4 | 335.4 | 335.4 | 335.4 | 335.4 | 335.4 |
| 21 | Franco MORBIDELLI | ITA | DUCATI | 334.3 | 333.3 | 333.3 | 332.3 | 332.3 | 333.0 | 334.3 |
| 23 | Enea BASTIANINI | ITA | KTM | 334.3 | 333.3 | 333.3 | 333.3 | 333.3 | 333.5 | 334.3 |
| 25 | Raul FERNANDEZ | SPA | APRILIA | 334.3 | 334.3 | 334.3 | 333.3 | 333.3 | 333.7 | 334.3 |
| 42 | Alex RINS | SPA | YAMAHA | 334.3 | 333.3 | 333.3 | 332.3 | 332.3 | 333.1 | 334.3 |
| 73 | Alex MARQUEZ | SPA | DUCATI | 334.3 | 333.3 | 333.3 | 333.3 | 333.3 | 333.5 | 334.3 |
| 79 | Ai OGURA | JPN | APRILIA | 334.3 | 333.3 | 333.3 | 333.3 | 333.3 | 333.5 | 334.3 |
| 36 | Joan MIR | SPA | HONDA | 333.3 | 332.3 | 332.3 | 331.2 | 331.2 | 331.6 | 333.3 |
| 88 | Miguel OLIVEIRA | POR | YAMAHA | 333.3 | 333.3 | 333.3 | 333.3 | 332.3 | 332.9 | 333.3 |
| 35 | Somkiat CHANTRA | THA | HONDA | 332.3 | 328.2 | 327.2 | 327.2 | 327.2 | 328.4 | 332.3 |
| 54 | Fermin ALDEGUER | SPA | DUCATI | 332.3 | 331.2 | 331.2 | 331.2 | 331.2 | 331.4 | 332.3 |
| 10 | Luca MARINI | ITA | HONDA | 331.2 | 330.2 | 330.2 | 330.2 | 330.2 | 330.4 | 331.2 |
| 43 | Jack MILLER | AUS | YAMAHA | 331.2 | 331.2 | 331.2 | 331.2 | 330.2 | 330.5 | 331.2 |
| 5 | Johann ZARCO | FRA | HONDA | 329.2 | 329.2 | 328.2 | 328.2 | 328.2 | 328.6 | 329.2 |

These data/results cannot be reproduced, stored and/or transmitted in whole or in part by any manner of electronic, mechanical, photocopying, recording, broadcasting or otherwise now known or herein after developed without the previous express consent by the copyright owner, except for reproduction in daily press and regular printed publications on sale to the public within 60 days of the event related to those data/results and always provided that copyright symbol appears together as follows below.

© DORNA, 2025

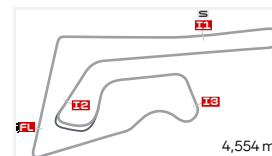
Official MotoGP Timing by TISSOT
www.motogp.com

Buriram, Wednesday, February 12, 2025

CHRONOLOGICAL ANALYSIS OF PERFORMANCES

THAILAND MOTOGP OFFICIAL TEST

DAY 1 SESSION 2



Chang International Circuit

* Lap / Sector time cancelled
P Crossing the finish line in pit lane

T1 Time from finish line to 1st intermediate
T2 Time from 1st intermed. to 2nd intermed.

T3 Time from 2nd intermed. to 3rd intermed.
T4 Time from 3rd intermediate to finish line

| Lap | Lap Time | T1 | T2 | T3 | T4 | Speed | Lap | Lap Time | T1 | T2 | T3 | T4 | Speed | |
|------------|-----------------|---------------------|---------------|--------------|---------------|-------|--------------------|--------------------------|---------------|--------------|---------------|--------|-----------------------|-----|
| 1st | 93 | Marc MARQUEZ | | | | | Ducati Lenovo Team | SPA | | | | | | |
| | | Runs=9 | Total laps=47 | Full laps=29 | Valid laps=29 | | | | | | | | | |
| 1 | 12'31.885 | 20.046 | 33.481 | 25.106 | 24.643 | 218.6 | 41 | 1'30.481 | 18.552 | 25.798 | 22.978 | 23.153 | 334.3 | |
| 2 | 1'39.826 | P 19.333 | 27.223 | 24.190 | 29.080 | 323.3 | 42 | 1'30.472 | 18.543 | 25.698 | 23.023 | 23.208 | 336.4 | |
| 3 | 12'09.573 | 16.268 | 27.828 | 24.398 | 24.052 | 305.9 | 43 | 1'37.996 | P 18.911 | 26.753 | 23.894 | 28.438 | 329.2 | |
| 4 | 1'35.072 | 18.747 | 28.735 | 23.893 | 23.697 | 334.3 | 44 | 12'11.484 | 16.281 | 27.334 | 23.852 | 23.711 | 324.3 | |
| 5 | 1'31.402 | 18.648 | 26.254 | 23.095 | 23.405 | 334.3 | 45 | 1'29.683 | 18.391 | 25.526 | 22.713 | 23.053 | 333.3 | |
| 6 | 1'31.355 | 18.593 | 26.218 | 23.193 | 23.351 | 334.3 | 46 | 1'29.184 | 18.336 | 25.364 | 22.618 | 22.866 | 333.3 | |
| 7 | 1'30.945 | 18.594 | 26.014 | 23.060 | 23.277 | 335.4 | 47 | 1'39.174 | P 18.956 | 27.004 | 23.781 | 29.433 | 326.2 | |
| 8 | 1'37.402 | P 18.737 | 26.359 | 24.038 | 28.268 | 334.3 | 2nd | | | | | | | |
| 9 | 1:37'17.079 | 18.457 | 29.468 | 25.222 | 24.613 | 267.3 | 21 | Franco MORBIDELLI | | | | | Pertamina Enduro VR46 | ITA |
| 10 | 1'33.301 | 18.926 | 26.661 | 24.000 | 23.714 | 332.3 | | Runs=5 | Total laps=24 | Full laps=14 | Valid laps=14 | | | |
| 11 | 1'31.658 | 18.627 | 26.166 | 23.378 | 23.487 | 333.3 | | 12:46'01.898 | 17.847 | 28.735 | 25.193 | 24.077 | 289.5 | |
| 12 | 1'31.326 | 18.644 | 26.077 | 23.198 | 23.407 | 334.3 | 2 | 1'32.885 | 18.537 | 26.998 | 23.864 | 23.486 | 330.2 | |
| 13 | 1'38.384 | P 18.700 | 27.014 | 24.636 | 28.034 | 333.3 | 3 | 1'30.449 | 18.518 | 25.846 | 22.892 | 23.193 | 330.2 | |
| 14 | 16'05.597 | 16.994 | 27.863 | 24.529 | 24.628 | 314.8 | 4 | 1'30.014 | 18.407 | 25.737 | 22.795 | 23.075 | 330.2 | |
| 15 | 1'32.931 | 18.831 | 26.509 | 23.833 | 23.758 | 329.2 | 5 | 1'36.438 | 18.459 | 25.609 | 28.105 | 24.265 | 331.2 | |
| 16 | 1'32.644 | 18.902 | 26.579 | 23.511 | 23.652 | 329.2 | 6 | 1'30.195 | 18.439 | 25.732 | 22.885 | 23.139 | 329.2 | |
| 17 | 1'32.302 | 18.838 | 26.336 | 23.533 | 23.595 | 331.2 | 7 | 1'53.352 | P 24.085 | 30.093 | 25.114 | 34.060 | 166.6 | |
| 18 | 1'32.077 | 18.830 | 26.328 | 23.400 | 23.519 | 332.3 | 8 | 13'13.418 | 17.441 | 27.869 | 24.375 | 23.811 | 296.7 | |
| 19 | 1'37.779 | P 18.771 | 26.353 | 23.296 | 29.359 | 332.3 | 9 | 1'31.468 | 18.621 | 26.089 | 23.297 | 23.461 | 329.2 | |
| 20 | 12'21.914 | 16.374 | 27.670 | 24.135 | 23.807 | 307.6 | 10 | 1'30.537 | 18.504 | 25.806 | 22.972 | 23.255 | 331.2 | |
| 21 | 1'31.618 | 18.662 | 25.895 | 23.750 | 23.311 | 329.2 | 11 | 1'30.644 | 18.509 | 25.894 | 23.022 | 23.219 | 331.2 | |
| 22 | 1'30.134 | 18.574 | 25.608 | 22.748 | 23.204 | 329.2 | 12 | 1'54.332 | P 18.506 | 32.268 | 28.453 | 35.105 | 331.2 | |
| 23 | 1'29.840 | 18.553 | 25.587 | 22.723 | 22.977 | 330.2 | 13 | 33'16.160 | 18.320 | 29.834 | 25.901 | 24.542 | 279.7 | |
| 24 | 1'29.775 | 18.524 | 25.570 | 22.691 | 22.990 | 331.2 | 14 | 1'46.262 | 18.834 | 38.899 | 24.875 | 23.654 | 331.2 | |
| 25 | 1'39.158 | P 19.136 | 26.750 | 23.869 | 29.403 | 322.3 | 15 | 1'31.176 | 18.665 | 26.098 | 23.189 | 23.224 | 332.3 | |
| 26 | 17'07.350 | 17.502 | 28.503 | 24.831 | 24.181 | 310.3 | 16 | 1'35.941 | P 18.472 | 25.897 | 23.089 | 28.483 | 333.3 | |
| 27 | 1'32.653 | 18.548 | 27.194 | 23.488 | 23.423 | 332.3 | 17 | 34'19.978 | 16.148 | 28.288 | 24.432 | 23.630 | 304.2 | |
| 28 | 1'30.410 | 18.509 | 25.872 | 22.903 | 23.126 | 334.3 | 18 | 1'30.503 | 18.532 | 25.923 | 23.022 | 23.026 | 332.3 | |
| 29 | 1'29.990 | 18.472 | 25.760 | 22.739 | 23.019 | 334.3 | 19 | 1'29.892 | 18.392 | 25.621 | 22.873 | 23.006 | 332.3 | |
| 30 | 1'30.097 | 18.427 | 25.676 | 22.793 | 23.201 | 334.3 | 20 | 1'40.167 | P 19.496 | 27.688 | 23.588 | 29.395 | 301.6 | |
| 31 | 1'38.868 | P 19.129 | 27.138 | 24.074 | 28.527 | 318.5 | 21 | 3'33.978 | 16.697 | 27.252 | 23.749 | 23.338 | 318.5 | |
| 32 | 23'36.462 | 17.461 | 28.348 | 24.679 | 25.165 | 306.8 | 22 | 1'29.876 | 18.328 | 25.869 | 22.738 | 22.941 | 333.3 | |
| 33 | 1'32.817 | 19.161 | 26.509 | 23.407 | 23.740 | 330.2 | 23 | 1'29.683 | 18.320 | 25.756 | 22.679 | 22.928 | 334.3 | |
| 34 | 1'31.167 | 18.693 | 26.113 | 23.088 | 23.273 | 330.2 | 24 | 1'54.545 | P 24.051 | 30.737 | 25.547 | 34.210 | 203.7 | |
| 35 | 1'30.405 | 18.536 | 25.790 | 22.855 | 23.224 | 331.2 | 3rd | | | | | | | |
| 36 | 1'30.241 | 18.556 | 25.677 | 22.845 | 23.163 | 332.3 | 72 | Marco BEZZECCHI | | | | | Aprilia Racing | ITA |
| 37 | 1'40.288 | P 19.150 | 28.682 | 23.863 | 28.593 | 316.7 | | Runs=5 | Total laps=39 | Full laps=29 | Valid laps=29 | | | |
| 38 | 14'05.636 | 19.784 | 31.586 | 25.471 | 25.613 | 206.1 | | 12:11'29.904 | 16.601 | 29.288 | 24.822 | 24.105 | 311.2 | |
| 39 | 1'34.800 | 20.549 | 26.815 | 23.612 | 23.824 | 327.2 | 2 | 1'30.991 | 18.659 | 26.102 | 22.938 | 23.292 | 333.3 | |
| 40 | 1'31.017 | 18.716 | 25.888 | 23.106 | 23.307 | 332.3 | 3 | 1'31.947 | 18.536 | 27.148 | 23.077 | 23.186 | 335.4 | |
| | | | | | | | 4 | 1'29.894 | 18.500 | 25.576 | 22.888 | 22.930 | 334.3 | |
| | | | | | | | 5 | 1'29.794 | 18.416 | 25.579 | 22.661 | 23.138 | 336.4 | |
| | | | | | | | 6 | 1'30.014 | 18.411 | 25.739 | 22.801 | 23.063 | 334.3 | |

Fastest Lap: Marc MARQUEZ Ducati Lenovo Team SPA **1'29.184** 18.336 25.364 22.618 22.866

These data/results cannot be reproduced, stored and/or transmitted in whole or in part by any manner of electronic, mechanical, photocopying, recording, broadcasting or otherwise now known or herein after developed without the previous express consent by the copyright owner, except for reproduction in daily press and regular printed publications on sale to the public within 60 days of the event related to those data/results and always provided that copyright symbol appears together as follows below.

© DORNA, 2025

Official MotoGP Timing by

www.motogp.com

Buriram, Wednesday, February 12, 2025

Page 1 of 8

Day 1 Session 2

MotoGP

| Lap | Lap Time | | T1 | T2 | T3 | T4 | Speed | Lap | Lap Time | T1 | T2 | T3 | T4 | Speed | |
|-----|-----------------|---|--------|--------|--------|--------|-------|-----|-------------------|--------|--------|--------|--------|--------|-------|
| 7 | 1'42.688 | P | 20.254 | 28.956 | 23.186 | 30.292 | 316.7 | 19 | 39'54.872 | 15.218 | 27.322 | 23.824 | 25.267 | 316.7 | |
| 8 | 12'43.936 | | 17.875 | 29.087 | 24.085 | 23.695 | 279.7 | 20 | 1'31.213 | 18.590 | 26.197 | 23.201 | 23.225 | 337.5 | |
| 9 | 1'31.268 | | 18.562 | 26.063 | 23.156 | 23.487 | 331.2 | 21 | 1'31.172 | 18.521 | 26.185 | 23.212 | 23.254 | 336.4 | |
| 10 | 1'30.766 | | 18.655 | 25.982 | 22.854 | 23.275 | 332.3 | 22 | 1'30.825 | 18.595 | 25.821 | 23.108 | 23.301 | 335.4 | |
| 11 | 1'30.730 | | 18.648 | 26.043 | 22.874 | 23.165 | 333.3 | 23 | 1'31.081 | 18.495 | 26.022 | 23.231 | 23.333 | 335.4 | |
| 12 | 1'30.310 | | 18.485 | 25.918 | 22.800 | 23.107 | 335.4 | 24 | 1'44.060 | P | 18.552 | 26.777 | 29.603 | 29.128 | 334.3 |
| 13 | 1'30.182 | | 18.548 | 25.785 | 22.806 | 23.043 | 335.4 | 25 | 46'40.801 | | 16.085 | 28.514 | 25.169 | 24.118 | 323.3 |
| 14 | 1'32.528 | | 18.520 | 26.938 | 23.745 | 23.325 | 336.4 | 26 | 1'30.701 | 18.720 | 25.809 | 23.084 | 23.088 | 333.3 | |
| 15 | 1'30.434 | | 18.465 | 25.815 | 22.848 | 23.306 | 335.4 | 27 | 1'30.362 | 18.608 | 25.866 | 22.928 | 22.960 | 333.3 | |
| 16 | 1'42.280 | P | 19.224 | 27.309 | 24.420 | 31.327 | 330.2 | 28 | 1'30.031 | 18.480 | 25.709 | 22.849 | 22.993 | 333.3 | |
| 17 | 34'00.708 | | 16.026 | 27.886 | 24.279 | 23.758 | 321.4 | 29 | 1'29.936 | 18.425 | 25.675 | 22.771 | 23.065 | 334.3 | |
| 18 | 1'31.865 | | 18.608 | 26.551 | 23.200 | 23.506 | 333.3 | 30 | 1'30.664 | 18.410 | 25.670 | 23.317 | 23.267 | 335.4 | |
| 19 | 1'30.941 | | 18.548 | 26.051 | 23.003 | 23.339 | 337.5 | 31 | 1'30.228 | 18.537 | 25.727 | 22.862 | 23.102 | 333.3 | |
| 20 | 1'30.809 | | 18.494 | 26.000 | 23.009 | 23.306 | 336.4 | 32 | 1'30.196 | 18.477 | 25.742 | 22.842 | 23.135 | 333.3 | |
| 21 | 1'30.670 | | 18.519 | 25.903 | 22.948 | 23.300 | 334.3 | 33 | 1'30.146 | 18.391 | 25.738 | 22.894 | 23.123 | 333.3 | |
| 22 | 1'30.884 | | 18.582 | 25.844 | 23.024 | 23.434 | 334.3 | 34 | 1'30.441 | 18.448 | 25.796 | 22.901 | 23.296 | 334.3 | |
| 23 | 1'30.909 | | 18.552 | 25.926 | 23.024 | 23.407 | 335.4 | 35 | 1'30.649 | 18.513 | 25.956 | 23.080 | 23.100 | 334.3 | |
| 24 | 1'51.093 | P | 23.863 | 32.626 | 23.840 | 30.764 | 219.9 | | unfinished | 18.510 | 25.781 | 22.930 | | 334.3 | |
| 25 | 17'47.306 | | 17.463 | 28.605 | 27.538 | 26.801 | 305.9 | 36 | 1'35.836 | 16.562 | 28.841 | 25.695 | 24.738 | 293.4 | |
| 26 | 1'32.149 | | 18.884 | 26.321 | 23.385 | 23.559 | 333.3 | 37 | 1'32.802 | 18.815 | 26.751 | 23.704 | 23.532 | 333.3 | |
| 27 | 1'31.356 | | 18.716 | 25.994 | 23.170 | 23.476 | 332.3 | 38 | 1'31.747 | 18.679 | 26.284 | 23.408 | 23.376 | 334.3 | |
| 28 | 1'32.792 | | 18.629 | 27.393 | 23.287 | 23.483 | 335.4 | 39 | 1'31.486 | 18.596 | 26.082 | 23.391 | 23.417 | 334.3 | |
| 29 | 1'38.859 | | 21.252 | 30.209 | 23.624 | 23.774 | 313.9 | 40 | 1'31.305 | 18.507 | 26.108 | 23.312 | 23.378 | 334.3 | |
| 30 | 1'31.977 | | 18.914 | 26.202 | 23.266 | 23.595 | 329.2 | 41 | 1'48.424 | P | 19.579 | 30.534 | 27.754 | 30.557 | 325.3 |
| 31 | 1'31.328 | | 18.658 | 26.074 | 23.165 | 23.431 | 331.2 | | | | | | | | |
| 32 | 1'47.962 | P | 19.328 | 28.935 | 26.261 | 33.438 | 307.6 | | | | | | | | |
| 33 | 17'22.681 | | 18.694 | 31.598 | 24.445 | 24.144 | 300.8 | | | | | | | | |
| 34 | 1'31.669 | | 18.780 | 26.111 | 23.229 | 23.549 | 332.3 | | | | | | | | |
| 35 | 1'31.550 | | 18.787 | 26.084 | 23.231 | 23.448 | 333.3 | | | | | | | | |
| 36 | 1'34.184 | | 18.807 | 27.757 | 23.660 | 23.960 | 332.3 | | | | | | | | |
| 37 | 1'31.233 | | 18.698 | 26.004 | 23.060 | 23.471 | 331.2 | | | | | | | | |
| 38 | 1'31.142 | | 18.701 | 25.997 | 23.121 | 23.323 | 331.2 | | | | | | | | |
| 39 | 2'00.384 | P | 25.414 | 31.773 | 30.705 | 32.492 | 199.6 | | | | | | | | |

| 4th | 37 | Pedro ACOSTA | Red Bull KTM Factory R | SPA |
|-----|-----------------|--------------|------------------------|----------------------------|
| | | Runs=5 | Total laps=41 | Full laps=31 Valid laps=34 |
| 1 | 43'48.693 | 16.086 | 28.632 | 24.958 24.646 303.3 |
| 2 | 1'32.534 | 18.875 | 26.563 | 23.619 23.477 332.3 |
| 3 | 1'31.429 | 18.634 | 26.119 | 23.352 23.324 332.3 |
| 4 | 1'31.499 | 18.664 | 26.096 | 23.374 23.365 332.3 |
| 5 | 1'45.793 | P | 18.740 | 27.425 30.384 29.244 332.3 |
| 6 | 24'51.306 | | 16.093 | 28.308 24.908 23.785 305.9 |
| 7 | 1'30.587 | | 18.505 | 25.849 23.144 23.089 335.4 |
| 8 | 1'30.168 | | 18.398 | 25.865 22.845 23.060 337.5 |
| 9 | 1'30.052 | 18.363 | 25.830 | 22.801 23.058 336.4 |
| 10 | 1'30.314 | | 18.430 | 25.795 22.932 23.157 336.4 |
| 11 | 1'30.491 | | 18.519 | 25.687 23.178 23.107 335.4 |
| 12 | 1'30.353 | | 18.446 | 25.747 22.949 23.211 337.5 |
| 13 | 1'30.455 | | 18.461 | 25.749 22.894 23.351 336.4 |
| 14 | 1'30.193 | | 18.373 | 25.698 22.893 23.229 336.4 |
| 15 | 1'30.418 | | 18.495 | 25.776 22.962 23.185 335.4 |
| 16 | 1'31.839 | | 18.432 | 25.726 24.395 23.286 335.4 |
| 17 | 1'30.867 | | 18.505 | 25.854 23.197 23.311 334.3 |
| 18 | 1'57.161 | P | 25.969 | 33.175 26.786 31.231 174.4 |

| 5th | 5 | Johann ZARCO | CASTROL Honda LCR | FRA |
|-----|-----------------|--------------|-------------------|----------------------------|
| | | Runs=8 | Total laps=46 | Full laps=30 Valid laps=30 |
| 1 | 2'30.877 | 16.311 | 27.873 | 24.250 24.018 307.6 |
| 2 | 1'31.664 | 18.917 | 26.222 | 23.205 23.320 321.4 |
| 3 | 1'31.367 | 18.740 | 26.125 | 23.158 23.344 325.3 |
| 4 | 1'43.918 | P | 18.823 | 27.402 26.102 31.591 325.3 |
| 5 | 52'15'19.957 | | 16.283 | 28.239 24.671 24.096 295.8 |
| 6 | 1'32.461 | | 18.999 | 26.428 23.387 23.647 327.2 |
| 7 | 1'31.896 | | 18.830 | 26.275 23.176 23.615 327.2 |
| 8 | 1'40.979 | P | 18.829 | 26.200 23.363 32.587 327.2 |
| 9 | 12'12.288 | | 15.994 | 28.987 23.855 23.612 318.5 |
| 10 | 1'32.180 | | 18.951 | 26.326 23.325 23.578 327.2 |
| 11 | 1'32.465 | | 18.863 | 26.209 23.626 23.767 328.2 |
| 12 | 1'32.043 | | 18.819 | 26.205 23.412 23.607 327.2 |
| 13 | 1'46.080 | P | 18.931 | 26.313 27.744 33.092 326.2 |
| 14 | 16'14.376 | | 15.937 | 27.438 24.010 23.728 303.3 |
| 15 | 1'30.845 | | 18.753 | 25.928 22.958 23.206 325.3 |
| 16 | 1'30.773 | | 18.712 | 25.838 23.067 23.156 325.3 |
| 17 | 1'34.028 | P | 18.657 | 25.964 22.836 26.571 324.3 |
| 18 | 14'58.410 | | 16.160 | 27.025 23.992 23.396 319.5 |
| 19 | 1'33.098 | | 18.670 | 27.731 23.306 23.391 329.2 |
| 20 | 1'31.324 | | 18.657 | 26.152 23.066 23.449 328.2 |
| 21 | 1'31.293 | | 18.701 | 26.189 23.033 23.370 327.2 |
| 22 | 1'31.539 | | 18.719 | 26.303 23.182 23.335 327.2 |
| 23 | 1'31.451 | | 18.734 | 26.182 23.162 23.373 326.2 |
| 24 | 1'32.300 | | 18.911 | 26.333 23.455 23.601 324.3 |
| 25 | 1'31.436 | | 18.688 | 26.233 23.123 23.392 326.2 |
| 26 | 1'32.106 | | 18.888 | 26.380 23.256 23.582 325.3 |
| 27 | 1'32.194 | | 18.863 | 26.345 23.328 23.658 325.3 |

Fastest Lap: Marc MARQUEZ Ducati Lenovo Team SPA **1'29.184** 18.336 25.364 22.618 22.866

These data/results cannot be reproduced, stored and/or transmitted in whole or in part by any manner of electronic, mechanical, photocopying, recording, broadcasting or otherwise now known or herein after developed without the previous express consent by the copyright owner, except for reproduction in daily press and regular printed publications on sale to the public within 60 days of the event related to those data/results and always provided that copyright symbol appears together as follows below.

© DORNA, 2025

Official MotoGP Timing by TISSOT

www.motogp.com

Buriram, Wednesday, February 12, 2025

Page 2 of 8



Day 1 Session 2

MotoGP

| Lap | Lap Time | T1 | T2 | T3 | T4 | Speed |
|-----|-----------|----------|--------|--------|--------|-------|
| 28 | 1'33.864 | 20.391 | 26.564 | 23.293 | 23.616 | 319.5 |
| 29 | 1'32.095 | 18.774 | 26.293 | 23.301 | 23.727 | 326.2 |
| 30 | 1'32.297 | 18.823 | 26.401 | 23.441 | 23.632 | 326.2 |
| 31 | 1'32.059 | 18.785 | 26.344 | 23.307 | 23.623 | 325.3 |
| 32 | 1'53.433 | P 22.974 | 30.341 | 26.729 | 33.389 | 227.3 |
| 33 | 17'10.280 | 16.436 | 27.217 | 23.944 | 23.816 | 307.6 |
| 34 | 1'33.426 | 18.926 | 26.858 | 23.898 | 23.744 | 325.3 |
| 35 | 1'32.242 | 18.880 | 26.305 | 23.348 | 23.709 | 325.3 |
| 36 | 1'49.046 | P 20.216 | 29.713 | 26.711 | 32.406 | 323.3 |
| 37 | 11'34.200 | 15.735 | 26.864 | 23.943 | 23.434 | 321.4 |
| 38 | 1'30.289 | 18.677 | 25.804 | 22.812 | 22.996 | 327.2 |
| 39 | 1'29.961 | 18.521 | 25.716 | 22.809 | 22.915 | 329.2 |
| 40 | 1'38.480 | P 18.576 | 25.953 | 25.234 | 28.717 | 327.2 |
| 41 | 10'12.304 | 16.042 | 27.001 | 23.492 | 23.400 | 310.3 |
| 42 | 1'30.763 | 18.614 | 26.049 | 22.996 | 23.104 | 327.2 |
| 43 | 1'30.851 | 18.695 | 26.008 | 22.934 | 23.214 | 327.2 |
| 44 | 1'30.774 | 18.640 | 26.008 | 22.941 | 23.185 | 327.2 |
| 45 | 1'30.566 | 18.581 | 25.972 | 22.848 | 23.165 | 328.2 |
| 46 | 1'42.055 | P 18.618 | 26.306 | 25.114 | 32.017 | 326.2 |

| Lap | Lap Time | T1 | T2 | T3 | T4 | Speed |
|-----|----------|----------|--------|--------|--------|-------|
| 33 | 1'31.333 | 18.573 | 26.277 | 23.087 | 23.396 | 333.3 |
| 34 | 1'31.164 | 18.538 | 26.071 | 23.121 | 23.434 | 332.3 |
| 35 | 1'38.863 | P 19.327 | 26.904 | 24.254 | 28.378 | 316.7 |

| 7th | | 63 | Francesco BAGNAIA | Ducati Lenovo Team | ITA | |
|--------------|---------------|--------------|-------------------|--------------------|--------|-------|
| Runs=7 | Total laps=31 | Full laps=19 | Valid laps=19 | | | |
| 11:20'19.201 | 16.496 | 29.526 | 24.862 | 24.328 | 281.2 | |
| 2 | 1'33.063 | 18.926 | 26.550 | 23.755 | 23.832 | 334.3 |
| 3 | 1'33.332 | 18.801 | 26.867 | 23.763 | 23.901 | 336.4 |
| 4 | 1'32.203 | 18.791 | 26.456 | 23.455 | 23.501 | 334.3 |
| 5 | 1'32.040 | 18.715 | 26.405 | 23.372 | 23.548 | 334.3 |
| 6 | 1'32.037 | 18.766 | 26.275 | 23.403 | 23.593 | 335.4 |
| 7 | 1'31.952 | 18.726 | 26.369 | 23.383 | 23.474 | 334.3 |
| 8 | 1'44.128 | P 19.629 | 29.065 | 25.338 | 30.096 | 302.5 |
| 9 | 11'17.037 | P 16.734 | 28.865 | 24.943 | 31.389 | 278.3 |
| 10 | 30'31.780 | 16.286 | 28.051 | 24.971 | 24.519 | 297.5 |
| 11 | 1'41.320 | P 19.068 | 27.014 | 24.135 | 31.103 | 333.3 |
| 12 | 15'55.930 | P 16.440 | 28.071 | 24.435 | 28.847 | 298.3 |
| 13 | 9'47.021 | 15.955 | 27.672 | 24.072 | 23.938 | 310.3 |
| 14 | 1'31.509 | 18.653 | 26.083 | 23.459 | 23.314 | 333.3 |
| 15 | 1'31.561 | 18.612 | 26.229 | 23.404 | 23.316 | 334.3 |
| 16 | 1'31.103 | 18.510 | 25.948 | 23.245 | 23.400 | 334.3 |
| 17 | 1'31.051 | 18.542 | 25.862 | 23.308 | 23.339 | 334.3 |
| 18 | 1'42.441 | P 19.410 | 27.757 | 24.747 | 30.527 | 318.5 |
| 19 | 31'29.872 | 16.477 | 27.858 | 24.032 | 23.843 | 297.5 |
| 20 | 1'30.652 | 18.456 | 26.089 | 23.027 | 23.080 | 335.4 |
| 21 | 1'30.028 | 18.470 | 25.781 | 22.824 | 22.953 | 333.3 |
| 22 | 1'34.891 | 18.481 | 29.480 | 23.625 | 23.305 | 334.3 |
| 23 | 1'41.005 | P 18.469 | 29.523 | 23.561 | 29.452 | 336.4 |
| 24 | 59'02.598 | 16.107 | 28.539 | 24.256 | 23.651 | 278.3 |
| 25 | 1'31.733 | 18.787 | 26.255 | 23.282 | 23.409 | 332.3 |
| 26 | 1'31.251 | 18.601 | 25.954 | 23.347 | 23.349 | 331.2 |
| 27 | 1'30.545 | 18.609 | 25.809 | 23.019 | 23.108 | 332.3 |
| 28 | 1'30.521 | 18.527 | 25.893 | 22.957 | 23.144 | 332.3 |
| 29 | 1'33.812 | 19.233 | 27.250 | 23.596 | 23.733 | 295.8 |
| 30 | 1'30.792 | 18.570 | 25.887 | 23.106 | 23.229 | 331.2 |
| 31 | 1'43.123 | P 19.592 | 28.258 | 25.174 | 30.099 | 302.5 |

| 6th | | 73 | Alex MARQUEZ | Gresini Racing MotoGP | SPA | |
|--------------|---------------|--------------|---------------|-----------------------|--------|-------|
| Runs=6 | Total laps=35 | Full laps=23 | Valid laps=23 | | | |
| 11:20'12.824 | 17.676 | 29.704 | 24.984 | 24.538 | 255.3 | |
| 2 | 1'31.959 | 18.785 | 26.256 | 23.335 | 23.583 | 332.3 |
| 3 | 1'30.977 | 18.559 | 26.037 | 23.083 | 23.298 | 333.3 |
| 4 | 1'30.783 | 18.511 | 26.016 | 23.038 | 23.218 | 334.3 |
| 5 | 1'30.950 | 18.516 | 25.988 | 23.003 | 23.443 | 333.3 |
| 6 | 1'39.988 | P 19.771 | 26.939 | 23.723 | 29.555 | 316.7 |
| 7 | 13'57.936 | 16.855 | 28.543 | 24.647 | 24.156 | 270.0 |
| 8 | 1'31.845 | 18.666 | 26.355 | 23.278 | 23.546 | 329.2 |
| 9 | 1'31.097 | 18.619 | 26.002 | 23.053 | 23.423 | 330.2 |
| 10 | 1'31.376 | 18.694 | 26.172 | 23.063 | 23.447 | 332.3 |
| 11 | 1'31.257 | 18.584 | 26.092 | 23.089 | 23.492 | 333.3 |
| 12 | 1'42.342 | P 19.352 | 27.837 | 24.801 | 30.352 | 317.6 |
| 13 | 15'27.888 | 17.315 | 28.480 | 24.176 | 23.766 | 272.7 |
| 14 | 1'31.144 | 18.652 | 26.045 | 23.094 | 23.353 | 330.2 |
| 15 | 1'30.529 | 18.495 | 25.930 | 22.939 | 23.165 | 332.3 |
| 16 | 1'30.099 | 18.407 | 25.848 | 22.803 | 23.041 | 332.3 |
| 17 | 1'30.011 | 18.423 | 25.762 | 22.734 | 23.092 | 332.3 |
| 18 | 1'41.506 | P 19.085 | 27.631 | 24.121 | 30.669 | 311.2 |
| 19 | 15'11.947 | 19.177 | 28.580 | 24.350 | 24.166 | 272.0 |
| 20 | 1'31.427 | 18.706 | 26.070 | 23.208 | 23.443 | 329.2 |
| 21 | 1'30.659 | 18.556 | 25.840 | 23.021 | 23.242 | 330.2 |
| 22 | 1'30.612 | 18.577 | 25.898 | 22.955 | 23.182 | 330.2 |
| 23 | 1'30.509 | 18.508 | 25.910 | 22.951 | 23.140 | 329.2 |
| 24 | 1'44.263 | P 19.541 | 27.348 | 26.039 | 31.335 | 306.8 |
| 25 | 28'35.987 | 17.676 | 28.569 | 24.525 | 24.173 | 277.6 |
| 26 | 1'31.756 | 18.717 | 26.280 | 23.252 | 23.507 | 328.2 |
| 27 | 1'31.148 | 18.655 | 26.040 | 23.088 | 23.365 | 329.2 |
| 28 | 1'30.994 | 18.627 | 26.034 | 22.980 | 23.353 | 329.2 |
| 29 | 1'31.038 | 18.603 | 26.062 | 23.089 | 23.284 | 329.2 |
| 30 | 1'41.387 | P 20.030 | 28.744 | 23.421 | 29.192 | 248.8 |
| 31 | 15'23.657 | 17.267 | 28.289 | 24.755 | 24.259 | 283.4 |
| 32 | 1'31.855 | 18.673 | 26.301 | 23.287 | 23.594 | 331.2 |

| 8th | | 33 | Brad BINDER | Red Bull KTM Factory R | RSA | |
|--------------|---------------|--------------|---------------|------------------------|--------|-------|
| Runs=5 | Total laps=39 | Full laps=30 | Valid laps=30 | | | |
| 11:39'07.898 | 19.214 | 28.669 | 25.209 | 24.538 | 276.9 | |
| 2 | 1'33.435 | 18.905 | 26.793 | 23.977 | 23.760 | 333.3 |
| 3 | 1'32.098 | 18.649 | 26.296 | 23.408 | 23.745 | 334.3 |
| 4 | 1'35.304 | 21.494 | 26.607 | 23.544 | 23.659 | 317.6 |
| 5 | 1'46.615 | P 18.972 | 26.621 | 25.683 | 35.339 | 335.4 |
| 6 | 24'43.506 | 17.998 | 28.593 | 24.514 | 24.320 | 288.7 |
| 7 | 1'30.734 | 18.598 | 25.798 | 23.064 | 23.274 | 334.3 |
| 8 | 1'30.357 | 18.456 | 25.802 | 22.906 | 23.193 | 335.4 |
| 9 | 1'30.996 | 18.536 | 25.976 | 23.104 | 23.380 | 335.4 |
| 10 | 1'30.737 | 18.608 | 25.907 | 22.997 | 23.225 | 335.4 |
| 11 | 1'48.395 | P 19.435 | 29.109 | 25.546 | 34.305 | 300.8 |
| 12 | 32'49.068 | 18.494 | 27.926 | 24.459 | 24.316 | 286.4 |
| 13 | 1'31.359 | 18.691 | 26.024 | 23.092 | 23.552 | 332.3 |
| 14 | 1'33.316 | 18.634 | 27.489 | 23.637 | 23.556 | 330.2 |
| 15 | 1'31.666 | 18.699 | 26.140 | 23.155 | 23.672 | 330.2 |

Fastest Lap: Marc MARQUEZ Ducati Lenovo Team SPA 1'29.184 18.336 25.364 22.618 22.866

These data/results cannot be reproduced, stored and/or transmitted in whole or in part by any manner of electronic, mechanical, photocopying, recording, broadcasting or otherwise now known or herein after developed without the previous express consent by the copyright owner, except for reproduction in daily press and regular printed publications on sale to the public within 60 days of the event related to those data/results and always provided that copyright symbol appears together as follows below.

© DORNA, 2025

Official MotoGP Timing by TISSOT

www.motogp.com

Buriram, Wednesday, February 12, 2025

Page 3 of 8



Day 1 Session 2

MotoGP

| Lap | Lap Time | T1 | T2 | T3 | T4 | Speed |
|------------|-------------------|---------------|---------------|---------------|---------------|-------|
| 16 | 1'31.398 | 18.692 | 25.838 | 23.369 | 23.499 | 331.2 |
| 17 | 1'31.211 | 18.732 | 25.909 | 23.135 | 23.435 | 332.3 |
| 18 | 1'32.064 | 18.699 | 26.145 | 23.412 | 23.808 | 332.3 |
| 19 | 1'48.842 P | 19.219 | 27.588 | 24.305 | 37.730 | 328.2 |
| 20 | 21'47.391 | 19.347 | 31.872 | 27.447 | 25.376 | 285.7 |
| 21 | 1'31.970 | 18.650 | 26.242 | 23.469 | 23.609 | 335.4 |
| 22 | 1'31.446 | 18.678 | 26.080 | 23.228 | 23.460 | 334.3 |
| 23 | 1'32.574 | 19.070 | 26.247 | 23.235 | 24.022 | 331.2 |
| 24 | 1'32.079 | 18.740 | 26.177 | 23.296 | 23.866 | 333.3 |
| 25 | 1'32.042 | 18.726 | 26.152 | 23.448 | 23.716 | 332.3 |
| 26 | 1'49.315 P | 19.769 | 27.324 | 25.199 | 37.023 | 305.0 |
| 27 | 28'37.150 | 19.158 | 27.949 | 24.491 | 23.995 | 285.7 |
| 28 | 1'30.613 | 18.586 | 25.850 | 22.997 | 23.180 | 334.3 |
| 29 | 1'30.099 | 18.514 | 25.603 | 23.003 | 22.979 | 333.3 |
| 30 | 1'30.041 | 18.387 | 25.696 | 22.896 | 23.062 | 334.3 |
| 31 | 1'30.078 | 18.437 | 25.609 | 22.868 | 23.164 | 333.3 |
| 32 | 1'30.388 | 18.562 | 25.830 | 22.870 | 23.126 | 334.3 |
| 33 | 1'30.483 | 18.555 | 25.662 | 23.056 | 23.210 | 335.4 |
| 34 | 1'30.216 | 18.449 | 25.722 | 22.886 | 23.159 | 333.3 |
| 35 | 1'30.841 | 18.666 | 25.785 | 23.069 | 23.321 | 333.3 |
| 36 | 1'30.704 | 18.577 | 25.737 | 23.176 | 23.214 | 334.3 |
| 37 | 1'31.170 | 18.671 | 25.970 | 23.064 | 23.465 | 333.3 |
| 38 | 1'30.878 | 18.762 | 25.814 | 23.030 | 23.272 | 333.3 |
| 39 | 1'30.950 | 18.655 | 25.878 | 23.106 | 23.311 | 334.3 |
| unfinished | | 18.562 | 25.905 | | | 334.3 |

| Lap | Lap Time | T1 | T2 | T3 | T4 | Speed |
|-----|-------------------|---------------|---------------|---------------|---------------|-------|
| 27 | 14'00.562 | 16.671 | 27.175 | 23.974 | 23.601 | 305.0 |
| 28 | 1'30.205 | 18.493 | 25.693 | 22.966 | 23.053 | 330.2 |
| 29 | 1'30.047 | 18.528 | 25.507 | 22.836 | 23.176 | 331.2 |
| 30 | 1'44.328 | 22.361 | 34.929 | 23.736 | 23.302 | 228.3 |
| 31 | 1'30.115 | 18.524 | 25.551 | 22.929 | 23.111 | 328.2 |
| 32 | 1'30.602 | 18.503 | 25.913 | 23.025 | 23.161 | 331.2 |
| 33 | 1'30.521 | 18.549 | 25.739 | 22.958 | 23.275 | 328.2 |
| 34 | 1'52.435 P | 21.778 | 31.543 | 26.121 | 32.993 | 198.5 |

| 10th 36 Joan MIR | | Honda HRC Castrol SPA | | | | |
|-------------------------|-------------------|-----------------------|---------------|---------------|---------------|--------------|
| Runs=4 | Total laps=22 | Full laps=14 | Valid laps=14 | | | |
| 12:28'07.020 | 19.696 | 28.707 | 24.441 | 24.273 | 266.0 | |
| 2 | 1'32.054 | 18.828 | 26.388 | 23.272 | 23.566 | 331.2 |
| 3 | 1'30.988 | 18.651 | 25.853 | 23.167 | 23.317 | 331.2 |
| 4 | 1'48.052 P | 18.541 | 25.902 | 23.005 | 40.604 | 331.2 |
| 5 | 47'38.200 | 16.631 | 28.240 | 23.904 | 23.794 | 280.5 |
| 6 | 1'31.447 | 18.763 | 26.152 | 23.145 | 23.387 | 331.2 |
| 7 | 1'30.884 | 18.548 | 26.061 | 23.095 | 23.180 | 332.3 |
| 8 | 1'30.984 | 18.597 | 25.923 | 23.126 | 23.338 | 331.2 |
| 9 | 1'31.001 | 18.527 | 25.969 | 23.066 | 23.439 | 332.3 |
| 10 | 1'30.881 | 18.608 | 25.924 | 23.009 | 23.340 | 331.2 |
| 11 | 1'47.007 P | 20.129 | 31.140 | 25.557 | 30.181 | 300.0 |
| 12 | 31'23.397 | 20.472 | 27.722 | 24.066 | 23.852 | 290.3 |
| 13 | 1'31.884 | 18.783 | 26.314 | 23.382 | 23.405 | 330.2 |
| 14 | 1'34.155 | 18.665 | 26.520 | 25.342 | 23.628 | 331.2 |
| 15 | 1'31.607 | 18.723 | 26.257 | 23.253 | 23.374 | 329.2 |
| 16 | 1'31.230 | 18.669 | 26.023 | 23.194 | 23.344 | 328.2 |
| 17 | 1'46.424 P | 21.035 | 27.594 | 25.328 | 32.467 | 297.5 |
| 18 | 12'34.658 | 18.183 | 27.086 | 24.123 | 23.541 | 313.9 |
| 19 | 1'30.236 | 18.454 | 25.781 | 22.912 | 23.089 | 328.2 |
| 20 | 1'30.067 | 18.528 | 25.624 | 22.807 | 23.108 | 329.2 |
| 21 | 1'36.323 | 18.484 | 27.730 | 26.710 | 23.399 | 333.3 |
| 22 | 1'45.996 P | 18.526 | 25.760 | 28.788 | 32.922 | 329.2 |

| 9th 43 Jack MILLER | | Prima Pramac Yamaha AUS | | | | |
|---------------------------|-------------------|-------------------------|---------------|--------|---------------|--------------|
| Runs=5 | Total laps=34 | Full laps=24 | Valid laps=24 | | | |
| 11:57'46.777 | 18.437 | 30.233 | 25.359 | 24.242 | 268.6 | |
| 2 | 1'32.960 | 18.977 | 26.607 | 23.763 | 23.613 | 324.3 |
| 3 | 1'32.611 | 18.877 | 26.452 | 23.619 | 23.663 | 327.2 |
| 4 | 1'32.554 | 18.907 | 26.275 | 23.549 | 23.823 | 329.2 |
| 5 | 1'32.265 | 18.895 | 26.264 | 23.430 | 23.676 | 330.2 |
| 6 | 1'45.381 P | 20.767 | 28.538 | 25.491 | 30.585 | 267.3 |
| 7 | 11'24.094 | 17.554 | 27.874 | 24.225 | 23.790 | 294.2 |
| 8 | 1'30.266 | 18.496 | 25.655 | 22.979 | 23.136 | 330.2 |
| 9 | 1'41.079 | 22.583 | 29.023 | 25.253 | 24.220 | 284.2 |
| 10 | 1'30.064 | 18.494 | 25.667 | 22.884 | 23.019 | 330.2 |
| 11 | 1'38.707 | 18.503 | 27.096 | 29.126 | 23.982 | 330.2 |
| 12 | 1'30.519 | 18.523 | 25.783 | 22.961 | 23.252 | 331.2 |
| 13 | 1'42.877 P | 18.675 | 28.915 | 25.384 | 29.903 | 311.2 |
| 14 | 28'47.912 | 17.193 | 28.201 | 25.255 | 27.442 | 290.3 |
| 15 | 1'31.043 | 18.669 | 25.886 | 23.169 | 23.319 | 328.2 |
| 16 | 1'31.096 | 18.622 | 25.884 | 22.985 | 23.605 | 330.2 |
| 17 | 1'30.804 | 18.673 | 25.797 | 23.053 | 23.281 | 329.2 |
| 18 | 1'31.125 | 18.600 | 25.838 | 23.246 | 23.441 | 328.2 |
| 19 | 1'30.863 | 18.630 | 25.825 | 23.087 | 23.321 | 328.2 |
| 20 | 1'30.878 | 18.662 | 25.939 | 23.053 | 23.224 | 329.2 |
| 21 | 1'48.839 P | 22.717 | 29.636 | 25.436 | 31.050 | 255.9 |
| 22 | 22'41.103 | 17.489 | 27.601 | 24.429 | 23.748 | 311.2 |
| 23 | 1'33.440 | 18.730 | 27.704 | 23.389 | 23.617 | 331.2 |
| 24 | 1'32.713 | 18.566 | 27.362 | 23.382 | 23.403 | 330.2 |
| 25 | 1'31.558 | 18.676 | 26.075 | 23.268 | 23.539 | 330.2 |
| 26 | 1'34.912 P | 18.690 | 26.095 | 23.223 | 26.904 | 329.2 |

| 11th 42 Alex RINS | | Monster Energy Yamaha SPA | | | | |
|--------------------------|-------------------|---------------------------|---------------|--------|---------------|--------------|
| Runs=6 | Total laps=29 | Full laps=17 | Valid laps=17 | | | |
| 12:16'34.593 | 16.885 | 28.686 | 26.289 | 25.742 | 295.0 | |
| 2 | 1'32.938 | 19.029 | 26.548 | 23.644 | 23.717 | 331.2 |
| 3 | 1'31.836 | 18.683 | 26.227 | 23.407 | 23.519 | 332.3 |
| 4 | 1'31.208 | 18.655 | 25.882 | 23.223 | 23.448 | 330.2 |
| 5 | 1'43.808 P | 18.608 | 25.868 | 25.923 | 33.409 | 330.2 |
| 6 | 15'25.671 | 16.105 | 28.348 | 25.727 | 25.827 | 311.2 |
| 7 | 1'36.373 | 19.012 | 29.609 | 24.035 | 23.717 | 329.2 |
| 8 | 1'34.514 | 18.699 | 27.931 | 24.039 | 23.845 | 333.3 |
| 9 | 1'31.727 | 18.654 | 26.198 | 23.405 | 23.470 | 332.3 |
| 10 | 1'31.129 | 18.547 | 26.053 | 23.110 | 23.419 | 333.3 |
| 11 | 1'41.409 P | 18.569 | 29.640 | 23.982 | 29.218 | 334.3 |
| 12 | 11'08.030 | 16.343 | 27.773 | 24.714 | 24.636 | 311.2 |
| 13 | 1'32.573 | 18.964 | 26.232 | 23.674 | 23.703 | 329.2 |
| 14 | 1'31.699 | 18.799 | 26.004 | 23.359 | 23.537 | 329.2 |
| 15 | 1'31.587 | 18.669 | 25.943 | 23.255 | 23.720 | 329.2 |
| 16 | 1'46.507 P | 20.710 | 28.146 | 25.247 | 32.404 | 308.5 |
| 17 | 10'34.223 | 16.417 | 29.998 | 24.214 | 24.107 | 312.1 |
| 18 | 1'32.200 | 18.800 | 26.177 | 23.498 | 23.725 | 329.2 |
| 19 | 1'31.675 | 18.760 | 26.017 | 23.317 | 23.581 | 330.2 |

Fastest Lap: Marc MARQUEZ Ducati Lenovo Team SPA **1'29.184** 18.336 25.364 22.618 22.866

These data/results cannot be reproduced, stored and/or transmitted in whole or in part by any manner of electronic, mechanical, photocopying, recording, broadcasting or otherwise now known or herein after developed without the previous express consent by the copyright owner, except for reproduction in daily press and regular printed publications on sale to the public within 60 days of the event related to those data/results and always provided that copyright symbol appears together as follows below.

© DORNA, 2025

Official MotoGP Timing by TISSOT

www.motogp.com

Buriram, Wednesday, February 12, 2025

Page 4 of 8



Day 1 Session 2

MotoGP

| Lap | Lap Time | T1 | T2 | T3 | T4 | Speed |
|-----|-----------------|--------|--------|--------|--------|-------|
| 20 | 1'35.709 | 18.754 | 28.914 | 24.061 | 23.980 | 331.2 |
| 21 | 1'45.712 P | 18.787 | 30.709 | 24.151 | 32.065 | 330.2 |
| 22 | 39'20.130 | 16.478 | 28.322 | 24.727 | 24.492 | 308.5 |
| 23 | 1'38.138 P | 18.936 | 26.219 | 23.842 | 29.141 | 327.2 |
| 24 | 7'59.552 | 15.726 | 27.347 | 24.143 | 23.736 | 322.3 |
| 25 | 1'30.742 | 18.723 | 25.725 | 23.065 | 23.229 | 330.2 |
| 26 | 1'30.278 | 18.487 | 25.656 | 22.956 | 23.179 | 331.2 |
| 27 | 1'30.206 | 18.507 | 25.685 | 22.935 | 23.079 | 330.2 |
| 28 | 1'30.330 | 18.512 | 25.743 | 22.945 | 23.130 | 330.2 |
| 29 | 1'44.977 P | 19.755 | 28.471 | 25.067 | 31.684 | 305.9 |

| 12th | 20 | Fabio QUARTARARO | Monster Energy Yamaha | FRA | | |
|--------|-----------------|------------------|-----------------------|--------|--------|-------|
| Runs=6 | Total laps=33 | Full laps=21 | Valid laps=21 | | | |
| 1 | 11:55'24.507 | 15.755 | 29.333 | 25.547 | 24.190 | 313.0 |
| 2 | 1'31.505 | 18.785 | 26.263 | 23.242 | 23.215 | 328.2 |
| 3 | 1'30.657 | 18.646 | 25.896 | 23.001 | 23.114 | 329.2 |
| 4 | 1'30.454 | 18.645 | 25.853 | 22.871 | 23.085 | 329.2 |
| 5 | 1'30.498 | 18.694 | 25.861 | 22.885 | 23.058 | 329.2 |
| 6 | 1'39.381 | 18.660 | 31.493 | 25.508 | 23.720 | 334.3 |
| 7 | 1'32.998 P | 18.529 | 25.939 | 22.913 | 25.617 | 331.2 |
| 8 | 19'10.395 | 15.822 | 27.840 | 25.018 | 23.947 | 320.4 |
| 9 | 1'31.051 | 18.595 | 26.012 | 23.167 | 23.277 | 331.2 |
| 10 | 1'30.576 | 18.601 | 25.844 | 23.007 | 23.124 | 332.3 |
| 11 | 1'37.205 | 18.510 | 29.980 | 24.516 | 24.199 | 332.3 |
| 12 | 1'30.659 | 18.543 | 25.892 | 22.988 | 23.236 | 332.3 |
| 13 | 1'30.613 | 18.528 | 25.874 | 23.003 | 23.208 | 333.3 |
| 14 | 1'39.676 P | 19.534 | 27.285 | 24.592 | 28.265 | 315.7 |
| 15 | 13'00.751 | 16.276 | 32.292 | 24.150 | 23.668 | 321.4 |
| 16 | 1'31.395 | 18.579 | 26.161 | 23.265 | 23.390 | 333.3 |
| 17 | 1'30.779 | 18.549 | 25.910 | 23.118 | 23.202 | 334.3 |
| 18 | 1'30.710 | 18.602 | 25.886 | 22.955 | 23.267 | 331.2 |
| 19 | 1'30.826 | 18.604 | 25.870 | 23.002 | 23.350 | 331.2 |
| 20 | 1'41.613 P | 21.086 | 28.110 | 24.547 | 27.870 | 301.6 |
| 21 | 15'11.769 | 16.576 | 27.554 | 24.219 | 23.706 | 318.5 |
| 22 | 1'30.646 | 18.506 | 25.896 | 23.077 | 23.167 | 333.3 |
| 23 | 1'30.233 | 18.450 | 25.764 | 22.905 | 23.114 | 333.3 |
| 24 | 1'30.322 | 18.519 | 25.758 | 22.868 | 23.177 | 332.3 |
| 25 | 1'51.129 P | 22.504 | 29.649 | 28.722 | 30.254 | 282.7 |
| 26 | 13'38.995 | 16.614 | 28.088 | 24.338 | 23.609 | 313.0 |
| 27 | 1'34.601 | 18.524 | 29.215 | 23.439 | 23.423 | 333.3 |
| 28 | 1'30.865 | 18.400 | 25.996 | 23.131 | 23.338 | 336.4 |
| 29 | 1'37.143 P | 18.513 | 26.668 | 23.869 | 28.093 | 334.3 |
| 30 | 8'12.837 | 15.794 | 27.725 | 24.338 | 24.001 | 320.4 |
| 31 | 1'31.077 | 18.642 | 26.018 | 23.138 | 23.279 | 332.3 |
| 32 | 1'30.770 | 18.520 | 25.955 | 23.060 | 23.235 | 333.3 |
| 33 | 1'46.107 P | 18.558 | 26.284 | 29.789 | 31.476 | 334.3 |

| 13th | 10 | Luca MARINI | Honda HRC Castrol | ITA | | |
|--------|-----------------|--------------|-------------------|--------|--------|-------|
| Runs=6 | Total laps=29 | Full laps=17 | Valid laps=17 | | | |
| 1 | 12:30'07.400 | 16.463 | 28.051 | 24.082 | 23.733 | 282.7 |
| 2 | 1'32.515 | 18.689 | 26.716 | 23.822 | 23.288 | 330.2 |
| 3 | 1'31.397 | 18.592 | 26.269 | 23.208 | 23.328 | 329.2 |
| 4 | 1'31.459 | 18.823 | 25.945 | 23.246 | 23.445 | 326.2 |
| 5 | 1'40.180 P | 18.737 | 27.055 | 24.681 | 29.707 | 328.2 |
| 6 | 17'31.790 | 17.789 | 28.630 | 24.047 | 23.726 | 285.7 |

| Lap | Lap Time | T1 | T2 | T3 | T4 | Speed |
|-----|-----------------|--------|--------|--------|--------|-------|
| 7 | 1'31.908 | 18.774 | 26.280 | 23.345 | 23.509 | 330.2 |
| 8 | 1'31.596 | 18.663 | 26.092 | 23.227 | 23.614 | 329.2 |
| 9 | 1'43.077 P | 18.794 | 27.131 | 26.814 | 30.338 | 329.2 |
| 10 | 13'42.126 | 16.117 | 27.672 | 23.854 | 23.592 | 294.2 |
| 11 | 1'30.844 | 18.624 | 25.898 | 23.190 | 23.132 | 329.2 |
| 12 | 1'30.380 | 18.496 | 25.870 | 22.947 | 23.067 | 330.2 |
| 13 | 1'30.245 | 18.480 | 25.916 | 22.883 | 22.966 | 330.2 |
| 14 | 1'48.347 P | 21.108 | 31.301 | 25.635 | 30.303 | 308.5 |
| 15 | 32'52.185 | 19.011 | 27.381 | 23.562 | 23.311 | 290.3 |
| 16 | 1'31.030 | 18.671 | 26.066 | 23.166 | 23.127 | 328.2 |
| 17 | 1'30.546 | 18.577 | 25.927 | 22.925 | 23.117 | 330.2 |
| 18 | 1'30.410 | 18.580 | 25.855 | 22.894 | 23.081 | 329.2 |
| 19 | 1'39.424 P | 19.779 | 27.376 | 24.227 | 28.042 | 312.1 |
| 20 | 20'07.616 | 15.617 | 27.280 | 23.533 | 23.428 | 285.7 |
| 21 | 1'30.881 | 18.741 | 25.883 | 23.027 | 23.230 | 328.2 |
| 22 | 1'31.155 | 18.567 | 26.201 | 23.125 | 23.262 | 329.2 |
| 23 | 1'30.769 | 18.533 | 25.869 | 23.084 | 23.283 | 331.2 |
| 24 | 1'41.789 P | 19.721 | 27.796 | 25.188 | 29.084 | 312.1 |
| 25 | 10'53.504 | 16.292 | 27.559 | 23.664 | 23.666 | 281.9 |
| 26 | 1'31.402 | 18.715 | 26.194 | 23.106 | 23.387 | 327.2 |
| 27 | 1'31.132 | 18.752 | 25.969 | 23.084 | 23.327 | 328.2 |
| 28 | 1'31.183 | 18.679 | 26.070 | 23.054 | 23.380 | 329.2 |
| 29 | 1'44.231 P | 20.936 | 28.148 | 24.497 | 30.650 | 283.4 |

| 14th | 54 | Fermin ALDEGUER | Gresini Racing MotoGP | SPA | | |
|--------|-----------------|-----------------|-----------------------|--------|--------|-------|
| Runs=5 | Total laps=25 | Full laps=15 | Valid laps=18 | | | |
| 1 | 11:44'48.678 | 17.979 | 30.321 | 25.315 | 24.714 | 271.3 |
| 2 | 1'32.898 | 19.114 | 26.416 | 23.406 | 23.962 | 330.2 |
| 3 | 1'32.747 | 18.862 | 26.175 | 23.757 | 23.953 | 330.2 |
| | unfinished | 18.742 | 26.144 | | | 330.2 |
| 4 | 1'35.507 | 16.504 | 28.799 | 24.576 | 25.628 | 300.0 |
| 5 | 1'33.947 | 18.808 | 26.837 | 24.187 | 24.115 | 330.2 |
| 6 | 1'31.166 | 18.602 | 26.101 | 23.144 | 23.319 | 332.3 |
| 7 | 1'30.977 | 18.641 | 26.019 | 23.017 | 23.300 | 331.2 |
| 8 | 1'36.936 | 18.645 | 26.074 | 28.213 | 24.004 | 330.2 |
| 9 | 1'38.228 P | 18.636 | 26.133 | 23.108 | 30.351 | 329.2 |
| 10 | 16'32.978 | 16.122 | 28.193 | 24.071 | 24.088 | 310.3 |
| 11 | 1'32.283 | 18.855 | 26.503 | 23.423 | 23.502 | 328.2 |
| 12 | 1'31.250 | 18.662 | 26.067 | 23.147 | 23.374 | 329.2 |
| 13 | 1'31.136 | 18.638 | 26.062 | 23.136 | 23.300 | 330.2 |
| 14 | 1'39.628 P | 18.567 | 25.991 | 24.199 | 30.871 | 330.2 |
| 15 | 20'22.940 | 17.242 | 28.641 | 24.582 | 24.262 | 271.3 |
| 16 | 1'31.795 | 18.749 | 26.317 | 23.236 | 23.493 | 323.3 |
| 17 | 1'31.239 | 18.703 | 26.069 | 23.127 | 23.340 | 331.2 |
| 18 | 1'31.388 | 18.739 | 26.109 | 23.063 | 23.477 | 331.2 |
| 19 | 1'31.278 | 18.686 | 26.018 | 23.132 | 23.442 | 331.2 |
| 20 | 1'42.565 P | 19.046 | 29.636 | 24.668 | 29.215 | 310.3 |
| 21 | 11'26.215 | 18.139 | 27.960 | 24.171 | 24.062 | 305.0 |
| 22 | 1'31.269 | 18.648 | 25.878 | 23.481 | 23.262 | 330.2 |
| 23 | 1'30.373 | 18.597 | 25.796 | 22.965 | 23.015 | 329.2 |
| 24 | 1'30.484 | 18.510 | 25.867 | 22.911 | 23.196 | 330.2 |
| 25 | 1'42.335 P | 18.459 | 26.166 | 27.004 | 30.706 | 330.2 |

Fastest Lap: Marc MARQUEZ Ducati Lenovo Team SPA **1'29.184** 18.336 25.364 22.618 22.866

These data/results cannot be reproduced, stored and/or transmitted in whole or in part by any manner of electronic, mechanical, photocopying, recording, broadcasting or otherwise now known or herein after developed without the previous express consent by the copyright owner, except for reproduction in daily press and regular printed publications on sale to the public within 60 days of the event related to those data/results and always provided that copyright symbol appears together as follows below.

© DORNA, 2025

Official MotoGP Timing by TISSOT

www.motogp.com

Buriram, Wednesday, February 12, 2025

Page 5 of 8



Day 1 Session 2

MotoGP

| Lap | Lap Time | T1 | T2 | T3 | T4 | Speed |
|--|-------------------|---------------|--------------|---------------|--------|-------|
| 15th 23 Enea BASTIANINI Red Bull KTM Tech3 ITA | | | | | | |
| | Runs=6 | Total laps=35 | Full laps=24 | Valid laps=24 | | |
| 1 | 12:18'52.153 | 16.823 | 28.389 | 24.926 | 24.330 | 300.0 |
| 2 | 1'33.144 | 18.952 | 26.866 | 23.621 | 23.705 | 330.2 |
| 3 | 1'34.481 | 18.809 | 28.309 | 23.592 | 23.771 | 332.3 |
| 4 | 1'32.651 | 18.843 | 26.598 | 23.402 | 23.808 | 331.2 |
| 5 | 1'34.640 | 18.789 | 28.341 | 23.712 | 23.798 | 333.3 |
| 6 | 1'32.882 | 18.931 | 26.686 | 23.528 | 23.737 | 331.2 |
| 7 | 1'40.757 P | 20.764 | 27.206 | 23.686 | 29.101 | 321.4 |
| 8 | 23'35.004 | 16.820 | 27.896 | 24.114 | 24.551 | 290.3 |
| 9 | 1'32.604 | 18.759 | 26.895 | 23.447 | 23.503 | 330.2 |
| 10 | 1'31.128 | 18.659 | 26.146 | 23.175 | 23.148 | 329.2 |
| 11 | 1'31.068 | 18.562 | 25.922 | 23.111 | 23.473 | 330.2 |
| 12 | 1'31.114 | 18.765 | 25.959 | 23.107 | 23.283 | 330.2 |
| 13 | 1'37.704 P | 18.755 | 26.074 | 23.329 | 29.546 | 331.2 |
| 14 | 20'25.364 | 17.925 | 27.413 | 23.962 | 24.129 | 284.9 |
| 15 | 1'32.029 | 18.686 | 26.386 | 23.473 | 23.484 | 333.3 |
| 16 | 1'32.016 | 18.652 | 26.618 | 23.288 | 23.458 | 334.3 |
| 17 | 1'34.265 | 18.721 | 27.170 | 24.283 | 24.091 | 332.3 |
| 18 | 1'31.786 | 18.651 | 26.342 | 23.318 | 23.475 | 333.3 |
| 19 | 1'39.837 P | 19.217 | 26.821 | 23.920 | 29.879 | 327.2 |
| 20 | 27'07.219 | 16.283 | 27.416 | 24.073 | 23.938 | 317.6 |
| 21 | 1'31.763 | 18.739 | 26.185 | 23.370 | 23.469 | 330.2 |
| 22 | 1'31.677 | 18.648 | 26.184 | 23.413 | 23.432 | 330.2 |
| 23 | 1'31.966 | 18.706 | 26.336 | 23.400 | 23.524 | 330.2 |
| 24 | 1'34.157 | 18.765 | 27.064 | 24.471 | 23.857 | 330.2 |
| 25 | 1'32.021 | 18.756 | 26.320 | 23.414 | 23.531 | 331.2 |
| 26 | 1'39.073 P | 19.152 | 26.633 | 23.908 | 29.380 | 329.2 |
| 27 | 15'24.742 | 16.108 | 26.955 | 23.632 | 23.820 | 318.5 |
| 28 | 1'30.791 | 18.626 | 25.851 | 23.075 | 23.239 | 332.3 |
| 29 | 1'30.461 | 18.436 | 25.807 | 23.103 | 23.115 | 333.3 |
| 30 | 1'30.604 | 18.521 | 25.930 | 23.033 | 23.120 | 332.3 |
| 31 | 1'39.430 P | 19.116 | 26.799 | 23.698 | 29.817 | 329.2 |
| 32 | 9'47.994 | 16.568 | 27.087 | 23.795 | 23.849 | 311.2 |
| 33 | 1'31.289 | 18.536 | 26.108 | 23.326 | 23.319 | 332.3 |
| 34 | 1'31.391 | 18.657 | 26.191 | 23.227 | 23.316 | 332.3 |
| 35 | 1'31.365 | 18.615 | 26.157 | 23.201 | 23.392 | 332.3 |
| 16th 88 Miguel OLIVEIRA Prima Pramac Yamaha POR | | | | | | |
| | Runs=8 | Total laps=41 | Full laps=25 | Valid laps=25 | | |
| 1 | 11:54'41.933 | 17.858 | 29.496 | 25.730 | 25.466 | 256.5 |
| 2 | 1'35.014 | 19.106 | 27.493 | 24.204 | 24.211 | 313.0 |
| 3 | 1'33.618 | 18.858 | 26.554 | 24.136 | 24.070 | 329.2 |
| 4 | 1'33.056 | 18.915 | 26.679 | 23.699 | 23.763 | 328.2 |
| 5 | 1'41.134 P | 18.988 | 28.043 | 24.558 | 29.545 | 323.3 |
| 6 | 11'49.022 | 17.308 | 28.282 | 24.560 | 24.198 | 288.0 |
| 7 | 1'33.124 | 18.676 | 26.501 | 24.170 | 23.777 | 333.3 |
| 8 | 1'31.527 | 18.617 | 26.318 | 23.198 | 23.394 | 333.3 |
| 9 | 1'37.368 P | 18.577 | 26.124 | 23.197 | 29.470 | 333.3 |
| 10 | 15'10.200 | 19.573 | 29.650 | 24.501 | 24.185 | 189.8 |
| 11 | 1'32.889 | 18.912 | 26.560 | 23.619 | 23.798 | 329.2 |
| 12 | 1'32.631 | 18.589 | 26.559 | 23.765 | 23.718 | 329.2 |
| 13 | 1'31.839 | 18.718 | 26.245 | 23.340 | 23.536 | 330.2 |
| 14 | 1'44.872 P | 22.025 | 27.937 | 24.693 | 30.217 | 295.0 |

| Lap | Lap Time | T1 | T2 | T3 | T4 | Speed |
|-----|-------------------|--------|--------|--------|--------|-------|
| 15 | 23'09.628 | 16.832 | 28.465 | 24.651 | 24.150 | 276.2 |
| 16 | 1'33.621 | 18.824 | 26.659 | 23.558 | 24.580 | 330.2 |
| 17 | 1'32.074 | 18.772 | 26.335 | 23.387 | 23.580 | 329.2 |
| 18 | 1'31.907 | 18.755 | 26.255 | 23.380 | 23.517 | 329.2 |
| 19 | 1'41.729 P | 18.691 | 26.158 | 27.403 | 29.477 | 329.2 |
| 20 | 20'05.935 | 16.880 | 28.479 | 24.782 | 24.473 | 287.2 |
| 21 | 1'32.330 | 18.773 | 26.429 | 23.502 | 23.626 | 331.2 |
| 22 | 1'31.962 | 18.683 | 26.212 | 23.368 | 23.699 | 332.3 |
| 23 | 1'32.204 | 18.705 | 26.344 | 23.400 | 23.755 | 333.3 |
| 24 | 1'40.841 P | 20.253 | 27.739 | 24.379 | 28.470 | 278.3 |
| 25 | 11'22.985 | 16.986 | 27.834 | 24.430 | 24.276 | 303.3 |
| 26 | 1'32.853 | 18.806 | 26.574 | 23.596 | 23.877 | 331.2 |
| 27 | 1'32.248 | 18.764 | 26.258 | 23.434 | 23.792 | 331.2 |
| 28 | 1'32.332 | 18.787 | 26.272 | 23.572 | 23.701 | 331.2 |
| 29 | 1'41.452 P | 21.058 | 27.943 | 24.242 | 28.209 | 295.8 |
| 30 | 9'40.734 | 17.077 | 27.357 | 23.983 | 23.687 | 308.5 |
| 31 | 1'31.275 | 18.562 | 26.192 | 23.188 | 23.333 | 332.3 |
| 32 | 1'30.921 | 18.495 | 26.016 | 23.032 | 23.378 | 332.3 |
| 33 | 1'30.935 | 18.567 | 25.915 | 23.031 | 23.422 | 331.2 |
| 34 | 1'30.738 | 18.507 | 25.843 | 23.070 | 23.318 | 331.2 |
| 35 | 1'44.197 P | 21.695 | 28.375 | 25.035 | 29.092 | 287.2 |
| 36 | 18'07.954 | 17.611 | 28.464 | 24.854 | 24.889 | 287.2 |
| 37 | 1'33.448 | 18.787 | 26.601 | 23.697 | 24.363 | 324.3 |
| 38 | 1'31.733 | 18.707 | 26.226 | 23.331 | 23.469 | 330.2 |
| 39 | 1'31.386 | 18.650 | 26.140 | 23.212 | 23.384 | 331.2 |
| 40 | 1'31.233 | 18.547 | 26.111 | 23.188 | 23.387 | 331.2 |
| 41 | 1'42.147 P | 19.983 | 28.003 | 24.729 | 29.432 | 299.1 |

| Lap | Lap Time | T1 | T2 | T3 | T4 | Speed |
|--|-------------------|---------------|--------------|---------------|--------|-------|
| 17th 79 Ai OGURA Trackhouse MotoGP Te JPN | | | | | | |
| | Runs=5 | Total laps=41 | Full laps=31 | Valid laps=31 | | |
| 1 | 12:01'47.332 | 19.055 | 28.813 | 25.114 | 24.540 | 287.2 |
| 2 | 1'33.271 | 19.038 | 26.766 | 23.602 | 23.865 | 330.2 |
| 3 | 1'51.969 | 18.808 | 44.911 | 24.376 | 23.874 | 332.3 |
| 4 | 1'31.909 | 18.927 | 26.100 | 23.257 | 23.625 | 331.2 |
| 5 | 1'31.581 | 18.717 | 26.099 | 23.192 | 23.573 | 334.3 |
| 6 | 1'44.256 P | 18.882 | 26.605 | 24.690 | 34.079 | 333.3 |
| 7 | 11'52.584 | 21.833 | 29.210 | 24.148 | 24.025 | 193.2 |
| 8 | 1'32.246 | 18.802 | 26.261 | 23.378 | 23.805 | 332.3 |
| 9 | 1'31.828 | 18.757 | 26.203 | 23.262 | 23.606 | 332.3 |
| 10 | 1'32.218 | 18.863 | 26.238 | 23.402 | 23.715 | 333.3 |
| 11 | 1'32.026 | 18.718 | 26.366 | 23.313 | 23.629 | 333.3 |
| 12 | 1'45.608 P | 18.890 | 26.280 | 25.147 | 35.291 | 332.3 |
| 13 | 21'54.785 | 21.361 | 28.809 | 24.505 | 24.074 | 271.3 |
| 14 | 1'31.556 | 18.740 | 26.104 | 23.216 | 23.496 | 330.2 |
| 15 | 1'30.821 | 18.665 | 25.745 | 23.109 | 23.302 | 329.2 |
| 16 | 1'30.888 | 18.622 | 25.869 | 23.039 | 23.358 | 332.3 |
| 17 | 1'32.950 | 19.124 | 25.891 | 23.186 | 24.749 | 328.2 |
| 18 | 1'31.629 | 18.957 | 25.960 | 23.189 | 23.523 | 331.2 |
| 19 | 1'31.176 | 18.810 | 25.866 | 23.124 | 23.376 | 332.3 |
| 20 | 1'31.128 | 18.805 | 25.870 | 23.049 | 23.404 | 330.2 |
| 21 | 1'30.986 | 18.672 | 25.906 | 23.002 | 23.406 | 332.3 |
| 22 | 1'31.189 | 18.649 | 25.918 | 23.048 | 23.574 | 333.3 |
| 23 | 1'31.761 | 18.667 | 26.240 | 23.224 | 23.630 | 332.3 |
| 24 | 1'31.516 | 18.661 | 26.186 | 23.162 | 23.507 | 333.3 |

Fastest Lap: Marc MARQUEZ Ducati Lenovo Team SPA **1'29.184** 18.336 25.364 22.618 22.866

These data/results cannot be reproduced, stored and/or transmitted in whole or in part by any manner of electronic, mechanical, photocopying, recording, broadcasting or otherwise now known or herein after developed without the previous express consent by the copyright owner, except for reproduction in daily press and regular printed publications on sale to the public within 60 days of the event related to those data/results and always provided that copyright symbol appears together as follows below.

© DORNA, 2025

Official MotoGP Timing by TISSOT

www.motogp.com

Buriram, Wednesday, February 12, 2025

Day 1 Session 2

MotoGP

| Lap | Lap Time | T1 | T2 | T3 | T4 | Speed |
|-----|-------------------|--------|--------|--------|--------|-------|
| 25 | 1'31.533 | 18.792 | 26.044 | 23.242 | 23.455 | 331.2 |
| 26 | 1'31.343 | 18.717 | 26.061 | 23.083 | 23.482 | 331.2 |
| 27 | 1'56.691 P | 23.329 | 29.480 | 26.151 | 37.731 | 267.3 |
| 28 | 42'36.833 | 18.225 | 28.822 | 24.932 | 24.673 | 303.3 |
| 29 | 1'32.528 | 18.904 | 26.360 | 23.403 | 23.861 | 329.2 |
| 30 | 1'31.996 | 18.802 | 26.229 | 23.345 | 23.620 | 332.3 |
| 31 | 1'33.876 | 18.905 | 26.082 | 25.025 | 23.864 | 331.2 |
| 32 | 1'31.673 | 18.746 | 26.011 | 23.315 | 23.601 | 331.2 |
| 33 | 1'31.851 | 18.781 | 26.057 | 23.374 | 23.639 | 332.3 |
| 34 | 1'52.790 P | 18.917 | 27.666 | 24.988 | 41.219 | 330.2 |
| 35 | 13'15.461 | 18.268 | 27.706 | 24.606 | 24.217 | 320.4 |
| 36 | 1'32.551 | 19.002 | 26.327 | 23.415 | 23.807 | 330.2 |
| 37 | 1'32.533 | 18.807 | 26.252 | 23.691 | 23.783 | 331.2 |
| 38 | 1'32.271 | 18.819 | 26.301 | 23.401 | 23.750 | 331.2 |
| 39 | 1'32.531 | 18.900 | 26.199 | 23.498 | 23.934 | 330.2 |
| 40 | 1'33.466 | 18.913 | 26.288 | 23.507 | 24.758 | 331.2 |
| 41 | 2'02.334 P | 22.740 | 32.576 | 26.166 | 40.852 | 243.7 |

| 18th 12 | | Maverick VIÑALES | | Red Bull KTM Tech3 | | SPA |
|--------------|-------------------|------------------|---------------|--------------------|--------|-------|
| Runs=4 | Total laps=34 | Full laps=26 | Valid laps=26 | | | |
| 12:43'01.610 | 17.721 | 27.971 | 24.057 | 24.045 | 306.8 | |
| 2 | 1'33.747 | 18.653 | 27.962 | 23.593 | 23.539 | 334.3 |
| 3 | 1'31.994 | 18.570 | 26.572 | 23.436 | 23.416 | 336.4 |
| 4 | 1'31.097 | 18.717 | 26.040 | 23.082 | 23.258 | 332.3 |
| 5 | 1'35.443 | 18.726 | 28.257 | 25.076 | 23.384 | 333.3 |
| 6 | 1'33.993 | 18.671 | 26.274 | 25.539 | 23.509 | 335.4 |
| 7 | 1'39.034 P | 18.643 | 26.141 | 23.101 | 31.149 | 333.3 |
| 8 | 15'40.071 | 16.838 | 26.992 | 23.997 | 23.865 | 318.5 |
| 9 | 1'31.997 | 18.817 | 26.249 | 23.427 | 23.504 | 331.2 |
| 10 | 1'32.901 | 18.699 | 25.981 | 24.703 | 23.518 | 332.3 |
| 11 | 1'33.378 | 18.654 | 26.454 | 24.359 | 23.911 | 332.3 |
| 12 | 1'42.025 P | 18.707 | 26.384 | 23.993 | 32.941 | 334.3 |
| 13 | 34'55.555 | 16.293 | 27.745 | 23.985 | 23.642 | 320.4 |
| 14 | 1'33.547 | 18.633 | 27.752 | 23.561 | 23.601 | 335.4 |
| 15 | 1'31.279 | 18.565 | 25.959 | 23.348 | 23.407 | 335.4 |
| 16 | 1'31.657 | 18.666 | 26.262 | 23.303 | 23.426 | 334.3 |
| 17 | 1'31.429 | 18.799 | 26.043 | 23.242 | 23.345 | 333.3 |
| 18 | 1'42.100 P | 18.740 | 26.582 | 27.182 | 29.596 | 333.3 |
| 19 | 18'04.732 | 16.283 | 27.172 | 23.843 | 23.406 | 322.3 |
| 20 | 1'30.831 | 18.619 | 25.770 | 23.302 | 23.140 | 333.3 |
| 21 | 1'30.921 | 18.644 | 25.882 | 23.073 | 23.322 | 334.3 |
| 22 | 1'30.935 | 18.656 | 25.969 | 23.097 | 23.213 | 335.4 |
| 23 | 1'31.097 | 18.612 | 26.136 | 23.178 | 23.171 | 335.4 |
| 24 | 1'31.767 | 18.540 | 26.128 | 23.747 | 23.352 | 335.4 |
| 25 | 1'30.827 | 18.631 | 25.924 | 23.091 | 23.181 | 334.3 |
| 26 | 1'31.701 | 18.570 | 26.260 | 23.534 | 23.337 | 335.4 |
| 27 | 1'31.168 | 18.596 | 26.062 | 23.136 | 23.374 | 333.3 |
| 28 | 1'31.193 | 18.617 | 26.082 | 23.147 | 23.347 | 333.3 |
| 29 | 1'34.144 | 19.743 | 27.675 | 23.331 | 23.395 | 308.5 |
| 30 | 1'33.994 | 18.692 | 26.287 | 24.787 | 24.228 | 334.3 |
| 31 | 1'33.041 | 18.711 | 27.704 | 23.235 | 23.391 | 333.3 |
| 32 | 1'31.068 | 18.628 | 26.106 | 23.085 | 23.249 | 336.4 |
| 33 | 1'33.750 | 18.804 | 26.153 | 25.266 | 23.527 | 334.3 |
| 34 | 1'44.313 P | 20.297 | 26.730 | 24.974 | 32.312 | 323.3 |

| Lap | Lap Time | T1 | T2 | T3 | T4 | Speed |
|--|--------------------|---------------|--------|--------------|--------|---------------|
| 19th 25 Raul FERNANDEZ Trackhouse MotoGP Te SPA | | | | | | |
| Runs=7 | | Total laps=33 | | Full laps=20 | | Valid laps=20 |
| 12:05'58.438 | | 17.529 | 29.415 | 24.868 | 24.355 | 285.7 |
| 2 | 1'33.459 | 19.162 | 26.794 | 23.575 | 23.928 | 330.2 |
| 3 | 1'44.286 P | 19.051 | 27.066 | 24.179 | 33.990 | 329.2 |
| 4 | 3'57.505 | 16.638 | 27.397 | 23.637 | 23.977 | 311.2 |
| 5 | 1'31.223 | 18.778 | 26.098 | 23.031 | 23.316 | 333.3 |
| 6 | 1'31.511 | 18.767 | 26.246 | 23.084 | 23.414 | 333.3 |
| 7 | 1'31.511 | 18.701 | 26.076 | 23.029 | 23.705 | 334.3 |
| 8 | 1'45.752 P | 19.895 | 27.138 | 23.744 | 34.975 | 322.3 |
| 9 | 18'05.816 | 16.937 | 28.330 | 24.099 | 24.162 | 289.5 |
| 10 | 1'34.531 | 19.085 | 26.213 | 25.538 | 23.695 | 330.2 |
| 11 | 1'31.461 | 18.733 | 26.243 | 23.061 | 23.424 | 331.2 |
| 12 | 1'31.285 | 18.709 | 26.092 | 23.052 | 23.432 | 333.3 |
| 13 | 1'31.074 | 18.639 | 26.081 | 23.015 | 23.339 | 333.3 |
| 14 | 1'46.856 P | 19.353 | 27.772 | 24.294 | 35.437 | 321.4 |
| 15 | 23'35.116 | 17.392 | 28.497 | 24.291 | 24.085 | 276.9 |
| 16 | 1'31.833 | 18.913 | 26.291 | 23.121 | 23.508 | 332.3 |
| 17 | 1'35.423 | 18.764 | 26.201 | 26.500 | 23.958 | 332.3 |
| 18 | 1'31.849 | 18.764 | 26.368 | 23.068 | 23.649 | 331.2 |
| 19 | 1'31.694 | 18.700 | 26.149 | 23.166 | 23.679 | 334.3 |
| 20 | 1'46.855 P | 19.917 | 29.958 | 24.192 | 32.788 | 316.7 |
| 21 | 44'26.629 P | 19.751 | 29.543 | 26.827 | 34.071 | 275.5 |
| 22 | 3'57.065 | 21.915 | 28.644 | 24.110 | 24.028 | 269.3 |
| 23 | 1'42.362 | 18.893 | 30.483 | 28.931 | 24.055 | 330.2 |
| 24 | 1'33.933 | 19.009 | 26.524 | 24.131 | 24.269 | 334.3 |
| 25 | 1'32.324 | 18.896 | 26.410 | 23.347 | 23.671 | 329.2 |
| 26 | 1'32.182 | 18.853 | 26.382 | 23.300 | 23.647 | 331.2 |
| 27 | 1'45.038 P | 18.961 | 27.056 | 23.619 | 35.402 | 324.3 |
| 28 | 8'45.023 | 16.194 | 27.867 | 24.396 | 23.847 | 308.5 |
| 29 | 1'31.153 | 18.711 | 26.145 | 23.083 | 23.214 | 330.2 |
| 30 | 1'32.505 | 18.837 | 26.346 | 23.637 | 23.685 | 329.2 |
| 31 | 1'31.208 | 18.658 | 26.005 | 23.162 | 23.383 | 331.2 |
| 32 | 1'31.063 | 18.572 | 26.050 | 22.993 | 23.448 | 331.2 |
| 33 | 1'57.372 P | 24.629 | 29.518 | 25.657 | 37.568 | 231.2 |

| 20th 35 | | Somkiat CHANTRA | | IDEMITSU Honda LCR | | THA |
|-------------|-------------------|-----------------|---------------|--------------------|--------|-------|
| Runs=5 | Total laps=26 | Full laps=16 | Valid laps=16 | | | |
| 1 | 2'31.223 | 17.319 | 28.311 | 24.696 | 24.128 | 305.0 |
| 2 | 1'32.164 | 18.883 | 26.412 | 23.243 | 23.626 | 322.3 |
| 3 | 1'32.127 | 18.665 | 26.513 | 23.395 | 23.554 | 326.2 |
| 4 | 1'38.881 P | 18.839 | 26.484 | 23.865 | 29.693 | 325.3 |
| 5 | 8'41.472 | 16.113 | 28.406 | 24.887 | 24.632 | 311.2 |
| 6 | 1'34.195 | 19.274 | 27.142 | 23.733 | 24.046 | 316.7 |
| 7 | 1'33.927 | 19.320 | 26.935 | 23.784 | 23.888 | 316.7 |
| 8 | 1'39.824 P | 19.116 | 27.017 | 23.983 | 29.708 | 317.6 |
| 9:08'13.710 | | 16.796 | 28.955 | 27.188 | 24.092 | 312.1 |
| 10 | 1'33.342 | 18.771 | 26.734 | 23.817 | 24.020 | 332.3 |
| 11 | 1'33.198 | 18.938 | 26.608 | 23.666 | 23.986 | 328.2 |
| 12 | 1'32.613 | 18.796 | 26.437 | 23.549 | 23.831 | 326.2 |
| 13 | 1'32.822 | 18.904 | 26.418 | 23.567 | 23.933 | 326.2 |
| 14 | 1'45.016 P | 19.120 | 27.297 | 25.615 | 32.984 | 326.2 |
| 15 | 12'18.940 | 16.137 | 27.848 | 24.903 | 24.210 | 320.4 |
| 16 | 1'31.532 | 18.657 | 26.099 | 23.260 | 23.516 | 327.2 |

Fastest Lap: Marc MARQUEZ Ducati Lenovo Team SPA **1'29.184** 18.336 25.364 22.618 22.866

These data/results cannot be reproduced, stored and/or transmitted in whole or in part by any manner of electronic, mechanical, photocopying, recording, broadcasting or otherwise now known or herein after developed without the previous express consent by the copyright owner, except for reproduction in daily press and regular printed publications on sale to the public within 60 days of the event related to those data/results and always provided that copyright symbol appears together as follows below.

© DORNA, 2025

Official MotoGP Timing by  TISSOT

www.motogp.com

Buriram, Wednesday, February 12, 2025

Page 7 of 8



Day 1 Session 2

MotoGP

| Lap | Lap Time | T1 | T2 | T3 | T4 | Speed | Lap | Lap Time | T1 | T2 | T3 | T4 | Speed |
|-----|-----------------|----------|--------|--------|--------|-------|-----|----------|----|----|----|----|-------|
| 17 | 1'31.208 | 18.587 | 26.006 | 23.201 | 23.414 | 327.2 | | | | | | | |
| 18 | 1'31.554 | 18.671 | 26.008 | 23.255 | 23.620 | 325.3 | | | | | | | |
| 19 | 1'31.443 | 18.759 | 26.079 | 23.226 | 23.379 | 326.2 | | | | | | | |
| 20 | 1'49.205 | P 18.701 | 30.336 | 25.871 | 34.297 | 325.3 | | | | | | | |
| 21 | 20'57.190 | 17.365 | 28.235 | 24.437 | 24.285 | 313.0 | | | | | | | |
| 22 | 1'31.995 | 18.717 | 26.328 | 23.311 | 23.639 | 327.2 | | | | | | | |
| 23 | 1'31.863 | 18.716 | 26.171 | 23.329 | 23.647 | 326.2 | | | | | | | |
| 24 | 1'31.980 | 18.645 | 26.206 | 23.496 | 23.633 | 326.2 | | | | | | | |
| 25 | 1'31.671 | 18.665 | 26.116 | 23.294 | 23.596 | 326.2 | | | | | | | |
| 26 | 1'39.905 | P 18.760 | 26.327 | 23.669 | 31.149 | 325.3 | | | | | | | |

| 21st | 32 | Lorenzo SAVADORI | Aprilia Racing | ITA | | |
|--------------|-----------------|------------------|----------------|--------|--------|-------|
| Runs=6 | Total laps=35 | Full laps=24 | Valid laps=24 | | | |
| 12:14'52.219 | 20.117 | 31.526 | 44.094 | 32.104 | 276.2 | |
| 2 | 1'44.762 | 19.302 | 30.635 | 30.095 | 24.730 | 331.2 |
| 3 | 1'33.629 | 18.882 | 26.861 | 23.873 | 24.013 | 335.4 |
| 4 | 1'32.889 | 18.853 | 26.402 | 23.889 | 23.745 | 334.3 |
| 5 | 1'32.935 | 18.946 | 26.576 | 23.556 | 23.857 | 334.3 |
| 6 | 1'32.619 | 18.760 | 26.468 | 23.580 | 23.811 | 334.3 |
| 7 | 1'33.033 | 18.778 | 26.654 | 23.611 | 23.990 | 333.3 |
| 8 | 1'44.248 | P 20.928 | 29.501 | 25.025 | 28.794 | 306.8 |
| 9 | 20'57.051 | 17.452 | 28.638 | 24.628 | 24.145 | 279.7 |
| 10 | 1'33.285 | 18.940 | 26.742 | 23.759 | 23.844 | 330.2 |
| 11 | 1'32.877 | 18.900 | 26.558 | 23.535 | 23.884 | 330.2 |
| 12 | 1'33.021 | 18.968 | 26.322 | 23.786 | 23.945 | 329.2 |
| 13 | 1'32.359 | 18.842 | 26.420 | 23.425 | 23.672 | 333.3 |
| 14 | 1'45.435 | P 21.625 | 29.188 | 25.110 | 29.512 | 314.8 |
| 15 | 20'06.662 | 17.629 | 28.269 | 37.838 | 26.120 | 282.7 |
| 16 | 1'53.741 | 18.872 | 41.277 | 28.063 | 25.529 | 332.3 |
| 17 | 1'42.245 | 18.762 | 26.336 | 27.037 | 30.110 | 335.4 |
| 18 | 1'32.747 | 18.719 | 26.621 | 23.663 | 23.744 | 334.3 |
| 19 | 1'45.005 | P 18.758 | 29.927 | 26.297 | 30.023 | 336.4 |
| 20 | 11'20.595 | 17.891 | 33.499 | 27.336 | 24.701 | 289.5 |
| 21 | 1'32.432 | 18.768 | 26.568 | 23.490 | 23.606 | 328.2 |
| 22 | 1'31.730 | 18.686 | 26.216 | 23.355 | 23.473 | 333.3 |
| 23 | 1'31.972 | 18.773 | 26.154 | 23.380 | 23.665 | 333.3 |
| 24 | 1'42.910 | P 20.141 | 28.494 | 24.750 | 29.525 | 310.3 |
| 25 | 16'57.726 | 22.554 | 29.790 | 24.139 | 24.228 | 148.9 |
| 26 | 1'32.718 | 19.007 | 26.296 | 23.840 | 23.575 | 330.2 |
| 27 | 1'32.044 | 18.836 | 26.203 | 23.347 | 23.658 | 331.2 |
| 28 | 1'32.279 | 18.877 | 26.303 | 23.389 | 23.710 | 330.2 |
| 29 | 1'32.070 | 18.742 | 26.199 | 23.358 | 23.771 | 331.2 |
| 30 | 1'47.463 | P 21.465 | 32.186 | 24.860 | 28.952 | 305.0 |
| 31 | 13'00.895 | 18.323 | 29.141 | 25.298 | 24.393 | 280.5 |
| 32 | 1'34.117 | 19.081 | 27.194 | 23.820 | 24.022 | 330.2 |
| 33 | 1'32.442 | 18.802 | 26.455 | 23.550 | 23.635 | 329.2 |
| 34 | 1'32.596 | 18.740 | 26.477 | 23.563 | 23.816 | 331.2 |
| 35 | 1'42.217 | 21.137 | 31.949 | 24.178 | 24.953 | 313.9 |
| unfinished | 21.828 | | | | | 226.8 |

| | | | | | | | | |
|---------------------|--------------|--------------------|-----|-----------------|--------|--------|--------|--------|
| Fastest Lap: | Marc MARQUEZ | Ducati Lenovo Team | SPA | 1'29.184 | 18.336 | 25.364 | 22.618 | 22.866 |
|---------------------|--------------|--------------------|-----|-----------------|--------|--------|--------|--------|

These data/results cannot be reproduced, stored and/or transmitted in whole or in part by any manner of electronic, mechanical, photocopying, recording, broadcasting or otherwise now known or herein after developed without the previous express consent by the copyright owner, except for reproduction in daily press and regular printed publications on sale to the public within 60 days of the event related to those data/results and always provided that copyright symbol appears together as follows below.

© DORNA, 2025

Official MotoGP Timing by  TISSOT

www.motogp.com

Buriram, Wednesday, February 12, 2025

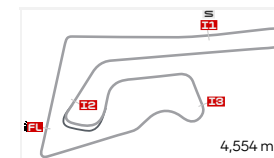
Page 8 of 8



BEST PARTIAL TIMES

THAILAND MOTOGP OFFICIAL TEST

DAY 1 SESSION 2



Chang International Circuit

IT Ideal Lap Time, sum of the best partial times

BT Best Lap Time

| Pos | T1 | | T2 | | T3 | | T4 | | Pos | Rider | IT | BT | |
|-----|---------------------|---------------|---------------------|---------------|---------------------|---------------|---------------------|---------------|-----|--------------|----------|----------|------|
| | Rider | Time | Rider | Time | Rider | Time | Rider | Time | | | | | |
| 1 | F.MORBIDELLI | 18.320 | M.MARQUEZ | 25.364 | M.MARQUEZ | 22.618 | M.MARQUEZ | 22.866 | 1 | M.MARQUEZ | 1'29.184 | 1'29.184 | (1) |
| 2 | M.MARQUEZ | 18.336 | J.MILLER | 25.507 | M.BEZZECCHI | 22.661 | J.ZARCO | 22.915 | 2 | F.MORBIDELLI | 1'29.536 | 1'29.683 | (2) |
| 3 | P.ACOSTA | 18.363 | M.BEZZECCHI | 25.576 | F.MORBIDELLI | 22.679 | F.MORBIDELLI | 22.928 | 3 | M.BEZZECCHI | 1'29.578 | 1'29.794 | (3) |
| 4 | B.BINDER | 18.387 | B.BINDER | 25.603 | A.MARQUEZ | 22.734 | M.BEZZECCHI | 22.930 | 4 | P.ACOSTA | 1'29.764 | 1'29.936 | (4) |
| 5 | F.QUARTARARO | 18.400 | F.MORBIDELLI | 25.609 | P.ACOSTA | 22.771 | F.BAGNAIA | 22.953 | 5 | B.BINDER | 1'29.837 | 1'30.041 | (8) |
| 6 | A.MARQUEZ | 18.407 | J.MIR | 25.624 | J.MIR | 22.807 | P.ACOSTA | 22.960 | 6 | J.MILLER | 1'29.855 | 1'30.047 | (9) |
| 7 | M.BEZZECCHI | 18.411 | A.RINS | 25.656 | J.ZARCO | 22.809 | L.MARINI | 22.966 | 7 | A.MARQUEZ | 1'29.944 | 1'30.011 | (6) |
| 8 | E.BASTIANINI | 18.436 | P.ACOSTA | 25.670 | F.BAGNAIA | 22.824 | B.BINDER | 22.979 | 8 | J.ZARCO | 1'29.961 | 1'29.961 | (5) |
| 9 | J.MIR | 18.454 | J.ZARCO | 25.716 | J.MILLER | 22.836 | F.ALDEGUER | 23.015 | 9 | J.MIR | 1'29.974 | 1'30.067 | (10) |
| 10 | F.BAGNAIA | 18.456 | A.OGURA | 25.745 | F.QUARTARARO | 22.868 | J.MILLER | 23.019 | 10 | F.BAGNAIA | 1'30.014 | 1'30.028 | (7) |
| 11 | F.ALDEGUER | 18.459 | F.QUARTARARO | 25.758 | B.BINDER | 22.868 | A.MARQUEZ | 23.041 | 11 | F.QUARTARARO | 1'30.084 | 1'30.233 | (12) |
| 12 | L.MARINI | 18.480 | A.MARQUEZ | 25.762 | L.MARINI | 22.883 | F.QUARTARARO | 23.058 | 12 | A.RINS | 1'30.157 | 1'30.206 | (11) |
| 13 | A.RINS | 18.487 | M.VIÑALES | 25.770 | F.ALDEGUER | 22.911 | A.RINS | 23.079 | 13 | F.ALDEGUER | 1'30.181 | 1'30.373 | (14) |
| 14 | J.MILLER | 18.493 | F.BAGNAIA | 25.781 | A.RINS | 22.935 | J.MIR | 23.089 | 14 | L.MARINI | 1'30.184 | 1'30.245 | (13) |
| 15 | M.OLIVEIRA | 18.495 | F.ALDEGUER | 25.796 | R.FERNANDEZ | 22.993 | E.BASTIANINI | 23.115 | 15 | E.BASTIANINI | 1'30.391 | 1'30.461 | (15) |
| 16 | J.ZARCO | 18.521 | E.BASTIANINI | 25.807 | A.OGURA | 23.002 | M.VIÑALES | 23.140 | 16 | M.VIÑALES | 1'30.523 | 1'30.827 | (18) |
| 17 | M.VIÑALES | 18.540 | M.OLIVEIRA | 25.843 | M.OLIVEIRA | 23.031 | R.FERNANDEZ | 23.214 | 17 | A.OGURA | 1'30.671 | 1'30.821 | (17) |
| 18 | R.FERNANDEZ | 18.572 | L.MARINI | 25.855 | E.BASTIANINI | 23.033 | A.OGURA | 23.302 | 18 | M.OLIVEIRA | 1'30.687 | 1'30.738 | (16) |
| 19 | S.CHANTRA | 18.587 | R.FERNANDEZ | 26.005 | M.VIÑALES | 23.073 | M.OLIVEIRA | 23.318 | 19 | R.FERNANDEZ | 1'30.784 | 1'31.063 | (19) |
| 20 | A.OGURA | 18.622 | S.CHANTRA | 26.006 | S.CHANTRA | 23.201 | S.CHANTRA | 23.379 | 20 | S.CHANTRA | 1'31.173 | 1'31.208 | (20) |
| 21 | L.SAVADORI | 18.686 | L.SAVADORI | 26.154 | L.SAVADORI | 23.347 | L.SAVADORI | 23.473 | 21 | L.SAVADORI | 1'31.660 | 1'31.730 | (21) |


These data/results cannot be reproduced, stored and/or transmitted in whole or in part by any manner of electronic, mechanical, photocopying, recording, broadcasting or otherwise now known or herein after developed without the previous express consent by the copyright owner, except for reproduction in daily press and regular printed publications on sale to the public within 60 days of the event related to those data/results and always provided that copyright symbol appears together as follows below.

© DORNA, 2025

FASTEST LAPS SEQUENCE

THAILAND MOTOGP OFFICIAL TEST

DAY 1 SESSION 2



Chang International Circuit

| <i>Practice Time</i> | <i>#</i> | <i>Rider</i> | <i>Nation</i> | <i>Motorcycle</i> | <i>Time</i> | <i>Km/h</i> | <i>Rider's Lap</i> |
|----------------------|----------|------------------------|---------------|-------------------|-----------------|-------------|--------------------|
| 4'02.541 | 5 | Johann ZARCO | FRA | HONDA | 1'31.664 | 178.8 | 2 |
| 5'33.908 | 5 | Johann ZARCO | FRA | HONDA | 1'31.367 | 179.4 | 3 |
| 30'59.113 | 93 | Marc MARQUEZ | SPA | DUCATI | 1'31.355 | 179.4 | 6 |
| 32'30.058 | 93 | Marc MARQUEZ | SPA | DUCATI | 1'30.945 | 180.2 | 7 |
| 1:16'31.841 | 37 | Pedro ACOSTA | SPA | KTM | 1'30.587 | 180.9 | 7 |
| 1:18'02.009 | 37 | Pedro ACOSTA | SPA | KTM | 1'30.168 | 181.8 | 8 |
| 1:19'32.061 | 37 | Pedro ACOSTA | SPA | KTM | 1'30.052 | 182.0 | 9 |
| 2:11'13.005 | 73 | Alex MARQUEZ | SPA | DUCATI | 1'30.011 | 182.1 | 17 |
| 2:16'02.736 | 72 | Marco BEZZECCHI | ITA | APRILIA | 1'29.894 | 182.3 | 4 |
| 2:17'32.530 | 72 | Marco BEZZECCHI | ITA | APRILIA | 1'29.794 | 182.5 | 5 |
| 2:59'55.819 | 93 | Marc MARQUEZ | SPA | DUCATI | 1'29.775 | 182.6 | 24 |
| 4:33'17.294 | 93 | Marc MARQUEZ | SPA | DUCATI | 1'29.683 | 182.8 | 45 |
| 4:34'46.478 | 93 | Marc MARQUEZ | SPA | DUCATI | 1'29.184 | 183.8 | 46 |

These data/results cannot be reproduced, stored and/or transmitted in whole or in part by any manner of electronic, mechanical, photocopying, recording, broadcasting or otherwise now known or herein after developed without the previous express consent by the copyright owner, except for reproduction in daily press and regular printed publications on sale to the public within 60 days of the event related to those data/results and always provided that copyright symbol appears together as follows below.

© DORNA, 2025

Official MotoGP Timing by www.motogp.com

Buriram, Wednesday, February 12, 2025