

Chang International Circuit

# CLASSIFICATION

## THAILAND MOTOGP OFFICIAL TEST

### DAY 2 SESSION 1

#	Rider	Nation	Team	Motorcycle	Time	Lap Total	Gap	T. Speed
1	93 <b>Marc MARQUEZ</b>	SPA	Ducati Lenovo Team	DUCATI	<b>1'28.855</b>	28 39		<b>334.3</b>
2	73 <b>Alex MARQUEZ</b>	SPA	Gresini Racing MotoGP	DUCATI	<b>1'29.034</b>	19 36	0.179 0.179	<b>334.3</b>
3	37 <b>Pedro ACOSTA</b>	SPA	Red Bull KTM Factory Racing	KTM	<b>1'29.133</b>	18 31	0.278 0.099	<b>337.5</b>
4	72 <b>Marco BEZZECCHI</b>	ITA	Aprilia Racing	APRILIA	<b>1'29.244</b>	11 34	0.389 0.111	<b>336.4</b>
5	63 <b>Francesco BAGNAIA</b>	ITA	Ducati Lenovo Team	DUCATI	<b>1'29.378</b>	30 38	0.523 0.134	<b>335.4</b>
6	21 <b>Franco MORBIDELLI</b>	ITA	Pertamina Enduro VR46 Racing Team	DUCATI	<b>1'29.454</b>	12 37	0.599 0.076	<b>334.3</b>
7	79 <b>Ai OGURA</b>	JPN	Trackhouse MotoGP Team	APRILIA	<b>1'29.636</b>	17 38	0.781 0.182	<b>334.3</b>
8	36 <b>Joan MIR</b>	SPA	Honda HRC Castrol	HONDA	<b>1'29.730</b>	13 35	0.875 0.094	<b>332.3</b>
9	33 <b>Brad BINDER</b>	RSA	Red Bull KTM Factory Racing	KTM	<b>1'29.732</b>	18 42	0.877 0.002	<b>335.4</b>
10	20 <b>Fabio QUARTARARO</b>	FRA	Monster Energy Yamaha MotoGP Team	YAMAHA	<b>1'29.818</b>	13 27	0.963 0.086	<b>334.3</b>
11	43 <b>Jack MILLER</b>	AUS	Prima Pramac Yamaha MotoGP	YAMAHA	<b>1'29.830</b>	11 31	0.975 0.012	<b>330.2</b>
12	5 <b>Johann ZARCO</b>	FRA	CASTROL Honda LCR	HONDA	<b>1'29.882</b>	16 41	1.027 0.052	<b>331.2</b>
13	10 <b>Luca MARINI</b>	ITA	Honda HRC Castrol	HONDA	<b>1'29.884</b>	13 35	1.029 0.002	<b>330.2</b>
14	25 <b>Raul FERNANDEZ</b>	SPA	Trackhouse MotoGP Team	APRILIA	<b>1'30.013</b>	15 33	1.158 0.129	<b>334.3</b>
15	42 <b>Alex RINS</b>	SPA	Monster Energy Yamaha MotoGP Team	YAMAHA	<b>1'30.218</b>	17 38	1.363 0.205	<b>332.3</b>
16	12 <b>Maverick VIÑALES</b>	SPA	Red Bull KTM Tech3	KTM	<b>1'30.258</b>	11 48	1.403 0.040	<b>336.4</b>
17	35 <b>Somkiat CHANTRA</b>	THA	IDEMITSU Honda LCR	HONDA	<b>1'30.465</b>	23 41	1.610 0.207	<b>331.2</b>
18	23 <b>Enea BASTIANINI</b>	ITA	Red Bull KTM Tech3	KTM	<b>1'30.516</b>	12 31	1.661 0.051	<b>334.3</b>
19	88 <b>Miguel OLIVEIRA</b>	POR	Prima Pramac Yamaha MotoGP	YAMAHA	<b>1'30.565</b>	14 40	1.710 0.049	<b>331.2</b>
20	54 <b>Fermin ALDEGUER</b>	SPA	Gresini Racing MotoGP	DUCATI	<b>1'30.597</b>	22 28	1.742 0.032	<b>331.2</b>
21	32 <b>Lorenzo SAVADORI</b>	ITA	Aprilia Racing	APRILIA	<b>1'31.527</b>	22 36	2.672 0.930	<b>333.3</b>

**Practice condition: Dry**

Air: 34°

Humidity: 24%

Ground: 52°

<b>Fastest Lap:</b>	Lap: 28	<b>Marc MARQUEZ</b>	<b>1'28.855</b>	184.5 Km/h
<b>Best Race Lap:</b>	2023	<b>Marco BEZZECCHI</b>	<b>1'30.896</b>	180.3 Km/h
<b>All-Time Lap Record:</b>	2024	<b>Francesco BAGNAIA</b>	<b>1'28.700</b>	184.8 Km/h

The results are provisional until the end of the limit for protest and appeals.

Time limit for protest expires 60' after publication of the results - ..... Time: .....

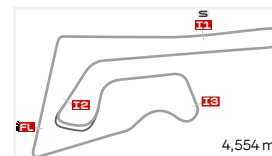
These data/results cannot be reproduced, stored and/or transmitted in whole or in part by any manner of electronic, mechanical, photocopying, recording, broadcasting or otherwise now known or herein after developed without the previous express consent by the copyright owner, except for reproduction in daily press and regular printed publications on sale to the public within 60 days of the event related to those data/results and always provided that copyright symbol appears together as follows below.

© DORNA, 2025

Official MotoGP Timing by

www.motogp.com

Buriram, Thursday, February 13, 2025



Chang International Circuit

# COMBINED PRACTICE TIMES

## THAILAND MOTOGP OFFICIAL TEST

### DAY 2 SESSION 1

#	Rider	Nation	Team	Motorcycle	FP1	FP2	FP3	Gap
1	93	M.MARQUEZ	SPA Ducati Lenovo Team	DUCATI	1'29.911 29	1'29.184 46	<b>1'28.855</b>	28
2	73	A.MARQUEZ	SPA Gresini Racing MotoGP	DUCATI	1'29.649 29	1'30.011 17	<b>1'29.034</b>	19 0.179 0.179
3	37	P.ACOSTA	SPA Red Bull KTM Factory Racing	KTM	1'29.904 25	1'29.936 29	<b>1'29.133</b>	18 0.278 0.099
4	72	M.BEZZECCHI	ITA Aprilia Racing	APRILIA	1'30.185 27	1'29.794 5	<b>1'29.244</b>	11 0.389 0.111
5	63	F.BAGNAIA	ITA Ducati Lenovo Team	DUCATI	1'30.351 32	1'30.028 21	<b>1'29.378</b>	30 0.523 0.134
6	21	F.MORBIDELLI	ITA Pertamina Enduro VR46 Racing Team	DUCATI	1'30.288 31	1'29.683 23	<b>1'29.454</b>	12 0.599 0.076
7	79	A.OGURA	JPN Trackhouse MotoGP Team	APRILIA	1'30.453 50	1'30.821 15	<b>1'29.636</b>	17 0.781 0.182
8	36	J.MIR	SPA Honda HRC Castrol	HONDA	1'30.792 36	1'30.067 20	<b>1'29.730</b>	13 0.875 0.094
9	33	B.BINDER	RSA Red Bull KTM Factory Racing	KTM	1'30.376 29	1'30.041 30	<b>1'29.732</b>	18 0.877 0.002
10	20	F.QUARTARARO	FRA Monster Energy Yamaha MotoGP Team	YAMAHA	1'30.654 25	1'30.233 23	<b>1'29.818</b>	13 0.963 0.086
11	43	J.MILLER	AUS Prima Pramac Yamaha MotoGP	YAMAHA	1'30.605 36	1'30.047 29	<b>1'29.830</b>	11 0.975 0.012
12	5	J.ZARCO	FRA CASTROL Honda LCR	HONDA	1'30.723 35	1'29.961 39	<b>1'29.882</b>	16 1.027 0.052
13	10	L.MARINI	ITA Honda HRC Castrol	HONDA	1'29.928 31	1'30.245 13	<b>1'29.884</b>	13 1.029 0.002
14	25	R.FERNANDEZ	SPA Trackhouse MotoGP Team	APRILIA	1'30.975 32	1'31.063 32	<b>1'30.013</b>	15 1.158 0.129
15	42	A.RINS	SPA Monster Energy Yamaha MotoGP Team	YAMAHA	1'30.861 29	<b>1'30.206</b> 27	1'30.218 17	1.351 0.193
16	12	M.VIÑALES	SPA Red Bull KTM Tech3	KTM	1'31.113 21	1'30.827 25	<b>1'30.258</b>	11 1.403 0.052
17	54	F.ALDEGUER	SPA Gresini Racing MotoGP	DUCATI	1'30.948 30	<b>1'30.373</b> 23	1'30.597 22	1.518 0.115
18	23	E.BASTIANINI	ITA Red Bull KTM Tech3	KTM	1'31.247 22	<b>1'30.461</b> 29	1'30.516 12	1.606 0.088
19	35	S.CHANTRA	THA IDEMITSU Honda LCR	HONDA	1'31.622 25	1'31.208 17	<b>1'30.465</b>	23 1.610 0.004
20	88	M.OLIVEIRA	POR Prima Pramac Yamaha MotoGP	YAMAHA	1'30.892 31	1'30.738 34	<b>1'30.565</b>	14 1.710 0.100
21	32	L.SAVADORI	ITA Aprilia Racing	APRILIA	1'31.879 26	1'31.730 22	<b>1'31.527</b>	22 2.672 0.962

<b>Pole Position Record:</b>	2024	<b>Francesco BAGNAIA</b>	<b>1'28.700</b>	184.8 Km/h
<b>Best Race Lap:</b>	2023	<b>Marco BEZZECCHI</b>	<b>1'30.896</b>	180.3 Km/h
<b>All-Time Lap Record:</b>	2024	<b>Francesco BAGNAIA</b>	<b>1'28.700</b>	184.8 Km/h

The results are provisional until the end of the limit for protest and appeals.

Time limit for protest expires 60' after publication of the results - ..... Time: .....

These data/results cannot be reproduced, stored and/or transmitted in whole or in part by any manner of electronic, mechanical, photocopying, recording, broadcasting or otherwise now known or herein after developed without the previous express consent by the copyright owner, except for reproduction in daily press and regular printed publications on sale to the public within 60 days of the event related to those data/results and always provided that copyright symbol appears together as follows below.

© DORNA, 2025

Official MotoGP Timing by


www.motogp.com

Buriram, Thursday, February 13, 2025

# TOP SPEED & AVERAGE

## THAILAND MOTOGP OFFICIAL TEST

### DAY 2 SESSION 1



Chang International Circuit

#	Rider	Nation	Motorcycle	Top 5 speeds					Average	Top
37	<b>Pedro ACOSTA</b>	SPA	KTM	337.5	334.3	333.3	333.3	332.3	333.0	<b>337.5</b>
12	<b>Maverick VIÑALES</b>	SPA	KTM	336.4	335.4	335.4	335.4	335.4	335.6	<b>336.4</b>
72	<b>Marco BEZZECCHI</b>	ITA	APRILIA	336.4	335.4	334.3	334.3	334.3	334.7	<b>336.4</b>
33	<b>Brad BINDER</b>	RSA	KTM	335.4	335.4	334.3	334.3	334.3	334.5	<b>335.4</b>
63	<b>Francesco BAGNAIA</b>	ITA	DUCATI	335.4	335.4	335.4	335.4	335.4	335.4	<b>335.4</b>
20	<b>Fabio QUARTARARO</b>	FRA	YAMAHA	334.3	333.3	332.3	332.3	332.3	332.8	<b>334.3</b>
21	<b>Franco MORBIDELLI</b>	ITA	DUCATI	334.3	334.3	333.3	332.3	332.3	332.7	<b>334.3</b>
23	<b>Enea BASTIANINI</b>	ITA	KTM	334.3	334.3	334.3	333.3	333.3	333.7	<b>334.3</b>
25	<b>Raul FERNANDEZ</b>	SPA	APRILIA	334.3	333.3	333.3	333.3	333.3	333.5	<b>334.3</b>
73	<b>Alex MARQUEZ</b>	SPA	DUCATI	334.3	333.3	332.3	332.3	332.3	332.8	<b>334.3</b>
79	<b>Ai OGURA</b>	JPN	APRILIA	334.3	334.3	333.3	333.3	333.3	333.6	<b>334.3</b>
93	<b>Marc MARQUEZ</b>	SPA	DUCATI	334.3	334.3	334.3	333.3	333.3	333.7	<b>334.3</b>
32	<b>Lorenzo SAVADORI</b>	ITA	APRILIA	333.3	332.3	332.3	332.3	331.2	331.9	<b>333.3</b>
36	<b>Joan MIR</b>	SPA	HONDA	332.3	332.3	332.3	331.2	331.2	331.6	<b>332.3</b>
42	<b>Alex RINS</b>	SPA	YAMAHA	332.3	332.3	332.3	331.2	331.2	331.7	<b>332.3</b>
5	<b>Johann ZARCO</b>	FRA	HONDA	331.2	330.2	330.2	330.2	329.2	329.6	<b>331.2</b>
35	<b>Somkiat CHANTRA</b>	THA	HONDA	331.2	331.2	330.2	330.2	329.2	330.0	<b>331.2</b>
54	<b>Fermin ALDEGUER</b>	SPA	DUCATI	331.2	331.2	330.2	330.2	330.2	330.4	<b>331.2</b>
88	<b>Miguel OLIVEIRA</b>	POR	YAMAHA	331.2	331.2	330.2	330.2	330.2	330.5	<b>331.2</b>
10	<b>Luca MARINI</b>	ITA	HONDA	330.2	330.2	329.2	329.2	329.2	329.5	<b>330.2</b>
43	<b>Jack MILLER</b>	AUS	YAMAHA	330.2	330.2	330.2	329.2	329.2	329.6	<b>330.2</b>

These data/results cannot be reproduced, stored and/or transmitted in whole or in part by any manner of electronic, mechanical, photocopying, recording, broadcasting or otherwise now known or herein after developed without the previous express consent by the copyright owner, except for reproduction in daily press and regular printed publications on sale to the public within 60 days of the event related to those data/results and always provided that copyright symbol appears together as follows below.

© DORNA, 2025

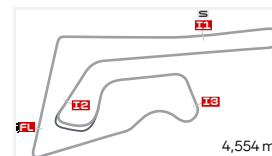
Official MotoGP Timing by [www.motogp.com](http://www.motogp.com)

Buriram, Thursday, February 13, 2025

# CHRONOLOGICAL ANALYSIS OF PERFORMANCES

## THAILAND MOTOGP OFFICIAL TEST

### DAY 2 SESSION 1



Chang International Circuit

\* Lap / Sector time cancelled  
P Crossing the finish line in pit lane

T1 Time from finish line to 1st intermediate  
T2 Time from 1st intermed. to 2nd intermed.

T3 Time from 2nd intermed. to 3rd intermed.  
T4 Time from 3rd intermediate to finish line

Lap	Lap Time	T1	T2	T3	T4	Speed	Lap	Lap Time	T1	T2	T3	T4	Speed		
<b>1st</b>	<b>93</b>	<b>Marc MARQUEZ</b>					Ducati Lenovo Team SPA	<b>2nd</b>	<b>73</b>	<b>Alex MARQUEZ</b>					Gresini Racing MotoGP SPA
		Runs=8	Total laps=39	Full laps=24	Valid laps=24				Runs=7	Total laps=36	Full laps=22	Valid laps=22			
1	1'045.267	19.999	30.304	25.582	24.720	232.2	1	7'19.069	17.904	31.874	24.541	23.895	210.5		
2	<b>1'33.150</b>	18.909	26.680	23.660	23.901	329.2	2	<b>1'31.461</b>	18.527	26.250	23.323	23.361	331.2		
3	<b>1'31.070</b>	18.642	25.989	23.107	23.332	331.2	3	<b>1'30.098</b>	18.415	25.755	22.937	22.991	334.3		
4	<b>1'30.251</b>	18.516	25.695	22.952	23.088	332.3	4	<b>1'29.683</b>	18.325	25.573	22.850	22.935	332.3		
5	<b>1'30.646</b>	18.658	25.816	23.044	23.128	331.2	5	<b>1'29.866</b>	18.421	25.673	22.728	23.044	332.3		
6	1'40.083 P	18.509	25.756	24.257	31.561	332.3	6	1'39.309 P	18.752	26.912	23.659	29.986	327.2		
7	15'37.767	18.730	30.075	24.582	24.586	221.7	7	12'17.910	18.822	29.758	24.593	24.100	203.0		
8	<b>1'32.329</b>	18.861	26.278	23.515	23.675	329.2	8	<b>1'31.062</b>	18.620	26.067	23.143	23.232	328.2		
9	<b>1'31.629</b>	18.727	26.015	23.490	23.397	329.2	9	<b>1'30.397</b>	18.531	25.777	22.997	23.092	329.2		
10	<b>1'31.115</b>	18.675	25.988	23.137	23.315	331.2	10	<b>1'30.100</b>	18.421	25.768	22.868	23.043	331.2		
11	<b>1'30.786</b>	18.639	25.861	23.136	23.150	329.2	11	<b>1'30.403</b>	18.509	25.796	22.942	23.156	331.2		
12	1'38.824 P	19.619	27.270	24.003	27.932	316.7	12	1'39.681 P	19.074	26.838	23.491	30.278	324.3		
13	27'20.649	17.748	31.657	24.688	24.615	246.0	13	13'52.858	16.856	27.547	23.652	23.442	279.0		
14	<b>1'31.565</b>	18.655	26.171	23.372	23.367	333.3	14	<b>1'30.221</b>	18.581	25.628	22.868	23.144	330.2		
15	<b>1'30.890</b>	18.606	25.824	23.113	23.347	332.3	15	<b>1'29.358</b>	18.291	25.594	22.621	22.852	332.3		
16	<b>1'30.806</b>	18.574	25.953	23.153	23.126	333.3	16	1'39.084 P	19.178	26.457	23.930	29.519	323.3		
17	<b>1'30.608</b>	18.560	25.728	23.143	23.177	333.3	17	7'01.181	16.486	27.460	23.647	23.462	295.0		
18	1'39.183 P	19.179	27.103	23.657	29.244	322.3	18	<b>1'29.455</b>	18.304	25.547	22.718	22.886	333.3		
19	11'04.890	16.767	27.601	23.846	23.365	320.4	19	<b>1'29.034</b>	18.348	25.354	22.607	22.725	332.3		
20	<b>1'29.879</b>	18.424	25.596	22.846	23.013	334.3	20	1'40.448 P	18.814	27.343	24.499	29.792	324.3		
21	1'37.454 P	18.347	25.332	23.419	30.356	334.3	21	19'26.186	17.465	28.718	24.412	23.814	262.7		
22	12'11.470	16.397	27.713	24.077	23.521	278.3	22	<b>1'31.574</b>	18.724	26.190	23.238	23.422	329.2		
23	<b>1'30.396</b>	18.566	25.601	23.072	23.157	329.2	23	<b>1'30.961</b>	18.631	26.036	23.070	23.224	328.2		
24	<b>1'29.625</b>	18.479	25.553	22.781	22.812	331.2	24	<b>1'30.497</b>	18.540	25.857	22.983	23.117	329.2		
25	<b>1'29.481</b>	18.452	25.467	22.661	22.901	332.3	25	1'42.451 P	19.459	30.413	23.577	29.002	311.2		
26	1'38.714 P	19.016	26.859	24.032	28.807	327.2	26	37'48.821	16.951	28.746	24.465	23.834	272.7		
27	8'02.290	15.883	26.828	23.388	23.149	299.1	27	<b>1'31.102</b>	18.770	25.891	23.106	23.335	327.2		
28	<b>1'28.855</b>	18.306	25.229	22.626	22.694	334.3	28	<b>1'31.110</b>	18.668	25.998	23.090	23.354	328.2		
29	1'38.171 P	18.797	26.466	23.555	29.353	331.2	29	<b>1'30.801</b>	18.590	25.930	22.953	23.328	328.2		
30	27'05.741	17.226	28.020	24.291	23.804	284.2	30	<b>1'30.880</b>	18.692	25.917	23.026	23.245	328.2		
31	<b>1'31.204</b>	18.680	25.951	23.206	23.367	331.2	31	1'41.766 P	19.188	27.093	24.077	31.408	321.4		
32	<b>1'29.970</b>	18.513	25.582	22.862	23.013	331.2	32	21'46.438	19.440	31.147	24.291	23.843	186.2		
33	<b>1'29.767</b>	18.474	25.603	22.750	22.940	332.3	33	<b>1'30.646</b>	18.561	25.892	23.050	23.143	328.2		
34	<b>1'29.670</b>	18.460	25.537	22.727	22.946	333.3	34	<b>1'30.280</b>	18.415	25.718	23.010	23.137	330.2		
35	1'38.425 P	18.876	26.890	23.855	28.804	327.2	35	<b>1'30.092</b>	18.489	25.688	22.787	23.128	330.2		
36	20'39.054	19.959	29.363	24.588	24.445	209.7	36	1'40.613 P	19.299	27.175	24.192	29.947	320.4		
37	<b>1'31.118</b>	18.606	26.077	23.158	23.277	331.2									
38	<b>1'30.299</b>	18.490	25.793	22.948	23.068	331.2									
39	<b>1'30.184</b>	18.499	25.675	22.865	23.145	332.3									
							<b>3rd</b>	<b>37</b>	<b>Pedro ACOSTA</b>					Red Bull KTM Factory R SPA	
									Runs=6	Total laps=31	Full laps=19	Valid laps=19			
							1	2'39.569	16.086	29.432	26.681	24.544	267.3		
							2	<b>1'31.646</b>	18.546	26.270	23.464	23.366	333.3		

<b>Fastest Lap:</b>	Marc MARQUEZ	Ducati Lenovo Team	SPA	<b>1'28.855</b>	18.306	25.229	22.626	22.694
---------------------	--------------	--------------------	-----	-----------------	--------	--------	--------	--------

These data/results cannot be reproduced, stored and/or transmitted in whole or in part by any manner of electronic, mechanical, photocopying, recording, broadcasting or otherwise now known or herein after developed without the previous express consent by the copyright owner, except for reproduction in daily press and regular printed publications on sale to the public within 60 days of the event related to those data/results and always provided that copyright symbol appears together as follows below.

© DORNA, 2025

Official MotoGP Timing by

www.motogp.com

Buriram, Thursday, February 13, 2025

Page 1 of 8

## Day 2 Session 1

## MotoGP

Lap	Lap Time	T1	T2	T3	T4	Speed
3	<b>1'30.588</b>	18.612	25.908	23.025	23.043	334.3
4	<b>1'30.299</b>	18.514	25.769	22.944	23.072	331.2
5	<b>1'30.042</b>	18.436	25.852	22.878	22.876	332.3
6	1'40.530 P	21.002	28.352	23.911	27.265	283.4
7	12'11.033	15.708	31.280	25.210	23.578	325.3
8	<b>1'34.057</b>	18.577	26.876	25.382	23.222	332.3
9	<b>1'29.870</b>	18.317	25.874	22.787	22.892	337.5
10	1'36.572 P	18.538	26.409	24.594	27.031	332.3
11	10'01.626	17.944	27.130	23.565	23.434	264.0
12	<b>1'29.768</b>	18.526	25.574	22.816	22.852	332.3
13	<b>1'29.444</b>	18.332	25.507	22.675	22.930	332.3
14	1'38.151 P	19.628	26.648	23.875	28.000	308.5
15	11'56.092	15.691	27.375	24.007	23.517	313.0
16	<b>1'29.611</b>	18.457	25.553	22.797	22.804	332.3
17	<b>1'29.267</b>	18.369	25.486	22.600	22.812	332.3
18	<b>1'29.133</b>	18.357	25.371	22.649	22.756	333.3
19	2'00.570 P			26.352	29.181	
20	28'21.494	17.544	27.532	25.815	24.074	313.0
21	<b>1'31.025</b>	18.792	26.091	23.055	23.087	332.3
22	<b>1'30.333</b>	18.562	25.830	22.936	23.005	331.2
23	<b>1'30.546</b>	18.741	25.836	22.889	23.080	328.2
24	<b>1'29.999</b>	18.477	25.760	22.783	22.979	332.3
25	1'41.375 P	20.558	27.625	24.937	28.255	270.0
26	1:05'29.602	15.926	31.441	25.056	24.522	317.6
27	<b>1'31.255</b>	18.725	26.141	23.273	23.116	330.2
28	<b>1'30.747</b>	18.561	25.819	22.968	23.399	331.2
29	<b>1'30.651</b>	18.639	25.843	23.049	23.120	331.2
30	<b>1'30.492</b>	18.514	25.823	22.987	23.168	332.3
31	1'41.554 P	19.466	27.431	26.846	27.811	324.3

4th	72	Marco BEZZECCHI	Aprilia Racing	ITA		
		Runs=6	Total laps=34	Full laps=22 Valid laps=22		
1	1'52.807	16.473	28.445	24.783	23.792	314.8
2	<b>1'31.664</b>	18.823	26.361	23.176	23.304	332.3
3	1'35.564 P	18.671	25.919	22.849	28.125	334.3
4	8'32.674	15.785	26.720	23.833	23.366	319.5
5	<b>1'29.480</b>	18.397	25.644	22.580	22.859	334.3
6	<b>1'29.431</b>	18.327	25.495	22.623	22.986	333.3
7	1'36.161 P	19.383	26.119	23.107	27.552	324.3
8	4'59.753	20.854	27.016	25.158	24.118	300.8
9	<b>1'29.988</b>	18.451	25.516	22.759	23.262	334.3
10	<b>1'39.264</b>	18.365	32.498	25.225	23.176	334.3
11	<b>1'29.244</b>	18.353	25.479	22.605	22.807	333.3
12	1'53.654 P	22.707	31.720	26.375	32.852	225.0
13	30'10.321	16.570	1'36.327	24.761	23.806	323.3
14	<b>1'31.189</b>	18.674	26.168	23.145	23.202	332.3
15	<b>1'30.289</b>	18.631	25.624	23.127	22.907	331.2
16	<b>1'30.103</b>	18.477	25.680	22.828	23.118	331.2
17	<b>1'30.442</b>	19.037	25.723	22.715	22.967	329.2
18	<b>1'29.804</b>	18.478	25.632	22.786	22.908	331.2
19	1'46.120 P	21.299	31.323	24.253	29.245	244.8
20	13'34.027	19.993	27.747	23.690	23.364	279.0
21	<b>1'30.421</b>	18.533	25.868	22.940	23.080	331.2
22	<b>1'29.935</b>	18.505	25.599	22.904	22.927	334.3

Lap	Lap Time	T1	T2	T3	T4	Speed
23	<b>1'30.336</b>	18.479	25.694	23.072	23.091	333.3
24	<b>1'30.042</b>	18.479	25.744	22.838	22.981	332.3
25	<b>1'30.156</b>	18.562	25.745	22.815	23.034	333.3
26	1'44.059 P	21.155	27.449	23.909	31.546	291.8
27	23'10.151	18.718	29.879	25.481	25.199	308.5
28	<b>1'31.046</b>	18.638	26.050	23.154	23.204	334.3
29	<b>1'31.843</b>	18.515	27.122	22.987	23.219	334.3
30	<b>1'30.458</b>	18.472	25.692	23.180	23.114	336.4
31	<b>1'30.495</b>	18.494	25.699	22.969	23.333	335.4
32	<b>1'32.981</b>	19.590	26.236	23.168	23.987	330.2
33	<b>1'31.608</b>	18.637	25.788	23.043	24.140	331.2
34	1'49.173 P	21.503	29.482	24.749	33.439	266.6

5th	63	Francesco BAGNAIA	Ducati Lenovo Team	ITA		
		Runs=8	Total laps=38	Full laps=22 Valid laps=22		
1	2'27.669	16.512	30.195	25.457	26.769	254.1
2	1'42.930 P	19.260	28.258	24.860	30.552	330.2
3	9'25.495	16.912	28.618	24.451	23.981	275.5
4	<b>1'32.367</b>	18.785	26.389	23.540	23.653	333.3
5	<b>1'32.004</b>	18.729	26.199	23.482	23.594	332.3
6	<b>1'31.588</b>	18.620	26.267	23.276	23.425	334.3
7	<b>1'31.371</b>	18.603	26.156	23.264	23.348	335.4
8	<b>1'31.142</b>	18.575	26.012	23.126	23.429	335.4
9	1'42.877 P	18.930	29.654	24.360	29.933	331.2
10	14'56.172	20.168	27.959	24.230	23.986	295.8
11	<b>1'32.506</b>	18.840	26.465	23.625	23.576	332.3
12	<b>1'31.923</b>	18.746	26.246	23.445	23.486	332.3
13	<b>1'31.590</b>	18.642	26.199	23.289	23.460	334.3
14	1'40.857 P	18.673	26.774	24.533	30.877	334.3
15	21'12.962	16.511	27.980	24.333	23.755	289.5
16	<b>1'31.754</b>	18.668	26.179	23.438	23.469	332.3
17	<b>1'31.121</b>	18.560	26.032	23.287	23.242	333.3
18	<b>1'30.936</b>	18.526	26.038	23.165	23.207	335.4
19	1'41.069 P	19.014	27.616	24.365	30.074	327.2
20	16'38.726	16.220	27.325	23.685	23.270	317.6
21	<b>1'30.292</b>	18.515	25.705	23.019	23.053	333.3
22	<b>1'29.732</b>	18.320	25.654	22.841	22.917	334.3
23	1'41.953 P	18.340	27.074	26.370	30.169	334.3
24	21'03.999	16.150	27.857	23.898	23.255	290.3
25	<b>1'31.989</b>	18.424	27.152	23.219	23.194	335.4
26	<b>1'30.651</b>	18.368	26.091	23.133	23.059	335.4
27	1'40.483 P	18.471	28.041	24.426	29.545	335.4
28	22'35.074	21.954	27.405	23.730	23.141	301.6
29	<b>1'29.666</b>	18.334	25.664	22.802	22.866	333.3
30	<b>1'29.378</b>	18.327	25.452	22.746	22.853	333.3
31	<b>1'29.866</b>	18.405	25.561	22.917	22.983	332.3
32	1'42.019 P	19.457	27.730	24.894	29.938	313.9
33	11'28.643	16.162	27.304	23.645	23.637	299.1
34	<b>1'30.626</b>	18.543	25.847	23.152	23.084	331.2
35	<b>1'30.454</b>	18.444	25.822	23.060	23.128	333.3
36	<b>1'30.699</b>	18.445	25.897	23.146	23.211	335.4
37	<b>1'30.382</b>	18.467	25.796	22.937	23.182	334.3
38	1'41.707 P	19.719	27.693	24.718	29.577	307.6

**Fastest Lap:** Marc MARQUEZ      Ducati Lenovo Team      SPA      **1'28.855**      18.306      25.229      22.626      22.694

These data/results cannot be reproduced, stored and/or transmitted in whole or in part by any manner of electronic, mechanical, photocopying, recording, broadcasting or otherwise now known or herein after developed without the previous express consent by the copyright owner, except for reproduction in daily press and regular printed publications on sale to the public within 60 days of the event related to those data/results and always provided that copyright symbol appears together as follows below.

© DORNA, 2025

Official MotoGP Timing by TISSOT

www.motogp.com

Buriram, Thursday, February 13, 2025

Page 2 of 8



**Day 2 Session 1**

**MotoGP**

Lap	Lap Time	T1	T2	T3	T4	Speed
<b>6th</b>	<b>21</b>	<b>Franco MORBIDELLI</b>		Pertamina Enduro VR46 ITA		
		Runs=7	Total laps=37	Full laps=23	Valid laps=23	
1	1'57.976	17.056	29.950	26.069	24.765	274.8
2	<b>1'34.515</b>	18.891	27.141	24.557	23.926	330.2
3	<b>1'31.864</b>	18.702	26.217	23.386	23.559	332.3
4	<b>1'31.257</b>	18.666	26.170	23.152	23.269	331.2
5	<b>1'30.768</b>	18.674	25.855	23.072	23.167	331.2
6	1'52.715	P 20.946	34.115	24.864	32.790	274.1
7	9'47.962	19.066	27.670	24.085	23.502	297.5
8	<b>1'30.066</b>	18.365	25.716	22.882	23.103	333.3
9	<b>1'29.715</b>	18.337	25.875	22.706	22.797	332.3
10	1'42.913	P 20.243	28.393	24.334	29.943	295.0
11	4'02.309	16.864	26.745	23.427	23.208	325.3
12	<b>1'29.454</b>	18.360	25.577	22.619	22.898	332.3
13	<b>1'52.020</b>	29.742	34.752	24.115	23.411	200.7
14	1'56.836	P 18.356	36.294	29.647	32.539	334.3
15	39'35.815	18.051	28.783	25.389	24.075	284.2
16	<b>1'32.103</b>	18.707	26.205	23.689	23.502	331.2
17	<b>1'30.701</b>	18.603	25.935	23.036	23.127	332.3
18	<b>1'30.414</b>	18.487	25.876	22.936	23.115	332.3
19	<b>1'30.201</b>	18.488	25.711	23.030	22.972	334.3
20	1'54.851	P 23.662	32.466	25.854	32.869	141.3
21	33'14.834	18.396	29.450	25.193	23.970	272.0
22	<b>1'32.666</b>	18.571	26.615	24.121	23.359	330.2
23	<b>1'30.823</b>	18.557	26.034	23.166	23.066	332.3
24	<b>1'30.404</b>	18.488	25.793	23.069	23.054	332.3
25	<b>1'30.088</b>	18.400	25.709	22.985	22.994	332.3
26	1'58.294	P 24.738	32.113	26.797	34.646	193.8
27	16'04.965	17.223	27.942	26.210	23.917	305.0
28	<b>1'30.944</b>	18.556	26.075	23.186	23.127	331.2
29	<b>1'30.277</b>	18.458	25.779	22.925	23.115	332.3
30	<b>1'30.104</b>	18.406	25.800	22.831	23.067	331.2
31	<b>1'45.443</b>	18.491	27.538	35.359	24.055	329.2
32	2'02.235	P 18.526	29.429	39.152	35.128	331.2
33	13'22.061	18.939	28.241	25.127	23.814	299.1
34	<b>1'31.230</b>	18.621	26.017	23.535	23.057	328.2
35	<b>1'31.074</b>	18.584	25.954	23.226	23.310	331.2
36	<b>1'30.367</b>	18.546	25.794	22.891	23.136	331.2
37	2'10.357	P 23.598	36.936	31.113	38.710	164.6

Lap	Lap Time	T1	T2	T3	T4	Speed
<b>7th</b>	<b>79</b>	<b>Ai OGURA</b>		Trackhouse MotoGP Te JPN		
		Runs=7	Total laps=38	Full laps=24	Valid laps=25	
1	3'44.938	22.600	32.165	25.833	24.889	258.3
2	<b>1'34.180</b>	19.227	26.894	23.959	24.100	329.2
3	<b>1'32.756</b>	18.915	26.372	23.690	23.779	331.2
4	1'43.611	P 18.813	29.494	23.676	31.628	331.2
5	10'35.303	17.083	27.730	24.315	23.806	319.5
6	<b>1'30.360</b>	18.538	25.806	22.946	23.070	331.2
7	<b>1'30.027</b>	18.558	25.574	22.834	23.061	332.3
8	<b>1'29.992</b>	18.454	25.669	22.815	23.054	331.2
9	1'45.801	P 21.554	26.231	23.600	34.416	317.6
10	12'32.657	16.771	27.392	24.066	23.718	312.1
11	<b>1'30.713</b>	18.775	25.758	22.983	23.197	328.2
12	<b>1'29.919</b>	18.523	25.570	22.801	23.025	331.2

Lap	Lap Time	T1	T2	T3	T4	Speed
13	<b>1'29.903</b>	18.512	25.471	22.932	22.988	332.3
14	1'40.085	P 18.552	26.595	23.555	31.383	333.3
15	24'08.431	21.708	28.008	25.616	25.244	295.0
16	<b>1'30.371</b>	18.506	25.671	22.968	23.226	332.3
17	<b>1'29.636</b>	18.413	25.490	22.776	22.957	332.3
18	<b>1'29.813</b>	18.452	25.474	22.849	23.038	331.2
19	1'47.706	P 20.528	26.362	23.954	36.862	318.5
20	35'58.345	17.558	28.110	24.664	24.155	305.9
21	<b>1'30.824</b>	18.738	25.820	22.997	23.269	330.2
22	<b>1'30.559</b>	18.557	25.742	23.190	23.070	332.3
23	<b>1'30.304</b>	18.563	25.709	22.973	23.059	333.3
24	<b>1'30.447</b>	18.571	25.690	23.017	23.169	332.3
25	<b>1'30.378</b>	18.584	25.745	22.933	23.116	334.3
26	1'49.797	P 22.279	26.664	24.054	36.800	282.7
27	13'45.975	17.960	28.641	24.353	23.735	310.3
28	<b>1'31.388</b>	18.742	26.114	23.368	23.164	329.2
29	<b>1'30.445</b>	18.633	25.719	23.002	23.091	330.2
30	<b>1'30.467</b>	18.538	25.745	22.980	23.204	332.3
31	<b>1'30.643</b>	18.636	25.648	23.031	23.328	333.3
32	<b>1'40.848</b>	18.543	27.344	29.732	25.229	332.3
33	21'47.522	* 18.108 *	29.434	25.041	24.044	309.4
34	<b>1'31.044</b>	18.660	25.956	23.043	23.385	331.2
35	<b>1'30.745</b>	18.638	25.767	23.098	23.242	333.3
36	<b>1'31.068</b>	18.681	25.836	23.080	23.471	334.3
37	<b>1'31.976</b>	18.566	25.871	23.048	24.491	333.3
38	1'50.406	P 19.259	27.667	25.907	37.573	326.2

Lap	Lap Time	T1	T2	T3	T4	Speed
<b>8th</b>	<b>36</b>	<b>Joan MIR</b>		Honda HRC Castrol SPA		
		Runs=8	Total laps=35	Full laps=20	Valid laps=20	
1	9'56.192	16.691	27.928	24.476	24.202	309.4
2	<b>1'31.891</b>	18.725	26.303	23.482	23.381	331.2
3	<b>1'31.398</b>	18.687	26.175	23.224	23.312	329.2
4	1'42.065	P 18.550	26.048	24.054	33.413	332.3
5	8'43.383	16.233	27.160	23.711	23.672	322.3
6	<b>1'32.064</b>	18.900	26.210	23.353	23.601	331.2
7	<b>1'31.141</b>	18.651	25.978	23.239	23.273	332.3
8	<b>1'31.066</b>	18.616	25.876	23.191	23.383	331.2
9	1'40.983	P 18.576	26.019	25.866	30.522	332.3
10	16'48.974	16.989	26.797	23.551	23.311	320.4
11	<b>1'30.408</b>	18.651	25.825	22.912	23.020	330.2
12	<b>1'29.938</b>	18.602	25.599	22.827	22.910	330.2
13	<b>1'29.730</b>	18.425	25.587	22.747	22.971	331.2
14	1'43.089	P 20.084	27.232	24.114	31.659	312.1
15	33'29.259	17.291	27.371	23.910	23.885	309.4
16	<b>1'31.433</b>	18.627	26.163	23.288	23.355	330.2
17	<b>1'31.138</b>	18.745	25.951	23.124	23.318	327.2
18	<b>1'30.900</b>	18.614	25.993	23.059	23.234	331.2
19	1'47.974	P 22.728	27.998	24.846	32.402	288.0
20	12'41.799	16.613	27.006	23.578	23.630	314.8
21	<b>1'31.362</b>	18.731	26.051	23.288	23.292	328.2
22	1'38.210	P 18.671	25.875	23.064	30.600	330.2
23	25'01.570	15.969	27.406	23.777	23.506	307.6
24	<b>1'31.439</b>	18.796	26.026	23.272	23.345	326.2
25	<b>1'31.108</b>	18.699	25.978	23.124	23.307	327.2

**Fastest Lap:** Marc MARQUEZ Ducati Lenovo Team SPA **1'28.855** 18.306 25.229 22.626 22.694

These data/results cannot be reproduced, stored and/or transmitted in whole or in part by any manner of electronic, mechanical, photocopying, recording, broadcasting or otherwise now known or herein after developed without the previous express consent by the copyright owner, except for reproduction in daily press and regular printed publications on sale to the public within 60 days of the event related to those data/results and always provided that copyright symbol appears together as follows below.

© DORNA, 2025

Official MotoGP Timing by TISSOT

www.motogp.com

Buriram, Thursday, February 13, 2025

Page 3 of 8



# Day 2 Session 1

# MotoGP

Lap	Lap Time	T1	T2	T3	T4	Speed
26	<b>1'31.589</b>	18.619	25.856	23.029	24.085	329.2
27	<b>1'31.738</b>	18.797	26.191	23.281	23.469	328.2
28	<b>1'30.891</b>	18.576	25.912	23.078	23.325	330.2
29	<b>1'30.980</b>	18.621	25.947	23.048	23.364	330.2
30	1'49.581	P 22.634	27.889	25.941	33.117	248.2
31	9'35.728	16.206	27.116	23.588	23.631	312.1
32	<b>1'31.160</b>	18.658	26.044	23.075	23.383	328.2
33	<b>1'32.577</b>	18.825	26.040	23.065	24.647	327.2
34	1'38.328	P 18.686	26.034	23.269	30.339	328.2
35	7'47.190	P 19.411	28.242	24.236	31.291	277.6

9th 33		Brad BINDER		Red Bull KTM Factory R			RSA
Runs=8	Total laps=42	Full laps=26	Valid laps=26				
1	4'31.343	18.800	29.920	25.881	24.961	265.3	
2	<b>1'35.435</b>	19.119	27.621	24.501	24.194	305.0	
3	1'43.505	P 23.364	27.363	24.163	28.615	318.5	
4	9'37.719	18.922	28.549	25.056	24.505	275.5	
5	<b>1'33.512</b>	18.979	26.677	23.912	23.944	333.3	
6	<b>1'33.018</b>	18.921	26.571	23.757	23.769	333.3	
7	1'42.432	P 18.918	26.571	23.727	33.216	332.3	
8	9'51.707	19.237	34.726	24.586	23.858	296.7	
9	<b>1'30.193</b>	18.410	25.748	22.955	23.080	335.4	
10	<b>1'30.301</b>	18.400	25.879	23.002	23.020	334.3	
11	1'46.552	P 18.395	29.907	24.697	33.553	333.3	
12	8'51.951	17.898	27.404	24.029	23.955	302.5	
13	<b>1'29.868</b>	18.389	25.703	22.832	22.944	334.3	
14	<b>1'30.089</b>	18.465	25.721	22.888	23.015	332.3	
15	<b>1'30.101</b>	18.423	25.755	23.011	22.912	334.3	
16	1'49.867	P 18.702	28.020	29.520	33.625	324.3	
17	12'31.329	18.858	27.591	24.108	23.746	304.2	
18	<b>1'29.732</b>	18.445	25.676	22.795	22.816	333.3	
19	<b>1'29.922</b>	18.480	25.608	22.722	23.112	333.3	
20	<b>1'29.905</b>	18.477	25.682	22.781	22.965	334.3	
21	1'50.438	P 18.464	28.482	29.098	34.394	335.4	
22	19'57.602	19.027	28.528	24.447	24.016	292.6	
23	<b>1'32.150</b>	18.596	26.281	23.408	23.865	334.3	
24	<b>1'30.893</b>	18.488	25.965	23.121	23.319	334.3	
25	<b>1'31.020</b>	18.599	25.847	23.312	23.262	334.3	
26	<b>1'30.952</b>	18.540	25.984	23.202	23.226	332.3	
27	<b>1'31.010</b>	18.563	26.146	23.061	23.240	333.3	
28	1'54.133	P 19.152	28.516	29.130	37.335	309.4	
29	28'49.855	19.043	28.355	25.034	24.284	274.1	
30	<b>1'32.189</b>	18.602	26.156	23.902	23.529	330.2	
31	<b>1'31.144</b>	18.668	25.874	23.224	23.378	331.2	
32	<b>1'30.841</b>	18.601	25.850	23.257	23.133	332.3	
33	<b>1'30.682</b>	18.575	25.680	23.175	23.252	331.2	
34	<b>1'30.869</b>	18.597	25.874	23.184	23.214	330.2	
35	1'48.390	P 18.604	25.995	27.515	36.276	330.2	
36	30'08.102	18.616	27.867	24.407	24.000	281.9	
37	<b>1'31.708</b>	18.755	26.101	23.440	23.412	332.3	
38	<b>1'31.578</b>	18.728	26.096	23.261	23.493	333.3	
39	<b>1'31.900</b>	18.643	26.391	23.451	23.415	333.3	
40	<b>1'31.515</b>	18.689	26.021	23.260	23.545	334.3	
41	<b>1'31.589</b>	18.682	26.042	23.346	23.519	334.3	

Lap	Lap Time	T1	T2	T3	T4	Speed
42	1'50.759	P 18.752	26.167	28.686	37.154	333.3
<b>10th 20 Fabio QUARTARARO</b> Monster Energy Yamaha FRA						
Runs=5	Total laps=27	Full laps=17	Valid laps=17			
1	2'37.440	16.948	29.076	25.365	24.312	278.3
2	<b>1'33.018</b>	18.964	26.555	23.818	23.681	329.2
3	1'37.319	P 19.841	26.403	23.610	27.465	329.2
4	6'59.114	16.163	27.761	24.741	23.884	313.9
5	<b>1'32.233</b>	18.860	26.408	23.440	23.525	328.2
6	<b>1'31.172</b>	18.737	25.912	23.216	23.307	329.2
7	<b>1'31.102</b>	18.673	25.947	23.176	23.306	330.2
8	<b>1'31.285</b>	18.681	25.982	23.126	23.496	330.2
9	1'43.062	P 18.668	29.813	25.073	29.508	331.2
10	8'32.496	17.648	27.281	24.072	23.604	315.7
11	<b>1'30.480</b>	18.488	25.927	23.010	23.055	332.3
12	<b>1'35.138</b>	21.062	27.099	23.630	23.347	270.0
13	<b>1'29.818</b>	18.431	25.568	22.781	23.038	332.3
14	1'45.544	P 22.368	27.597	25.655	29.924	316.7
15	34'59.345	15.934	27.935	24.810	23.827	320.4
16	<b>1'30.799</b>	18.646	25.978	23.102	23.073	328.2
17	<b>1'29.999</b>	18.521	25.611	22.833	23.034	330.2
18	<b>1'30.012</b>	18.439	25.669	22.919	22.985	330.2
19	<b>1'30.100</b>	18.430	25.701	22.868	23.101	333.3
20	1'44.509	P 18.574	28.350	27.892	29.693	322.3
21	24'21.782	16.201	28.171	25.025	24.006	312.1
22	<b>1'31.622</b>	18.767	26.123	23.457	23.275	328.2
23	<b>1'30.680</b>	18.577	25.869	23.078	23.156	334.3
24	<b>1'30.602</b>	18.577	25.739	23.114	23.172	331.2
25	<b>1'30.535</b>	18.590	25.806	22.953	23.186	332.3
26	<b>1'30.724</b>	18.552	25.921	23.017	23.234	332.3
27	1'48.192	P 21.598	30.053	25.496	31.045	270.6

11th 43		Jack MILLER		Prima Pramac Yamaha			AUS
Runs=6	Total laps=31	Full laps=20	Valid laps=20				
1	5'34.453	P 18.285	29.883	25.485	29.051	251.7	
2	10'50.252	16.684	28.095	24.828	24.054	306.8	
3	<b>1'31.642</b>	18.772	26.221	23.280	23.369	328.2	
4	<b>1'31.113</b>	18.586	26.104	23.203	23.220	328.2	
5	<b>1'30.918</b>	18.604	25.805	23.311	23.198	329.2	
6	<b>1'37.911</b>	18.623	27.353	27.994	23.941	327.2	
7	<b>1'30.815</b>	18.591	25.855	23.075	23.294	329.2	
8	1'44.793	P 18.657	30.087	25.530	30.519	330.2	
9	11'06.695	16.519	26.992	23.950	23.332	313.9	
10	<b>1'34.987</b>	18.639	28.882	23.671	23.795	328.2	
11	<b>1'29.830</b>	18.507	25.581	22.846	22.896	328.2	
12	<b>1'30.125</b>	18.529	25.713	22.937	22.946	330.2	
13	1'47.968	P 23.666	28.738	25.023	30.541	231.2	
14	18'29.799	17.501	27.854	24.069	23.798	291.8	
15	<b>1'31.138</b>	18.666	26.129	23.090	23.253	326.2	
16	<b>1'30.447</b>	18.591	25.746	23.021	23.089	327.2	
17	<b>1'30.439</b>	18.635	25.722	22.899	23.183	325.3	
18	1'47.429	P 21.004	29.709	25.165	31.551	232.2	
19	17'10.658	16.740	28.113	24.656	23.845	301.6	
20	<b>1'31.007</b>	18.706	25.805	23.216	23.280	329.2	
21	<b>1'30.621</b>	18.666	25.770	23.079	23.106	328.2	

**Fastest Lap:** Marc MARQUEZ      Ducati Lenovo Team      SPA      **1'28.855**      18.306      25.229      22.626      22.694

These data/results cannot be reproduced, stored and/or transmitted in whole or in part by any manner of electronic, mechanical, photocopying, recording, broadcasting or otherwise now known or herein after developed without the previous express consent by the copyright owner, except for reproduction in daily press and regular printed publications on sale to the public within 60 days of the event related to those data/results and always provided that copyright symbol appears together as follows below.

© DORNA, 2025

Official MotoGP Timing by TISSOT

www.motogp.com

Buriram, Thursday, February 13, 2025

Page 4 of 8



## Day 2 Session 1

## MotoGP

Lap	Lap Time	T1	T2	T3	T4	Speed
22	<b>1'30.575</b>	18.616	25.683	23.127	23.149	328.2
23	<b>1'30.597</b>	18.542	25.806	23.060	23.189	329.2
24	<b>1'30.477</b>	18.489	25.782	23.001	23.205	330.2
25	<b>1'49.519</b>	P 21.837	30.648	25.015	32.019	215.1
26	25'37.330	17.541	27.240	23.834	23.947	312.1
27	<b>1'31.339</b>	18.649	25.933	23.398	23.359	327.2
28	<b>1'30.759</b>	18.626	25.650	23.218	23.265	327.2
29	<b>1'32.070</b>	18.631	25.803	23.239	24.397	328.2
30	<b>1'31.415</b>	18.872	25.840	23.211	23.492	329.2
31	<b>1'45.712</b>	P 20.864	29.306	25.384	30.158	251.7

12th 5		Johann ZARCO		CASTROL Honda LCR		FRA
		Runs=10	Total laps=41	Full laps=21	Valid laps=21	
1	3'49.061	16.035	28.735	25.416	24.590	272.7
2	<b>1'33.337</b>	19.113	26.699	23.816	23.709	323.3
3	<b>1'32.008</b>	18.823	26.261	23.421	23.503	326.2
4	<b>1'37.532</b>	P 18.801	26.341	23.296	29.094	326.2
5	9'52.274	16.189	27.907	25.351	24.413	313.0
6	<b>1'32.229</b>	18.813	26.419	23.454	23.543	327.2
7	<b>1'31.601</b>	18.742	26.177	23.317	23.365	329.2
8	<b>1'31.400</b>	18.723	26.173	23.157	23.347	329.2
9	<b>1'42.087</b>	P 21.625	26.865	24.182	29.415	316.7
10	11'00.542	15.422	26.844	23.824	24.131	316.7
11	<b>1'36.512</b>	18.618	25.846	22.838	29.210	330.2
12	<b>1'30.332</b>	18.665	25.705	22.970	22.992	329.2
13	<b>1'39.487</b>	P 18.604	25.879	24.175	30.829	328.2
14	17'34.016	16.075	27.336	23.805	23.551	310.3
15	<b>1'30.155</b>	18.611	25.783	22.790	22.971	329.2
16	<b>1'29.882</b>	18.505	25.720	22.729	22.928	330.2
17	<b>1'43.697</b>	21.249	34.266	25.021	23.161	166.4
18	<b>1'37.153</b>	P 18.513	25.788	22.787	30.065	331.2
19	18'05.724	16.439	27.106	23.926	23.723	312.1
20	<b>1'31.407</b>	18.662	26.152	23.306	23.287	328.2
21	<b>1'30.891</b>	18.608	25.859	23.197	23.227	329.2
22	<b>1'31.023</b>	18.584	26.082	23.159	23.198	329.2
23	<b>1'49.686</b>	P 18.668	26.145	31.596	33.277	329.2
24	26'52.580	16.426	27.372	24.035	23.718	305.9
25	<b>1'31.436</b>	18.736	26.146	23.358	23.196	329.2
26	<b>1'30.944</b>	18.659	25.908	23.186	23.191	330.2
27	<b>1'40.022</b>	P 18.632	26.000	23.171	32.219	328.2
28	14'51.135	15.742	26.904	23.650	23.384	314.8
29	<b>1'31.625</b>	18.696	26.091	23.127	23.711	327.2
30	<b>1'45.218</b>	P 18.689	25.893	24.645	35.991	328.2
31	6'34.614	15.273	27.087	23.719	23.633	319.5
32	<b>1'31.957</b>	18.761	26.190	23.314	23.692	328.2
33	<b>1'34.404</b>	19.014	26.166	23.565	25.659	325.3
34	<b>1'43.392</b>	P 18.716	26.065	23.336	35.275	328.2
35	10'16.655	16.156	28.482	25.186	23.907	305.9
36	<b>1'32.690</b>	18.897	26.414	23.518	23.861	323.3
37	<b>1'32.041</b>	18.764	26.243	23.375	23.659	323.3
38	<b>1'41.622</b>	P 19.088	28.127	23.969	30.438	321.4
39	7'50.046	16.166	27.183	23.726	23.764	311.2
40	<b>1'31.167</b>	18.783	26.049	23.127	23.208	325.3
41	<b>1'41.002</b>	P 18.728	26.914	26.145	29.215	323.3

Lap	Lap Time	T1	T2	T3	T4	Speed
13th 10	Luca MARINI		Honda HRC Castrol		ITA	
		Runs=7	Total laps=35	Full laps=21	Valid laps=21	
1	2'38.128	19.321	29.418	25.181	25.565	263.4
2	<b>1'32.955</b>	19.003	26.675	23.560	23.717	329.2
3	<b>1'32.181</b>	18.887	26.453	23.291	23.550	327.2
4	<b>1'31.705</b>	18.745	26.161	23.341	23.458	329.2
5	<b>1'46.598</b>	P 23.705	27.997	24.823	30.073	288.0
6	9'54.468	19.647	27.800	23.562	23.789	256.5
7	<b>1'30.309</b>	18.516	25.802	22.903	23.088	330.2
8	<b>1'29.980</b>	18.484	25.734	22.886	22.876	328.2
9	<b>1'30.028</b>	18.502	25.696	22.859	22.971	328.2
10	<b>1'42.251</b>	P 20.455	27.381	24.512	29.903	313.9
11	6'31.180	16.566	27.636	23.762	23.384	308.5
12	<b>1'30.166</b>	18.531	25.869	22.833	22.933	329.2
13	<b>1'29.884</b>	18.553	25.673	22.725	22.933	329.2
14	<b>1'29.943</b>	18.531	25.609	22.763	23.040	329.2
15	<b>1'43.241</b>	P 21.176	27.981	24.421	29.663	306.8
16	36'10.438	15.889	27.258	23.404	23.195	300.0
17	<b>1'30.452</b>	18.604	25.876	22.960	23.012	327.2
18	<b>1'30.285</b>	18.622	25.749	22.867	23.047	330.2
19	<b>1'30.275</b>	18.592	25.778	22.930	22.975	329.2
20	<b>1'40.306</b>	P 19.379	27.770	24.281	28.876	319.5
21	14'48.270	16.079	27.172	23.462	23.349	304.2
22	<b>1'30.618</b>	18.618	25.827	23.001	23.172	327.2
23	<b>1'30.542</b>	18.635	25.749	22.962	23.196	326.2
24	<b>1'30.818</b>	18.781	25.957	22.957	23.123	326.2
25	<b>1'42.712</b>	P 19.520	28.320	24.702	30.170	317.6
26	42'31.303	16.807	27.979	23.865	23.494	276.9
27	<b>1'31.653</b>	18.739	26.070	23.276	23.568	325.3
28	<b>1'31.652</b>	18.775	26.352	23.165	23.360	327.2
29	<b>1'31.291</b>	18.778	25.964	23.182	23.367	327.2
30	<b>1'41.247</b>	P 18.825	26.966	25.991	29.465	326.2
31	9'41.376	17.555	26.913	23.457	23.474	300.0
32	<b>1'31.625</b>	18.719	26.334	23.199	23.373	326.2
33	<b>1'34.962</b>	21.426	26.659	23.373	23.504	307.6
34	<b>1'31.659</b>	18.846	26.108	23.249	23.456	327.2
35	<b>1'44.305</b>	P 20.272	28.871	25.486	29.676	296.7

14th 25		Raul FERNANDEZ		Trackhouse MotoGP Te SPA		
		Runs=6	Total laps=33	Full laps=21	Valid laps=21	
1	16'30.514	16.302	29.061	24.455	24.382	305.0
2	<b>1'36.433</b>	21.947	27.059	23.535	23.892	313.0
3	<b>1'32.187</b>	18.691	26.403	23.653	23.440	332.3
4	<b>1'31.300</b>	18.650	26.185	23.100	23.365	333.3
5	<b>1'31.167</b>	18.600	26.097	23.155	23.315	332.3
6	<b>1'44.227</b>	P 19.495	27.145	23.591	33.996	319.5
7	11'50.835	22.160	28.138	24.016	23.948	286.4
8	<b>1'31.613</b>	18.790	26.348	23.091	23.384	332.3
9	<b>1'31.394</b>	18.757	26.087	23.180	23.370	332.3
10	<b>1'31.395</b>	18.687	26.066	23.190	23.452	332.3
11	<b>1'31.537</b>	18.767	26.156	23.140	23.474	332.3
12	<b>1'50.019</b>	P 23.934	29.499	24.165	32.421	258.9
13	17'55.601	17.086	28.003	23.602	23.669	303.3
14	<b>1'30.538</b>	18.636	25.850	22.903	23.149	332.3

**Fastest Lap:** Marc MARQUEZ      Ducati Lenovo Team      SPA      **1'28.855**      18.306      25.229      22.626      22.694

These data/results cannot be reproduced, stored and/or transmitted in whole or in part by any manner of electronic, mechanical, photocopying, recording, broadcasting or otherwise now known or herein after developed without the previous express consent by the copyright owner, except for reproduction in daily press and regular printed publications on sale to the public within 60 days of the event related to those data/results and always provided that copyright symbol appears together as follows below.

© DORNA, 2025

Official MotoGP Timing by  TISSOT

www.motogp.com

Buriram, Thursday, February 13, 2025

Page 5 of 8





# Day 2 Session 1

# MotoGP

Lap	Lap Time	T1	T2	T3	T4	Speed
15	1'30.013	18.457	25.770	22.709	23.077	333.3
16	1'30.180	18.553	25.804	22.708	23.115	332.3
17	1'45.722	P 23.000	26.732	23.275	32.715	311.2
18	50'50.751	16.933	28.237	26.670	24.173	293.4
19	1'31.465	18.784	26.181	23.114	23.386	331.2
20	1'30.799	18.642	26.018	22.962	23.177	330.2
21	1'30.975	18.671	26.077	22.999	23.228	331.2
22	1'30.876	18.698	25.867	22.885	23.426	330.2
23	1'43.227	P 19.893	27.775	24.423	31.136	313.0
24	18'10.657	17.214	28.181	24.000	23.525	305.0
25	1'31.034	18.804	25.999	22.919	23.312	331.2
26	1'30.537	18.630	25.780	22.797	23.330	330.2
27	1'30.438	18.632	25.817	22.767	23.222	330.2
28	1'45.317	P 18.772	26.826	25.626	34.093	329.2
29	12'07.730	17.703	36.529	24.558	23.947	308.5
30	1'31.607	18.802	26.273	23.132	23.400	332.3
31	1'31.663	18.624	26.149	23.029	23.861	333.3
32	1'31.204	18.660	25.971	23.063	23.510	334.3
33	1'37.726	P 18.569	25.955	23.025	30.177	333.3

15th 42 Alex RINS		Monster Energy Yamaha SPA				
Runs=7	Total laps=38	Full laps=25	Valid laps=25			
1	1'39.007	16.724	29.060	25.559	24.892	307.6
2	1'33.958	19.163	26.731	24.089	23.975	329.2
3	1'32.228	18.843	26.223	23.610	23.552	329.2
4	1'31.734	18.749	26.067	23.372	23.546	329.2
5	1'31.342	18.652	25.911	23.280	23.499	330.2
6	1'43.630	P 19.398	28.100	25.240	30.892	322.3
7	11'31.117	16.330	27.385	24.424	24.036	321.4
8	1'31.979	18.749	26.109	23.555	23.566	329.2
9	1'31.629	18.685	26.059	23.354	23.531	331.2
10	1'41.808	P 18.760	27.494	24.988	30.566	330.2
11	11'08.675	15.786	27.330	24.177	23.745	319.5
12	1'34.814	18.780	28.528	23.829	23.677	330.2
13	1'30.988	18.640	25.854	23.207	23.287	329.2
14	1'44.863	P 18.593	25.820	28.408	32.042	330.2
15	8'37.166	16.164	28.682	24.175	23.833	323.3
16	1'30.533	18.545	25.750	22.990	23.248	331.2
17	1'30.218	18.536	25.700	22.894	23.088	330.2
18	1'30.254	18.463	25.717	22.996	23.078	332.3
19	1'51.228	P 21.408	30.105	25.765	33.950	293.4
20	13'24.760	P 16.437	36.833	26.736	30.592	320.4
21	2'42.330	15.978	28.284	24.505	24.051	306.8
22	1'31.540	18.728	26.017	23.375	23.420	328.2
23	1'31.056	18.703	25.846	23.219	23.288	330.2
24	1'31.068	18.681	25.823	23.159	23.405	331.2
25	1'30.974	18.577	25.874	23.175	23.348	332.3
26	1'30.982	18.563	26.034	23.068	23.317	332.3
27	1'30.803	18.694	25.778	23.126	23.205	330.2
28	1'31.151	18.641	25.894	23.238	23.378	330.2
29	1'31.014	18.675	25.797	23.157	23.385	331.2
30	1'31.441	18.696	25.968	23.306	23.471	330.2
31	1'49.142	P 21.362	29.347	25.105	33.328	295.0
32	33'31.427	16.914	28.621	25.532	24.136	297.5

Lap	Lap Time	T1	T2	T3	T4	Speed
33	1'40.392	24.957	27.290	24.200	23.945	294.2
34	1'32.216	18.885	26.216	23.490	23.625	327.2
35	1'31.561	18.774	26.008	23.301	23.478	329.2
36	1'31.583	18.737	26.019	23.373	23.454	329.2
37	1'31.810	18.706	26.188	23.436	23.480	330.2
38	1'51.392	P 20.684	30.527	26.747	33.434	302.5

16th 12 Maverick VIÑALES		Red Bull KTM Tech3 SPA				
Runs=6	Total laps=48	Full laps=36	Valid laps=36			
1	2'01.578	16.238	28.114	24.753	24.218	306.8
2	1'35.882	18.961	28.846	24.263	23.812	332.3
3	1'32.544	18.873	26.513	23.678	23.480	333.3
4	1'31.799	18.692	26.223	23.398	23.486	333.3
5	1'31.552	18.719	26.125	23.351	23.357	333.3
6	1'32.976	18.662	26.762	23.888	23.664	334.3
7	1'31.865	18.613	26.282	23.349	23.621	333.3
8	1'40.819	P 20.080	26.779	23.608	30.352	326.2
9	10'55.102	16.074	26.525	23.397	23.220	326.2
10	1'30.477	18.640	25.762	23.026	23.049	334.3
11	1'30.258	18.440	25.738	22.985	23.095	335.4
12	1'30.350	18.468	25.741	22.940	23.201	334.3
13	1'30.447	18.558	25.828	22.998	23.063	333.3
14	1'38.971	P 18.524	26.462	24.989	28.996	334.3
15	17'03.350	16.594	27.084	23.593	23.391	323.3
16	1'31.170	18.620	26.217	23.165	23.168	333.3
17	1'30.760	18.576	26.009	23.073	23.102	333.3
18	1'30.625	18.537	25.943	22.971	23.174	333.3
19	1'30.731	18.563	25.963	23.008	23.197	332.3
20	1'39.524	P 19.590	26.295	23.603	30.036	327.2
21	17'54.471	16.645	26.789	23.637	23.332	325.3
22	1'31.678	18.595	26.081	23.482	23.520	334.3
23	1'30.731	18.535	25.919	23.031	23.246	335.4
24	1'30.566	18.576	25.849	22.991	23.150	335.4
25	1'30.672	18.497	25.909	23.026	23.240	335.4
26	1'39.699	P 18.554	25.831	23.559	31.755	335.4
27	20'50.590	16.280	26.666	23.390	23.414	319.5
28	1'31.706	18.582	25.849	23.288	23.987	332.3
29	1'30.642	18.733	25.738	23.064	23.107	332.3
30	1'30.348	18.525	25.720	22.966	23.137	333.3
31	1'30.424	18.535	25.727	23.010	23.152	333.3
32	1'30.653	18.480	26.108	22.960	23.105	334.3
33	1'33.183	18.455	26.966	24.481	23.281	333.3
34	1'30.750	18.633	25.956	23.064	23.097	332.3
35	1'30.784	18.530	26.043	23.001	23.210	334.3
36	1'41.000	18.625	31.923	27.067	23.385	334.3
37	1'30.688	18.429	26.143	22.989	23.127	336.4
38	1'30.345	18.416	25.837	23.024	23.068	334.3
39	1'30.806	18.460	25.807	22.968	23.571	334.3
40	1'40.740	P 19.501	25.969	23.017	32.253	332.3
41	26'41.457	16.542	27.793	24.185	24.061	309.4
42	1'31.919	18.805	26.049	23.570	23.495	330.2
43	1'31.373	18.649	26.201	23.188	23.335	332.3
44	1'33.455	18.610	26.142	25.120	23.583	333.3
45	1'32.132	18.598	26.008	23.155	24.371	333.3

**Fastest Lap:** Marc MARQUEZ      Ducati Lenovo Team      SPA      **1'28.855**      18.306      25.229      22.626      22.694

These data/results cannot be reproduced, stored and/or transmitted in whole or in part by any manner of electronic, mechanical, photocopying, recording, broadcasting or otherwise now known or herein after developed without the previous express consent by the copyright owner, except for reproduction in daily press and regular printed publications on sale to the public within 60 days of the event related to those data/results and always provided that copyright symbol appears together as follows below.

© DORNA, 2025

Official MotoGP Timing by TISSOT

www.motogp.com

Buriram, Thursday, February 13, 2025

Page 6 of 8



## Day 2 Session 1

## MotoGP

Lap	Lap Time	T1	T2	T3	T4	Speed
46	<b>1'31.983</b>	19.131	26.286	23.235	23.331	332.3
47	<b>1'31.275</b>	18.598	26.113	23.116	23.448	332.3
48	1'47.620	P 22.320	27.917	25.056	32.327	305.0

<b>17th</b>	<b>35</b>	<b>Somkiat CHANTRA</b>		<b>IDEMITSU Honda LCR</b>		<b>THA</b>
		Runs=8	Total laps=41	Full laps=25	Valid laps=25	

1	7'30.888	17.042	28.939	24.814	24.292	296.7
2	<b>1'33.402</b>	18.910	26.861	23.889	23.742	325.3
3	<b>1'32.368</b>	18.675	26.513	23.504	23.676	327.2
4	<b>1'34.630</b>	20.488	26.755	23.700	23.687	317.6
5	<b>1'32.164</b>	18.667	26.356	23.421	23.720	327.2
6	1'43.206	P 19.808	28.137	24.131	31.130	299.1
7	12'07.380	18.211	30.072	25.174	23.780	276.9
8	<b>1'30.527</b>	18.499	25.880	23.030	<b>23.118</b>	329.2
9	<b>1'30.517</b>	18.447	25.878	<b>22.926</b>	23.266	330.2
10	1'53.913	P 19.824	31.002	26.555	36.532	305.0
11	7'35.574	17.681	30.261	25.873	25.413	276.9
12	<b>1'30.970</b>	18.603	25.954	23.169	23.244	330.2
13	<b>1'35.245</b>	18.680	29.274	23.591	23.700	327.2
14	<b>1'30.967</b>	18.520	26.049	23.158	23.240	327.2
15	1'35.613	P 18.570	26.108	23.021	27.914	327.2
16	13'24.035	16.986	29.459	24.248	23.887	307.6
17	<b>1'31.910</b>	18.736	26.360	23.260	23.554	328.2
18	<b>1'31.341</b>	18.637	26.104	23.210	23.390	329.2
19	<b>1'31.912</b>	18.801	26.318	23.294	23.499	325.3
20	1'44.771	P 18.682	26.339	24.390	35.360	326.2
21	13'35.827	19.183	27.430	26.273	24.396	315.7
22	<b>1'30.539</b>	18.540	<b>25.799</b>	23.069	23.131	<b>331.2</b>
23	<b>1'30.465</b>	18.444	25.857	23.032	23.132	329.2
24	<b>1'35.819</b>	<b>18.424</b>	25.886	27.970	23.539	329.2
25	1'41.225	P 18.513	25.882	23.078	33.752	331.2
26	12'29.664	17.507	28.879	24.592	23.644	301.6
27	<b>1'31.053</b>	18.554	25.891	23.173	23.435	327.2
28	<b>1'31.225</b>	18.674	26.037	23.195	23.319	327.2
29	<b>1'31.401</b>	18.600	26.176	23.134	23.491	326.2
30	1'51.237	P 20.908	30.108	26.122	34.099	261.5
31	30'59.021	18.079	29.710	25.134	24.147	288.7
32	<b>1'34.437</b>	20.306	26.785	23.698	23.648	320.4
33	<b>1'32.563</b>	18.819	26.479	23.581	23.684	326.2
34	<b>1'31.785</b>	18.668	26.227	23.309	23.581	325.3
35	1'50.193	P 19.086	30.554	26.414	34.139	324.3
36	21'47.287	16.524	28.152	25.242	24.078	311.2
37	<b>1'32.610</b>	18.869	26.521	23.503	23.717	321.4
38	<b>1'32.364</b>	18.808	26.457	23.437	23.662	322.3
39	<b>1'32.205</b>	18.844	26.349	23.364	23.648	320.4
40	<b>1'32.350</b>	19.002	26.285	23.445	23.618	318.5
41	1'44.966	P 19.016	28.713	24.703	32.534	318.5

<b>18th</b>	<b>23</b>	<b>Enea BASTIANINI</b>		<b>Red Bull KTM Tech3</b>		<b>ITA</b>
		Runs=5	Total laps=31	Full laps=21	Valid laps=21	

1	18'52.426	16.911	29.039	24.723	24.060	281.9
2	<b>1'35.480</b>	18.882	28.454	24.483	23.661	330.2
3	<b>1'31.776</b>	18.754	26.274	23.278	23.470	331.2
4	<b>1'31.833</b>	18.921	26.304	23.151	23.457	328.2
5	<b>1'35.038</b>	20.575	26.463	24.137	23.863	323.3

Lap	Lap Time	T1	T2	T3	T4	Speed
6	<b>1'31.753</b>	18.844	26.237	23.297	23.375	332.3
7	<b>1'31.701</b>	18.747	26.324	23.178	23.452	331.2
8	1'39.634	P 19.139	26.990	23.945	29.560	328.2

9	13'58.795	16.423	27.584	24.192	<b>23.610</b>	305.9
10	<b>1'30.558</b>	18.656	25.899	22.924	<b>23.079</b>	330.2
11	<b>1'32.534</b>	18.650	26.170	23.999	23.715	330.2
12	<b>1'30.516</b>	18.600	<b>25.864</b>	<b>22.860</b>	23.192	330.2
13	1'38.882	P 19.264	26.461	23.755	29.402	327.2
14	17'43.158	16.760	27.720	23.965	23.607	309.4
15	<b>1'30.971</b>	18.607	26.007	23.141	23.216	332.3
16	<b>1'30.820</b>	18.624	26.080	22.952	23.164	333.3
17	<b>1'31.148</b>	18.684	26.046	23.190	23.228	333.3
18	<b>1'30.786</b>	18.576	25.999	22.994	23.217	332.3
19	1'42.519	P 20.922	28.578	23.803	29.216	323.3
20	59'03.185	15.968	27.484	24.654	23.649	314.8
21	<b>1'31.803</b>	18.864	26.198	23.433	23.308	330.2
22	<b>1'31.437</b>	18.677	26.124	23.259	23.377	330.2
23	<b>1'33.484</b>	18.573	27.859	23.398	23.654	333.3
24	<b>1'31.160</b>	18.603	26.162	23.086	23.309	333.3
25	<b>1'32.051</b>	18.625	26.065	23.247	24.114	332.3
26	1'39.879	P 19.226	26.626	23.790	30.237	327.2
27	19'53.247	16.322	27.458	23.955	23.890	315.7
28	<b>1'31.291</b>	18.616	26.181	23.150	23.344	<b>334.3</b>
29	<b>1'33.263</b>	<b>18.541</b>	26.031	25.052	23.639	334.3
30	<b>1'31.218</b>	18.573	26.000	23.249	23.396	334.3
31	1'40.870	P 18.619	27.868	24.026	30.357	332.3

<b>19th</b>	<b>88</b>	<b>Miguel OLIVEIRA</b>		<b>Prima Pramac Yamaha</b>		<b>POR</b>
		Runs=7	Total laps=40	Full laps=26	Valid laps=26	

1	6'08.601	18.007	30.467	25.000	24.288	264.7
2	<b>1'33.945</b>	18.973	26.938	24.039	23.995	327.2
3	<b>1'32.589</b>	18.896	26.471	23.650	23.572	328.2
4	<b>1'32.459</b>	18.729	26.438	23.703	23.589	<b>331.2</b>
5	1'43.482	P 21.502	28.262	24.974	28.744	302.5
6	11'06.656	19.128	28.878	25.393	24.232	282.7
7	<b>1'33.505</b>	19.008	26.846	23.818	23.833	330.2
8	<b>1'33.098</b>	18.991	26.432	23.518	24.157	331.2
9	<b>1'32.455</b>	18.883	26.431	23.436	23.705	329.2
10	1'38.595	P 18.845	26.518	23.949	29.283	329.2
11	11'06.546	17.239	30.586	25.638	23.970	282.7
12	<b>1'31.610</b>	18.773	26.192	23.312	23.333	330.2
13	<b>1'30.864</b>	18.598	25.950	23.111	23.205	329.2
14	<b>1'30.565</b>	18.559	25.861	<b>22.939</b>	23.206	330.2
15	1'40.084	P 18.857	28.290	24.380	28.557	303.3
16	16'10.180	18.445	28.653	24.396	24.072	274.1
17	<b>1'31.729</b>	18.829	26.169	23.399	23.332	328.2
18	<b>1'30.689</b>	18.600	25.872	22.948	23.269	328.2
19	<b>1'31.040</b>	18.599	26.312	22.980	<b>23.149</b>	330.2
20	<b>1'30.769</b>	18.547	<b>25.853</b>	23.019	23.350	330.2
21	1'41.552	P 19.572	28.007	24.649	29.324	300.8
22	27'41.106	17.254	27.789	24.386	24.362	287.2
23	<b>1'31.910</b>	18.764	26.164	23.520	23.462	328.2
24	<b>1'31.139</b>	18.569	26.065	23.154	23.351	330.2
25	<b>1'31.387</b>	18.579	25.993	23.206	23.609	329.2

<b>Fastest Lap:</b>	Marc MARQUEZ	Ducati Lenovo Team	SPA	<b>1'28.855</b>	18.306	25.229	22.626	22.694
---------------------	--------------	--------------------	-----	-----------------	--------	--------	--------	--------

These data/results cannot be reproduced, stored and/or transmitted in whole or in part by any manner of electronic, mechanical, photocopying, recording, broadcasting or otherwise now known or herein after developed without the previous express consent by the copyright owner, except for reproduction in daily press and regular printed publications on sale to the public within 60 days of the event related to those data/results and always provided that copyright symbol appears together as follows below.

© DORNA, 2025

Official MotoGP Timing by TISSOT

www.motogp.com

Buriram, Thursday, February 13, 2025

Page 7 of 8



## Day 2 Session 1

## MotoGP

Lap	Lap Time	T1	T2	T3	T4	Speed	Lap	Lap Time	T1	T2	T3	T4	Speed
26	1'31.571	18.691	26.221	23.182	23.477	329.2	7	15'18.947	27.002	32.139	24.787	24.864	118.8
27	1'43.399 P	20.495	28.447	25.004	29.453	276.9	8	1'34.032	19.163	26.759	24.136	23.974	328.2
28	17'00.535	17.462	27.771	24.507	24.282	299.1	9	1'40.448	18.913	27.573	29.536	24.426	330.2
29	1'32.385	18.885	26.316	23.449	23.735	327.2	10	1'32.711	18.910	26.551	23.645	23.605	330.2
30	1'35.231	18.769	26.106	25.725	24.631	326.2	11	1'32.432	18.932	26.291	23.518	23.691	330.2
31	1'32.053	18.849	26.178	23.226	23.800	327.2	12	1'43.648 P	20.062	28.858	24.980	29.748	309.4
32	1'31.698	18.662	26.293	23.219	23.524	328.2	13	34'33.579	24.545	29.197	24.928	24.731	279.7
33	1'42.350 P	20.173	28.219	25.031	28.927	295.0	14	1'35.044	19.081	26.722	24.799	24.442	329.2
34	18'45.794	16.822	27.769	24.287	24.139	291.1	15	1'33.100	18.934	26.640	23.791	23.735	329.2
35	1'31.151	18.702	25.881	23.175	23.393	328.2	16	1'33.110	19.052	26.514	23.794	23.750	329.2
36	1'36.377	18.578	28.126	25.106	24.567	329.2	17	1'33.137	18.996	26.553	23.761	23.827	330.2
37	1'30.697	18.553	25.931	22.954	23.259	329.2	18	1'44.745 P	19.864	29.739	25.491	29.651	303.3
38	1'39.375	22.837	27.952	24.402	24.184	285.7	19	17'47.419	19.027	30.667	24.514	24.130	272.7
39	1'31.046	18.505	25.961	23.155	23.425	328.2	20	1'32.068	18.752	26.153	23.721	23.442	330.2
40	1'43.666 P	20.986	28.509	24.634	29.537	240.5	21	1'31.623	18.885	26.125	23.303	23.310	332.3

**20th** **54** **Fermin ALDEGUER** Gresini Racing MotoGP SPA  
 Runs=5 Total laps=28 Full laps=18 Valid laps=18

1	2'26.509	16.177	29.803	25.690	25.105	282.7
2	1'34.933	19.543	27.216	24.109	24.065	327.2
3	1'32.548	18.899	26.483	23.450	23.716	329.2
4	1'31.704	18.856	26.265	23.218	23.365	327.2
5	1'33.037	18.652	27.116	23.506	23.763	330.2
6	1'31.406	18.702	26.156	23.120	23.428	330.2
7	1'42.960 P	18.751	28.468	25.394	30.347	329.2
8	24'06.369	16.309	28.462	24.739	24.065	305.9
9	1'32.770	18.808	26.579	23.608	23.775	329.2
10	1'31.964	18.755	26.351	23.360	23.498	329.2
11	1'31.844	18.753	26.279	23.251	23.561	329.2
12	1'43.940 P	19.163	28.436	25.723	30.618	322.3
13	9'25.150	18.943	27.967	23.914	23.696	303.3
14	1'30.830	18.544	25.940	23.034	23.312	330.2
15	1'31.161	18.844	25.958	23.071	23.288	329.2
16	1'30.644	18.554	25.892	22.937	23.261	330.2
17	1'37.536	21.066	28.863	24.049	23.558	250.0
18	1'43.160 P	18.600	26.174	26.555	31.831	330.2
19	11'19.753	15.834	27.303	23.740	23.553	322.3
20	1'31.138	18.867	26.041	23.058	23.172	328.2
21	1'30.794	18.625	25.997	23.035	23.137	329.2
22	1'30.597	18.580	25.843	22.968	23.206	330.2
23	1'42.995 P	18.611	25.830	23.355	35.199	331.2
24	12'49.281	16.013	27.815	24.154	23.738	316.7
25	1'32.269	18.786	26.179	23.617	23.687	329.2
26	1'30.835	18.688	25.909	23.014	23.224	330.2
27	1'30.853	18.579	25.844	23.095	23.335	331.2
28	1'50.500 P	18.735	35.318	25.439	31.008	330.2

**21st** **32** **Lorenzo SAVADORI** Aprilia Racing ITA  
 Runs=6 Total laps=36 Full laps=24 Valid laps=24

1	19'53.175	18.208	29.738	25.328	25.173	275.5
2	1'38.043	19.417	29.994	24.451	24.181	327.2
3	1'33.209	18.832	26.560	23.978	23.839	330.2
4	1'33.046	18.865	26.557	23.825	23.799	330.2
5	1'33.011	18.983	26.565	23.735	23.728	331.2
6	1'47.230 P	21.231	30.623	25.969	29.407	314.8

**Fastest Lap:** Marc MARQUEZ Ducati Lenovo Team SPA **1'28.855** 18.306 25.229 22.626 22.694

These data/results cannot be reproduced, stored and/or transmitted in whole or in part by any manner of electronic, mechanical, photocopying, recording, broadcasting or otherwise now known or herein after developed without the previous express consent by the copyright owner, except for reproduction in daily press and regular printed publications on sale to the public within 60 days of the event related to those data/results and always provided that copyright symbol appears together as follows below.

© DORNA, 2025

Official MotoGP Timing by TISSOT

www.motogp.com

Buriram, Thursday, February 13, 2025

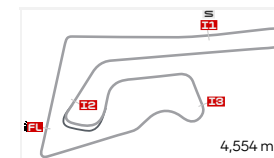
Page 8 of 8



# BEST PARTIAL TIMES

## THAILAND MOTOGP OFFICIAL TEST

### DAY 2 SESSION 1



Chang International Circuit

*IT* Ideal Lap Time, sum of the best partial times

*BT* Best Lap Time

Pos	T1		T2		T3		T4		Pos	Rider	IT	BT	
	Rider	Time	Rider	Time	Rider	Time	Rider	Time					
1	A.MARQUEZ	18.291	M.MARQUEZ	25.229	M.BEZZECCHI	22.580	M.MARQUEZ	22.694	1	M.MARQUEZ	1'28.855	1'28.855	(1)
2	<b>M.MARQUEZ</b>	<b>18.306</b>	<b>A.MARQUEZ</b>	<b>25.354</b>	<b>P.ACOSTA</b>	<b>22.600</b>	<b>A.MARQUEZ</b>	<b>22.725</b>	2	A.MARQUEZ	1'28.977	1'29.034	(2)
3	P.ACOSTA	18.317	P.ACOSTA	25.371	A.MARQUEZ	22.607	P.ACOSTA	22.756	3	P.ACOSTA	1'29.044	1'29.133	(3)
4	<b>F.BAGNAIA</b>	<b>18.320</b>	<b>F.BAGNAIA</b>	<b>25.452</b>	<b>F.MORBIDELLI</b>	<b>22.619</b>	<b>F.MORBIDELLI</b>	<b>22.797</b>	4	M.BEZZECCHI	1'29.193	1'29.244	(4)
5	M.BEZZECCHI	18.327	A.OGURA	25.471	M.MARQUEZ	22.626	M.BEZZECCHI	22.807	5	F.MORBIDELLI	1'29.330	1'29.454	(6)
6	<b>F.MORBIDELLI</b>	<b>18.337</b>	<b>M.BEZZECCHI</b>	<b>25.479</b>	<b>R.FERNANDEZ</b>	<b>22.708</b>	<b>B.BINDER</b>	<b>22.816</b>	6	F.BAGNAIA	1'29.371	1'29.378	(5)
7	B.BINDER	18.389	F.QUARTARARO	25.568	B.BINDER	22.722	F.BAGNAIA	22.853	7	B.BINDER	1'29.535	1'29.732	(9)
8	<b>A.OGURA</b>	<b>18.413</b>	<b>F.MORBIDELLI</b>	<b>25.577</b>	<b>L.MARINI</b>	<b>22.725</b>	<b>L.MARINI</b>	<b>22.876</b>	8	A.OGURA	1'29.617	1'29.636	(7)
9	M.VIÑALES	18.416	J.MILLER	25.581	J.ZARCO	22.729	J.MILLER	22.896	9	J.MIR	1'29.669	1'29.730	(8)
10	<b>S.CHANTRA</b>	<b>18.424</b>	<b>J.MIR</b>	<b>25.587</b>	<b>F.BAGNAIA</b>	<b>22.746</b>	<b>J.MIR</b>	<b>22.910</b>	10	L.MARINI	1'29.694	1'29.884	(13)
11	J.MIR	18.425	B.BINDER	25.608	J.MIR	22.747	J.ZARCO	22.928	11	F.QUARTARARO	1'29.764	1'29.818	(10)
12	<b>F.QUARTARARO</b>	<b>18.430</b>	<b>L.MARINI</b>	<b>25.609</b>	<b>A.OGURA</b>	<b>22.776</b>	<b>A.OGURA</b>	<b>22.957</b>	12	J.MILLER	1'29.812	1'29.830	(11)
13	R.FERNANDEZ	18.457	A.RINS	25.700	F.QUARTARARO	22.781	F.QUARTARARO	22.985	13	J.ZARCO	1'29.867	1'29.882	(12)
14	<b>A.RINS</b>	<b>18.463</b>	<b>J.ZARCO</b>	<b>25.705</b>	<b>J.MILLER</b>	<b>22.846</b>	<b>M.VIÑALES</b>	<b>23.049</b>	14	R.FERNANDEZ	1'30.012	1'30.013	(14)
15	L.MARINI	18.484	M.VIÑALES	25.720	E.BASTIANINI	22.860	R.FERNANDEZ	23.077	15	M.VIÑALES	1'30.125	1'30.258	(16)
16	<b>J.MILLER</b>	<b>18.489</b>	<b>R.FERNANDEZ</b>	<b>25.770</b>	<b>A.RINS</b>	<b>22.894</b>	<b>A.RINS</b>	<b>23.078</b>	16	A.RINS	1'30.135	1'30.218	(15)
17	J.ZARCO	18.505	S.CHANTRA	25.799	S.CHANTRA	22.926	E.BASTIANINI	23.079	17	S.CHANTRA	1'30.267	1'30.465	(17)
18	<b>M.OLIVEIRA</b>	<b>18.505</b>	<b>F.ALDEGUER</b>	<b>25.830</b>	<b>F.ALDEGUER</b>	<b>22.937</b>	<b>S.CHANTRA</b>	<b>23.118</b>	18	E.BASTIANINI	1'30.344	1'30.516	(18)
19	E.BASTIANINI	18.541	M.OLIVEIRA	25.853	M.OLIVEIRA	22.939	F.ALDEGUER	23.137	19	M.OLIVEIRA	1'30.446	1'30.565	(19)
20	<b>F.ALDEGUER</b>	<b>18.544</b>	<b>E.BASTIANINI</b>	<b>25.864</b>	<b>M.VIÑALES</b>	<b>22.940</b>	<b>M.OLIVEIRA</b>	<b>23.149</b>	20	F.ALDEGUER	1'30.448	1'30.597	(20)
21	L.SAVADORI	18.675	L.SAVADORI	25.993	L.SAVADORI	23.276	L.SAVADORI	23.310	21	L.SAVADORI	1'31.254	1'31.527	(21)

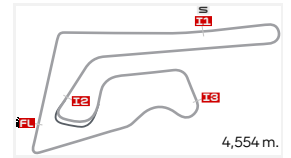
These data/results cannot be reproduced, stored and/or transmitted in whole or in part by any manner of electronic, mechanical, photocopying, recording, broadcasting or otherwise now known or herein after developed without the previous express consent by the copyright owner, except for reproduction in daily press and regular printed publications on sale to the public within 60 days of the event related to those data/results and always provided that copyright symbol appears together as follows below.

© DORNA, 2025

# FASTEST LAPS SEQUENCE

## THAILAND MOTOGP OFFICIAL TEST

### DAY 2 SESSION 1



Chang International Circuit

<i>Practice Time</i>	<i>#</i>	<i>Rider</i>	<i>Nation</i>	<i>Motorcycle</i>	<i>Time</i>	<i>Km/h</i>	<i>Rider's Lap</i>
<b>3'12.965</b>	42	<b>Alex RINS</b>	SPA	YAMAHA	<b>1'33.958</b>	174.4	2
<b>3'24.471</b>	72	<b>Marco BEZZECCHI</b>	ITA	APRILIA	<b>1'31.664</b>	178.8	2
<b>4'11.215</b>	37	<b>Pedro ACOSTA</b>	SPA	KTM	<b>1'31.646</b>	178.8	2
<b>5'41.803</b>	37	<b>Pedro ACOSTA</b>	SPA	KTM	<b>1'30.588</b>	180.9	3
<b>7'12.102</b>	37	<b>Pedro ACOSTA</b>	SPA	KTM	<b>1'30.299</b>	181.5	4
<b>8'42.144</b>	37	<b>Pedro ACOSTA</b>	SPA	KTM	<b>1'30.042</b>	182.0	5
<b>11'50.311</b>	73	<b>Alex MARQUEZ</b>	SPA	DUCATI	<b>1'29.683</b>	182.8	4
<b>15'02.189</b>	72	<b>Marco BEZZECCHI</b>	ITA	APRILIA	<b>1'29.480</b>	183.2	5
<b>16'31.620</b>	72	<b>Marco BEZZECCHI</b>	ITA	APRILIA	<b>1'29.431</b>	183.3	6
<b>27'46.030</b>	72	<b>Marco BEZZECCHI</b>	ITA	APRILIA	<b>1'29.244</b>	183.7	11
<b>58'17.298</b>	37	<b>Pedro ACOSTA</b>	SPA	KTM	<b>1'29.133</b>	183.9	18
<b>1:03'30.230</b>	73	<b>Alex MARQUEZ</b>	SPA	DUCATI	<b>1'29.034</b>	184.1	19
<b>1:58'59.672</b>	93	<b>Marc MARQUEZ</b>	SPA	DUCATI	<b>1'28.855</b>	184.5	28

These data/results cannot be reproduced, stored and/or transmitted in whole or in part by any manner of electronic, mechanical, photocopying, recording, broadcasting or otherwise now known or herein after developed without the previous express consent by the copyright owner, except for reproduction in daily press and regular printed publications on sale to the public within 60 days of the event related to those data/results and always provided that copyright symbol appears together as follows below.

© DORNA, 2025

Official MotoGP Timing by [www.motogp.com](http://www.motogp.com)

Buriram, Thursday, February 13, 2025