

Chang International Circuit

# CLASSIFICATION

## THAILAND MOTOGP OFFICIAL TEST

### DAY 2 SESSION 2

#	Rider	Nation	Team	Motorcycle	Time	Lap Total	Gap	T. Speed
1	72 <b>Marco BEZZECCHI</b>	ITA	Aprilia Racing	APRILIA	<b>1'29.060</b>	30 31		<b>336.4</b>
2	36 <b>Joan MIR</b>	SPA	Honda HRC Castrol	HONDA	<b>1'29.399</b>	29 30	0.339 0.339	<b>331.2</b>
3	63 <b>Francesco BAGNAIA</b>	ITA	Ducati Lenovo Team	DUCATI	<b>1'29.429</b>	33 42	0.369 0.030	<b>338.5</b>
4	93 <b>Marc MARQUEZ</b>	SPA	Ducati Lenovo Team	DUCATI	<b>1'29.496</b>	29 36	0.436 0.067	<b>335.4</b>
5	20 <b>Fabio QUARTARARO</b>	FRA	Monster Energy Yamaha MotoGP Team	YAMAHA	<b>1'29.586</b>	25 46	0.526 0.090	<b>335.4</b>
6	12 <b>Maverick VIÑALES</b>	SPA	Red Bull KTM Tech3	KTM	<b>1'29.606</b>	33 35	0.546 0.020	<b>336.4</b>
7	43 <b>Jack MILLER</b>	AUS	Prima Pramac Yamaha MotoGP	YAMAHA	<b>1'29.617</b>	32 35	0.557 0.011	<b>331.2</b>
8	25 <b>Raul FERNANDEZ</b>	SPA	Trackhouse MotoGP Team	APRILIA	<b>1'29.732</b>	29 31	0.672 0.115	<b>334.3</b>
9	79 <b>Ai OGURA</b>	JPN	Trackhouse MotoGP Team	APRILIA	<b>1'29.741</b>	25 28	0.681 0.009	<b>334.3</b>
10	33 <b>Brad BINDER</b>	RSA	Red Bull KTM Factory Racing	KTM	<b>1'29.759</b>	38 41	0.699 0.018	<b>335.4</b>
11	10 <b>Luca MARINI</b>	ITA	Honda HRC Castrol	HONDA	<b>1'29.783</b>	38 40	0.723 0.024	<b>334.3</b>
12	23 <b>Enea BASTIANINI</b>	ITA	Red Bull KTM Tech3	KTM	<b>1'29.837</b>	26 27	0.777 0.054	<b>333.3</b>
13	42 <b>Alex RINS</b>	SPA	Monster Energy Yamaha MotoGP Team	YAMAHA	<b>1'30.062</b>	18 19	1.002 0.225	<b>333.3</b>
14	54 <b>Fermin ALDEGUER</b>	SPA	Gresini Racing MotoGP	DUCATI	<b>1'30.085</b>	24 26	1.025 0.023	<b>331.2</b>
15	88 <b>Miguel OLIVEIRA</b>	POR	Prima Pramac Yamaha MotoGP	YAMAHA	<b>1'30.089</b>	34 42	1.029 0.004	<b>333.3</b>
16	21 <b>Franco MORBIDELLI</b>	ITA	Pertamina Enduro VR46 Racing Team	DUCATI	<b>1'30.190</b>	28 30	1.130 0.101	<b>333.3</b>
17	73 <b>Alex MARQUEZ</b>	SPA	Gresini Racing MotoGP	DUCATI	<b>1'30.203</b>	4 25	1.143 0.013	<b>332.3</b>
18	37 <b>Pedro ACOSTA</b>	SPA	Red Bull KTM Factory Racing	KTM	<b>1'30.256</b>	16 37	1.196 0.053	<b>333.3</b>
19	35 <b>Somkiat CHANTRA</b>	THA	IDEMITSU Honda LCR	HONDA	<b>1'30.764</b>	29 31	1.704 0.508	<b>328.2</b>
20	5 <b>Johann ZARCO</b>	FRA	CASTROL Honda LCR	HONDA	<b>1'30.903</b>	4 26	1.843 0.139	<b>329.2</b>
21	32 <b>Lorenzo SAVADORI</b>	ITA	Aprilia Racing	APRILIA	<b>1'31.207</b>	27 28	2.147 0.304	<b>336.4</b>

Practice condition: **Dry**

Air: 32°

Humidity: 24%

Ground: 36°

<b>Fastest Lap:</b>	Lap: 30	<b>Marco BEZZECCHI</b>	<b>1'29.060</b>	184 Km/h
<b>Best Race Lap:</b>	2023	<b>Marco BEZZECCHI</b>	<b>1'30.896</b>	180.3 Km/h
<b>All-Time Lap Record:</b>	2024	<b>Francesco BAGNAIA</b>	<b>1'28.700</b>	184.8 Km/h

The results are provisional until the end of the limit for protest and appeals.

Time limit for protest expires 60' after publication of the results - ..... Time: .....

These data/results cannot be reproduced, stored and/or transmitted in whole or in part by any manner of electronic, mechanical, photocopying, recording, broadcasting or otherwise now known or herein after developed without the previous express consent by the copyright owner, except for reproduction in daily press and regular printed publications on sale to the public within 60 days of the event related to those data/results and always provided that copyright symbol appears together as follows below.

© DORNA, 2025

Official MotoGP Timing by

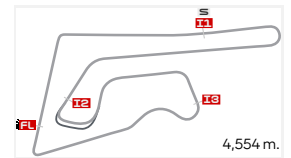
www.motogp.com

Buriram, Thursday, February 13, 2025

# TOP SPEED & AVERAGE

## THAILAND MOTOGP OFFICIAL TEST

### DAY 2 SESSION 2



Chang International Circuit

#	Rider	Nation	Motorcycle	Top 5 speeds					Average	Top
63	<b>Francesco BAGNAIA</b>	ITA	DUCATI	338.5	336.4	336.4	336.4	336.4	336.7	<b>338.5</b>
12	<b>Maverick VIÑALES</b>	SPA	KTM	336.4	336.4	336.4	335.4	335.4	335.7	<b>336.4</b>
32	<b>Lorenzo SAVADORI</b>	ITA	APRILIA	336.4	334.3	334.3	334.3	334.3	334.7	<b>336.4</b>
72	<b>Marco BEZZECCHI</b>	ITA	APRILIA	336.4	335.4	335.4	335.4	335.4	335.6	<b>336.4</b>
20	<b>Fabio QUARTARARO</b>	FRA	YAMAHA	335.4	334.3	334.3	334.3	333.3	334.2	<b>335.4</b>
33	<b>Brad BINDER</b>	RSA	KTM	335.4	335.4	334.3	334.3	334.3	334.5	<b>335.4</b>
93	<b>Marc MARQUEZ</b>	SPA	DUCATI	335.4	335.4	335.4	334.3	334.3	334.6	<b>335.4</b>
10	<b>Luca MARINI</b>	ITA	HONDA	334.3	331.2	330.2	329.2	329.2	330.6	<b>334.3</b>
25	<b>Raul FERNANDEZ</b>	SPA	APRILIA	334.3	333.3	333.3	333.3	333.3	333.5	<b>334.3</b>
79	<b>Ai OGURA</b>	JPN	APRILIA	334.3	333.3	333.3	333.3	332.3	332.8	<b>334.3</b>
21	<b>Franco MORBIDELLI</b>	ITA	DUCATI	333.3	333.3	333.3	333.3	333.3	333.3	<b>333.3</b>
23	<b>Enea BASTIANINI</b>	ITA	KTM	333.3	333.3	333.3	333.3	332.3	332.6	<b>333.3</b>
37	<b>Pedro ACOSTA</b>	SPA	KTM	333.3	332.3	332.3	332.3	332.3	332.4	<b>333.3</b>
42	<b>Alex RINS</b>	SPA	YAMAHA	333.3	332.3	332.3	331.2	331.2	331.9	<b>333.3</b>
88	<b>Miguel OLIVEIRA</b>	POR	YAMAHA	333.3	333.3	333.3	332.3	332.3	332.6	<b>333.3</b>
73	<b>Alex MARQUEZ</b>	SPA	DUCATI	332.3	332.3	332.3	331.2	331.2	331.9	<b>332.3</b>
36	<b>Joan MIR</b>	SPA	HONDA	331.2	331.2	331.2	331.2	330.2	330.6	<b>331.2</b>
43	<b>Jack MILLER</b>	AUS	YAMAHA	331.2	331.2	331.2	331.2	330.2	330.6	<b>331.2</b>
54	<b>Fermin ALDEGUER</b>	SPA	DUCATI	331.2	331.2	331.2	330.2	330.2	330.4	<b>331.2</b>
5	<b>Johann ZARCO</b>	FRA	HONDA	329.2	326.2	325.3	325.3	324.3	325.6	<b>329.2</b>
35	<b>Somkiat CHANTRA</b>	THA	HONDA	328.2	327.2	326.2	326.2	326.2	326.7	<b>328.2</b>

These data/results cannot be reproduced, stored and/or transmitted in whole or in part by any manner of electronic, mechanical, photocopying, recording, broadcasting or otherwise now known or herein after developed without the previous express consent by the copyright owner, except for reproduction in daily press and regular printed publications on sale to the public within 60 days of the event related to those data/results and always provided that copyright symbol appears together as follows below.

© DORNA, 2025

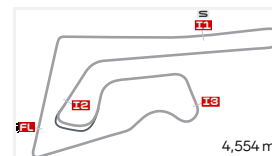
Official MotoGP Timing by [www.motogp.com](http://www.motogp.com)

Buriram, Thursday, February 13, 2025

# CHRONOLOGICAL ANALYSIS OF PERFORMANCES

## THAILAND MOTOGP OFFICIAL TEST

### DAY 2 SESSION 2



Chang International Circuit

\* Lap / Sector time cancelled  
P Crossing the finish line in pit lane

T1 Time from finish line to 1st intermediate  
T2 Time from 1st intermed. to 2nd intermed.

T3 Time from 2nd intermed. to 3rd intermed.  
T4 Time from 3rd intermediate to finish line

Lap	Lap Time	T1	T2	T3	T4	Speed	Lap	Lap Time	T1	T2	T3	T4	Speed	
<b>1st</b>	<b>72</b>	<b>Marco BEZZECCHI</b>		<b>Aprilia Racing</b>		<b>ITA</b>	8	<b>1'30.142</b>	18.521	25.674	22.905	23.042	330.2	
		Runs=4	Total laps=31	Full laps=23	Valid laps=23		9	<b>1'30.329</b>	18.523	25.793	22.853	23.160	329.2	
1	1:41'54.362	15.837	27.466	23.557	23.494	320.4	10	<b>1'30.323</b>	18.552	25.752	22.905	23.114	330.2	
2	<b>1'30.095</b>	18.445	25.796	22.751	23.103	335.4	11	<b>1'30.156</b>	18.511	25.757	22.846	23.042	331.2	
3	<b>1'29.632</b>	18.303	25.706	22.722	22.901	335.4	12	<b>1'30.323</b>	18.521	25.761	22.967	23.074	330.2	
4	<b>1'29.708</b>	18.299	25.639	22.680	23.090	335.4	13	<b>1'30.395</b>	18.563	25.856	22.869	23.107	328.2	
5	<b>1'29.691</b>	18.395	25.739	22.627	22.930	334.3	14	<b>1'30.190</b>	18.477	25.713	22.825	23.175	330.2	
6	<b>1'29.946</b>	18.411	25.671	22.709	23.155	334.3	15	<b>1'30.383</b>	18.647	25.876	22.789	23.071	328.2	
7	<b>1'29.889</b>	18.350	25.681	22.862	22.996	334.3	16	<b>1'30.071</b>	18.440	25.818	22.767	23.046	330.2	
8	<b>1'30.027</b>	18.404	25.699	22.831	23.093	335.4	17	<b>1'30.328</b>	18.494	25.809	22.866	23.159	329.2	
9	<b>1'30.433</b>	18.496	25.780	22.809	23.348	334.3	18	<b>1'30.771</b>	18.571	25.984	23.027	23.189	327.2	
10	<b>1'30.312</b>	18.511	25.799	22.952	23.050	334.3	19	<b>1'30.526</b>	18.542	25.852	22.932	23.200	328.2	
11	<b>1'30.406</b>	18.635	25.733	22.827	23.211	333.3	20	1'52.202	P	23.651	28.791	27.745	32.015	197.4
12	<b>1'30.401</b>	18.504	25.751	22.905	23.241	334.3	21	37'57.592		16.919	28.158	24.518	24.654	302.5
13	<b>1'30.386</b>	18.410	25.965	22.819	23.192	334.3	22	<b>1'32.049</b>	18.812	26.297	23.373	23.567	328.2	
14	<b>1'30.283</b>	18.465	25.750	22.861	23.207	334.3	23	<b>1'31.403</b>	18.745	25.985	23.272	23.401	329.2	
15	2'03.050	P	26.173	31.459	25.704	39.714	24	<b>1'31.079</b>	18.638	25.939	23.185	23.317	329.2	
16	47'48.994		17.397	31.334	25.254	24.162	25	1'50.918	P	22.585	28.768	26.620	32.945	249.4
17	<b>1'36.944</b>	18.641	27.905	27.135	23.263	334.3	26	31'52.989		16.389	27.032	23.476	23.378	313.9
18	<b>1'30.683</b>	18.481	25.759	23.113	23.330	336.4	27	<b>1'29.604</b>	18.385	25.583	22.746	22.890	330.2	
19	<b>1'31.420</b>	18.794	26.271	23.135	23.220	325.3	28	<b>1'29.729</b>	18.431	25.549	22.683	23.066	329.2	
20	<b>1'30.173</b>	18.518	25.714	22.810	23.131	333.3	29	<b>1'29.399</b>	18.474	25.412	22.684	22.829	327.2	
21	<b>1'35.579</b>	22.398	26.045	23.210	23.926	284.2	30	1'46.698	P	20.743	29.692	24.362	31.901	295.8
22	1'38.000	P	18.544	26.549	23.492	29.415	327.2							
23	55'42.488		16.641	27.798	23.867	23.547	313.9							
24	<b>1'31.912</b>	18.522	27.232	23.076	23.082	333.3								
25	<b>1'29.898</b>	18.459	25.679	22.748	23.012	334.3								
26	<b>1'29.847</b>	18.348	25.578	22.904	23.017	334.3								
27	1'39.765	P	19.065	26.979	23.494	30.227	327.2							
28	7'46.004		16.195	27.985	24.333	23.257	328.2							
29	<b>1'30.502</b>	18.388	25.563	23.280	23.271	332.3								
30	<b>1'29.060</b>	18.298	25.359	22.630	22.773	332.3								
31	1'57.816	P	27.394	33.945	24.107	32.370	148.5							
<b>3rd</b>	<b>63</b>	<b>Francesco BAGNAIA</b>		<b>Ducati Lenovo Team</b>		<b>ITA</b>	11	45'08.377	16.496	28.502	24.150	23.657	283.4	
		Runs=7	Total laps=42	Full laps=28	Valid laps=28		2	<b>1'31.367</b>	18.540	26.095	23.303	23.429	335.4	
							3	<b>1'30.652</b>	18.442	26.042	23.069	23.099	336.4	
							4	<b>1'34.942</b>	18.424	28.834	24.290	23.394	336.4	
							5	<b>1'30.556</b>	18.421	25.954	23.087	23.094	336.4	
							6	<b>1'33.089</b>	18.498	26.977	24.189	23.425	336.4	
							7	<b>1'30.417</b>	18.478	25.822	23.053	23.064	336.4	
							8	1'41.170	P	19.134	27.734	24.330	29.972	311.2
							9	17'45.982		22.792	28.022	23.845	23.785	292.6
							10	<b>1'31.146</b>	18.485	26.013	23.208	23.440	334.3	
							11	<b>1'30.644</b>	18.474	25.893	23.108	23.169	334.3	
							12	<b>1'30.806</b>	18.465	25.887	23.141	23.313	335.4	
							13	<b>1'30.863</b>	18.428	25.983	23.183	23.269	333.3	
							14	1'41.385	P	18.503	27.125	24.741	31.016	334.3
							15	20'15.395		18.315	27.112	23.733	23.572	314.8
							16	<b>1'31.275</b>	18.588	25.997	23.327	23.363	333.3	
							17	<b>1'31.186</b>	18.547	26.006	23.270	23.363	334.3	
<b>2nd</b>	<b>36</b>	<b>Joan MIR</b>		<b>Honda HRC Castrol</b>		<b>SPA</b>								
		Runs=4	Total laps=30	Full laps=22	Valid laps=22									
1	1:46'31.419	16.594	27.561	24.098	23.925	318.5								
2	<b>1'31.850</b>	18.774	26.306	23.393	23.377	330.2								
3	<b>1'31.213</b>	18.516	26.191	23.185	23.321	331.2								
4	<b>1'31.092</b>	18.526	25.993	23.234	23.339	331.2								
5	1'43.568	P	18.595	25.970	25.723	33.280	331.2							
6	36'06.536		15.769	27.165	23.862	23.538	319.5							
7	<b>1'30.458</b>	18.555	25.877	22.913	23.113	329.2								

**Fastest Lap:** Marco BEZZECCHI Aprilia Racina ITA **1'29.060** 18.298 25.359 22.630 22.773

These data/results cannot be reproduced, stored and/or transmitted in whole or in part by any manner of electronic, mechanical, photocopying, recording, broadcasting or otherwise now known or herein after developed without the previous express consent by the copyright owner, except for reproduction in daily press and regular printed publications on sale to the public within 60 days of the event related to those data/results and always provided that copyright symbol appears together as follows below.

© DORNA, 2025

Official MotoGP Timing by

www.motogp.com

Buriram, Thursday, February 13, 2025

Page 1 of 8

## Day 2 Session 2

## MotoGP

Lap	Lap Time	T1	T2	T3	T4	Speed	Lap	Lap Time	T1	T2	T3	T4	Speed	
18	<b>1'31.393</b>	18.604	26.080	23.299	23.410	335.4	27	<b>1'30.923</b>	18.595	25.825	23.198	23.305	331.2	
19	<b>1'31.108</b>	18.612	25.933	23.262	23.301	336.4	28	<b>1'29.883</b>	18.501	25.678	22.815	<b>22.889</b>	333.3	
20	1'41.275 P	19.359	27.953	24.398	29.565	303.3	29	<b>1'29.496</b>	18.423	<b>25.489</b>	<b>22.686</b>	22.898	333.3	
21	16'40.741	16.313	27.749	24.008	23.446	303.3	30	1'38.388 P	18.763	26.929	23.773	<b>28.923</b>	<b>329.2</b>	
22	<b>1'30.657</b>	18.640	25.863	23.082	23.072	332.3	31	12'05.132	17.742	36.657	24.860	25.205	257.1	
23	<b>1'30.226</b>	18.490	25.780	22.961	22.995	333.3	32	<b>1'35.091</b>	20.494	27.522	23.522	23.553	320.4	
24	<b>1'30.271</b>	18.487	25.724	22.936	23.124	332.3	33	<b>1'31.042</b>	18.718	25.904	23.039	23.381	330.2	
25	<b>1'34.981</b>	18.516	27.095	25.558	23.812	333.3	34	<b>1'30.131</b>	18.535	25.666	22.838	23.092	331.2	
26	1'39.122 P	18.497	25.787	24.313	30.525	332.3	35	<b>1'30.062</b>	18.499	25.744	22.790	23.029	332.3	
27	27'35.716	15.757	27.014	23.497	23.471	306.8	36	1'41.622 P	19.754	28.750	23.511	<b>29.607</b>	<b>217.3</b>	
28	<b>1'30.477</b>	18.526	25.764	23.018	23.169	332.3	<b>5th 20 Fabio QUARTARARO</b> Monster Energy Yamaha FRA							
29	<b>1'30.074</b>	18.439	25.620	22.964	23.051	333.3	Runs=6	Total laps=46	Full laps=34	Valid laps=34				
30	1'38.200 P	18.415	27.135	23.953	<b>28.697</b>	334.3	11:59'38.887	18.142	28.353	24.692	23.952	305.9		
31	16'41.086	15.961	27.326	23.936	23.392	320.4	2	<b>1'31.028</b>	18.660	26.072	23.134	23.162	332.3	
32	<b>1'29.445</b>	18.426	25.442	22.694	22.883	335.4	3	<b>1'30.424</b>	18.535	25.992	22.854	23.043	332.3	
33	<b>1'29.429</b>	18.400	25.502	<b>22.673</b>	<b>22.854</b>	335.4	4	<b>1'30.270</b>	18.497	25.791	22.914	23.068	332.3	
34	<b>1'32.906</b>	<b>18.320</b>	25.460	25.038	24.088	334.3	5	<b>1'30.029</b>	18.474	25.735	22.814	23.006	333.3	
35	1'33.407 P	18.406	<b>25.387</b>	22.948	<b>26.666</b>	333.3	6	<b>1'30.042</b>	18.452	25.773	22.832	22.985	332.3	
36	11'01.594	16.391	26.783	23.500	23.319	314.8	7	<b>1'30.410</b>	18.394	25.884	23.017	23.115	333.3	
37	<b>1'30.606</b>	18.598	25.807	22.972	23.229	333.3	8	<b>1'30.314</b>	18.445	25.967	22.795	23.107	331.2	
38	<b>1'31.119</b>	18.555	25.876	23.200	23.488	333.3	9	<b>1'30.150</b>	18.450	25.770	22.840	23.090	332.3	
39	<b>1'30.587</b>	18.496	25.929	23.000	23.162	<b>338.5</b>	10	<b>1'30.284</b>	18.515	25.779	22.877	23.113	332.3	
40	<b>1'31.324</b>	18.595	26.102	23.288	23.339	334.3	11	<b>1'30.342</b>	18.423	25.842	22.928	23.149	332.3	
41	<b>1'30.921</b>	18.514	25.936	23.167	23.304	333.3	12	<b>1'30.473</b>	18.450	25.888	22.981	23.154	332.3	
42	1'43.378 P	19.349	28.242	25.380	30.407	310.3	13	<b>1'30.563</b>	18.425	25.861	23.020	23.257	334.3	
<b>4th 93 Marc MARQUEZ</b> Ducati Lenovo Team SPA														
Runs=3						Total laps=36	Full laps=30	Valid laps=30						
12:07'22.248	16.392	28.023	24.757	23.994	288.7	14	1'49.994 P	24.737	30.802	25.172	<b>29.283</b>	<b>169.2</b>		
2	<b>1'30.560</b>	18.568	25.892	22.954	23.146	333.3	15	47'12.230	16.338	28.439	24.948	24.095	313.0	
3	<b>1'30.116</b>	18.461	25.684	22.807	23.164	333.3	16	<b>1'32.239</b>	18.787	26.514	23.482	23.456	329.2	
4	<b>1'30.004</b>	18.429	25.683	22.792	23.100	334.3	17	<b>1'31.380</b>	18.709	25.981	23.354	23.336	330.2	
5	<b>1'29.973</b>	18.413	25.601	22.759	23.200	334.3	18	<b>1'31.052</b>	18.622	25.982	23.143	23.305	330.2	
6	<b>1'30.099</b>	18.491	25.668	22.833	23.107	334.3	19	<b>1'31.076</b>	18.645	25.989	23.119	23.323	330.2	
7	<b>1'30.034</b>	<b>18.343</b>	25.637	22.881	23.173	<b>335.4</b>	20	<b>1'31.135</b>	18.690	26.001	23.194	23.250	330.2	
8	<b>1'29.811</b>	18.363	25.583	22.776	23.089	335.4	21	1'34.072 P	18.709	25.914	23.105	<b>26.344</b>	<b>330.2</b>	
9	<b>1'30.134</b>	18.463	25.688	22.834	23.149	334.3	22	11'26.042	16.235	27.450	24.134	23.453	323.3	
10	<b>1'30.093</b>	18.481	25.613	22.843	23.156	332.3	23	<b>1'30.009</b>	18.424	25.656	22.839	23.090	331.2	
11	<b>1'29.953</b>	18.429	25.594	22.827	23.103	334.3	24	<b>1'29.695</b>	18.416	<b>25.485</b>	22.762	23.032	332.3	
12	<b>1'30.311</b>	18.486	25.769	22.863	23.193	333.3	25	<b>1'29.586</b>	18.407	25.524	<b>22.710</b>	<b>22.945</b>	331.2	
13	<b>1'30.142</b>	18.484	25.694	22.838	23.126	334.3	26	1'43.055 P	20.419	28.798	25.481	<b>28.357</b>	<b>284.9</b>	
14	<b>1'30.303</b>	18.489	25.654	22.941	23.219	334.3	27	10'24.306	15.214	27.238	23.947	23.757	323.3	
15	<b>1'30.426</b>	18.646	25.665	22.895	23.220	334.3	28	<b>1'33.170</b>	18.464	25.683	24.872	24.151	331.2	
16	<b>1'30.763</b>	18.567	25.925	23.010	23.261	335.4	29	<b>1'29.787</b>	18.486	25.556	22.764	22.981	332.3	
17	<b>1'30.734</b>	18.571	25.779	22.966	23.418	333.3	30	<b>1'29.773</b>	18.440	25.623	22.732	22.978	332.3	
18	<b>1'30.647</b>	18.563	25.840	22.967	23.277	332.3	31	1'46.731 P	24.083	28.316	25.594	<b>28.738</b>	<b>281.9</b>	
19	<b>1'30.605</b>	18.577	25.812	22.902	23.314	333.3	32	19'45.122	16.588	28.111	25.324	23.963	320.4	
20	<b>1'30.837</b>	18.654	25.706	23.028	23.449	332.3	33	<b>1'31.208</b>	18.762	26.096	23.167	23.183	329.2	
21	<b>1'30.671</b>	18.645	25.760	22.999	23.267	332.3	34	<b>1'30.325</b>	18.539	25.669	23.015	23.102	331.2	
22	<b>1'30.733</b>	18.582	25.809	23.017	23.325	331.2	35	<b>1'30.355</b>	18.560	25.687	22.995	23.113	330.2	
23	<b>1'30.994</b>	18.656	25.863	23.042	23.433	329.2	36	<b>1'30.587</b>	18.584	25.791	23.045	23.167	330.2	
24	<b>1'30.740</b>	18.635	25.739	22.968	23.398	334.3	37	<b>1'30.718</b>	18.638	25.866	23.023	23.191	330.2	
25	1'44.814 P	20.709	28.521	25.139	30.445	300.0	38	1'42.560 P	20.379	28.583	25.116	<b>28.482</b>	<b>305.9</b>	
26	41'13.744	17.293	28.151	24.483	24.223	274.8	39	7'36.513	16.170	28.151	24.710	23.999	317.6	
							40	<b>1'30.835</b>	18.628	25.998	23.147	23.062	334.3	
							41	<b>1'29.862</b>	18.431	25.596	22.832	23.003	332.3	

**Fastest Lap:** Marco BEZZECCHI Aprilia Racina ITA **1'29.060** 18.298 25.359 22.630 22.773

These data/results cannot be reproduced, stored and/or transmitted in whole or in part by any manner of electronic, mechanical, photocopying, recording, broadcasting or otherwise now known or herein after developed without the previous express consent by the copyright owner, except for reproduction in daily press and regular printed publications on sale to the public within 60 days of the event related to those data/results and always provided that copyright symbol appears together as follows below.

© DORNA, 2025

Official MotoGP Timing by TISSOT

www.motogp.com

Buriram, Thursday, February 13, 2025

Page 2 of 8



## Day 2 Session 2

## MotoGP

Lap	Lap Time	T1	T2	T3	T4	Speed	Lap	Lap Time	T1	T2	T3	T4	Speed				
42	1'29.732	18.388	25.512	22.856	22.976	332.3	10	1'30.524	18.518	25.859	22.986	23.161	330.2				
43	1'29.795	18.394	25.551	22.804	23.046	331.2	11	1'30.607	18.510	25.839	22.986	23.272	329.2				
44	1'30.020	18.481	25.669	22.835	23.035	335.4	12	1'30.439	18.476	25.871	23.005	23.087	329.2				
45	1'30.047	18.468	25.655	22.892	23.032	334.3	13	1'30.392	18.446	25.697	22.937	23.312	331.2				
46	1'41.370	P 20.410	28.755	24.403	27.802	264.0	14	1'30.612	18.470	25.811	22.993	23.338	330.2				
<b>6th 12 Maverick VIÑALES</b> Red Bull KTM Tech3 SPA																	
Runs=6 Total laps=35 Full laps=23 Valid laps=23																	
1	12:41'40.577	16.585	28.681	25.927	24.065	301.6	15	1'31.105	18.530	25.769	23.163	23.643	331.2				
2	1'33.225	18.808	27.041	23.813	23.563	336.4	16	1'31.225	18.698	25.893	23.187	23.447	329.2				
3	1'33.400	18.650	26.291	24.678	23.781	334.3	17	1'31.408	18.557	25.973	23.298	23.580	329.2				
4	1'31.871	18.710	26.249	23.426	23.486	334.3	18	1'31.316	18.704	25.812	23.288	23.512	330.2				
5	1'31.707	18.613	26.391	23.283	23.420	335.4	19	1'57.619	P 26.744	31.975	26.453	32.447	211.3				
6	1'34.142	18.676	26.456	25.318	23.692	334.3	20	26'45.459	18.373	28.714	24.423	23.796	277.6				
7	1'38.967	P 18.685	26.323	23.363	30.596	334.3	21	1'31.669	18.674	26.168	23.379	23.448	327.2				
8	11'56.132	16.317	27.146	23.662	23.431	316.7	22	1'31.814	18.747	26.179	23.365	23.523	327.2				
9	1'31.353	18.551	25.895	23.337	23.570	333.3	23	1'31.557	18.689	26.047	23.363	23.458	327.2				
10	1'30.801	18.526	25.997	23.054	23.224	333.3	24	1'31.621	18.698	25.923	23.428	23.572	329.2				
11	1'30.270	18.437	25.792	22.949	23.092	334.3	25	1'31.859	18.810	25.996	23.315	23.738	329.2				
12	1'30.600	18.518	25.937	23.033	23.112	334.3	26	1'49.397	P 21.921	30.741	25.625	31.110	248.2				
13	1'30.468	18.428	25.907	22.880	23.253	335.4	27	44'13.036	16.558	27.450	23.954	23.471	310.3				
14	1'30.420	18.460	25.765	23.001	23.194	334.3	28	1'34.850	18.457	28.381	24.393	23.619	322.3				
15	1'41.081	P 20.731	27.298	22.984	30.068	270.6	29	1'30.038	18.499	25.705	22.744	23.090	327.2				
16	16'16.999	16.720	27.158	23.588	23.780	324.3	30	1'45.370	P 22.631	28.549	24.384	29.806	215.5				
17	1'30.986	18.517	26.130	23.132	23.207	333.3	31	5'29.679	16.380	27.020	23.780	23.513	295.0				
18	1'30.872	18.567	25.887	23.214	23.204	333.3	32	1'29.617	18.441	25.499	22.783	22.894	328.2				
19	1'31.020	18.619	26.010	23.157	23.234	333.3	33	1'38.699	19.157	30.143	24.969	24.430	307.6				
20	1'30.913	18.543	26.025	23.117	23.228	335.4	34	1'29.927	18.470	25.584	22.824	23.049	329.2				
21	1'31.124	18.672	25.944	23.119	23.389	334.3	35	1'44.516	P 21.883	28.601	24.996	29.036	230.2				
22	1'41.268	P 21.687	26.739	23.612	29.230	326.2	<b>8th 25 Raul FERNANDEZ</b> Trackhouse MotoGP Te SPA										
23	14'58.477	16.446	26.867	23.581	23.464	326.2	Runs=6 Total laps=31 Full laps=19 Valid laps=19										
24	1'31.315	18.653	26.119	23.247	23.296	333.3	1	12:07'37.342	16.945	28.890	24.045	24.010	302.5				
25	1'34.588	18.574	29.370	23.377	23.267	334.3	2	1'31.415	18.695	26.311	23.016	23.393	330.2				
26	1'32.109	18.670	26.164	23.845	23.430	334.3	3	1'30.962	18.587	26.206	22.857	23.312	332.3				
27	1'43.022	P 18.644	30.059	24.136	30.183	334.3	4	1'30.752	18.549	26.055	22.858	23.290	332.3				
28	19'41.924	16.174	26.751	23.301	23.389	328.2	5	1'30.801	18.571	25.940	23.034	23.256	331.2				
29	1'30.026	18.448	25.588	22.907	23.083	335.4	6	1'41.523	P 19.191	26.677	23.527	32.128	324.3				
30	1'29.854	18.394	25.636	22.800	23.024	336.4	7	16'27.627	16.308	27.886	23.920	23.686	312.1				
31	1'38.418	P 18.397	25.767	23.750	30.504	335.4	8	1'30.927	18.665	26.094	22.976	23.192	330.2				
32	5'18.015	15.596	26.801	23.263	23.050	331.2	9	1'32.461	19.535	26.251	23.142	23.533	328.2				
33	1'29.606	18.350	25.550	22.796	22.910	336.4	10	1'30.682	18.610	25.915	22.842	23.315	333.3				
34	1'29.677	18.339	25.644	22.731	22.963	335.4	11	1'31.067	18.542	25.952	23.135	23.438	333.3				
35	1'38.898	P 19.929	26.409	23.088	29.472	326.2	12	1'45.667	P 22.308	27.712	24.055	31.592	279.7				
<b>7th 43 Jack MILLER</b> Prima Pramac Yamaha AUS																	
Runs=5 Total laps=35 Full laps=25 Valid laps=25																	
1	11:30'48.343	17.251	28.783	24.576	24.212	295.8	13	22'50.800	16.555	28.075	23.764	23.498	290.3				
2	1'32.282	18.768	26.190	23.828	23.496	326.2	14	1'31.506	18.752	26.152	23.257	23.345	330.2				
3	1'31.483	18.754	26.098	23.287	23.344	328.2	15	1'31.348	18.719	26.072	23.144	23.413	331.2				
4	1'39.497	P 18.739	27.075	24.849	28.834	326.2	16	1'31.459	18.792	26.147	23.149	23.371	334.3				
5	21'56.872	17.359	28.076	24.497	23.859	310.3	17	1'47.956	P 19.793	27.509	24.975	35.679	317.6				
6	1'32.007	18.657	26.034	23.928	23.388	330.2	18	18'16.787	15.678	27.766	24.016	23.721	310.3				
7	1'30.532	18.534	25.819	23.023	23.156	330.2	19	1'30.278	18.651	25.747	22.851	23.029	332.3				
8	1'30.465	18.534	25.961	22.852	23.118	331.2	20	1'30.099	18.562	25.674	22.842	23.021	333.3				
9	1'30.690	18.523	25.867	23.043	23.257	331.2	21	1'33.575	19.394	26.982	23.550	23.649	318.5				
							22	1'30.070	18.465	25.726	22.779	23.100	333.3				
							23	1'44.189	P 19.511	27.220	24.322	33.136	321.4				
							24	44'18.173	16.239	27.985	24.025	23.521	304.2				
							25	1'31.313	18.707	26.227	23.064	23.315	330.2				

**Fastest Lap:** Marco BEZZECCHI Aprilia Racina ITA 1'29.060 18.298 25.359 22.630 22.773

These data/results cannot be reproduced, stored and/or transmitted in whole or in part by any manner of electronic, mechanical, photocopying, recording, broadcasting or otherwise now known or herein after developed without the previous express consent by the copyright owner, except for reproduction in daily press and regular printed publications on sale to the public within 60 days of the event related to those data/results and always provided that copyright symbol appears together as follows below.

© DORNA, 2025

Official MotoGP Timing by TISSOT

www.motogp.com

Buriram, Thursday, February 13, 2025

Page 3 of 8



## Day 2 Session 2

## MotoGP

Lap	Lap Time	T1	T2	T3	T4	Speed	Lap	Lap Time	T1	T2	T3	T4	Speed	
26	1'42.295	P	18.622	26.100	23.737	33.836	331.2	16	<b>1'31.183</b>	18.614	25.987	23.171	23.411	332.3
27	7'31.556		15.830	27.464	23.472	23.356	300.0	17	<b>1'31.381</b>	18.598	25.978	23.343	23.462	333.3
28	<b>1'30.005</b>		18.519	25.746	22.738	23.002	331.2	18	<b>1'31.209</b>	18.606	25.955	23.347	23.301	334.3
29	<b>1'29.732</b>		18.539	<b>25.595</b>	22.650	<b>22.948</b>	330.2	19	<b>1'31.378</b>	18.572	26.017	23.338	23.451	334.3
30	<b>1'29.840</b>		<b>18.448</b>	25.679	<b>22.616</b>	23.097	331.2	20	<b>1'31.467</b>	18.629	26.073	23.362	23.403	334.3
31	1'56.617	P		25.494	36.728			21	<b>1'31.814</b>	18.757	26.173	23.356	23.528	334.3

9th		<b>79</b>	Ai OGURA	Trackhouse MotoGP Te			JPN
Runs=4	Total laps=28	Full laps=20	Valid laps=20				
12:36'40.658		22.589	28.182	24.117	23.781	274.8	
2	<b>1'33.540</b>	18.618	28.026	23.296	23.600	331.2	
3	<b>1'30.677</b>	18.527	25.929	22.966	23.255	332.3	
4	<b>1'30.376</b>	18.601	25.661	22.900	23.214	332.3	
5	<b>1'30.791</b>	18.593	25.916	22.886	23.396	333.3	
6	1'44.770	P	19.357	27.194	23.839	34.380	322.3
7	16'24.083		18.403	28.251	24.329	24.103	296.7
8	<b>1'32.015</b>		18.940	26.095	23.458	23.522	329.2
9	<b>1'31.219</b>		18.677	25.786	23.211	23.545	330.2
10	<b>1'31.169</b>		18.639	25.843	23.307	23.380	331.2
11	<b>1'31.146</b>		18.677	25.918	23.172	23.379	330.2
12	<b>1'31.017</b>		18.669	25.895	23.078	23.375	332.3
13	<b>1'30.769</b>		18.620	25.755	23.085	23.309	331.2
14	<b>1'31.186</b>		18.609	25.934	23.132	23.511	331.2
15	<b>1'30.951</b>		18.666	25.872	23.036	23.377	332.3
16	2'00.191	P	19.678	35.502	28.217	36.794	218.1
17	41'30.220		17.671	28.001	25.783	25.615	316.7
18	<b>1'31.867</b>		19.148	26.157	23.187	23.375	329.2
19	<b>1'30.673</b>		18.666	25.771	22.938	23.298	332.3
20	<b>1'30.497</b>		18.638	25.727	22.922	23.210	332.3
21	<b>1'31.072</b>		18.652	25.936	23.179	23.305	332.3
22	1'47.613	P	19.056	26.309	23.601	38.647	327.2
23	13'35.633		17.101	27.815	24.213	23.576	316.7
24	<b>1'30.261</b>		18.486	25.574	23.118	23.083	331.2
25	<b>1'29.741</b>		18.480	25.569	<b>22.747</b>	<b>22.945</b>	333.3
26	<b>1'30.194</b>		18.489	25.776	22.817	23.112	333.3
27	<b>1'30.248</b>		<b>18.479</b>	<b>25.427</b>	22.835	23.507	<b>334.3</b>
28	2'00.748	P	23.494	31.665	26.173	39.416	296.7

10th		<b>33</b>	Brad BINDER	Red Bull KTM Factory R			RSA
Runs=4	Total laps=41	Full laps=33	Valid laps=33				
11:54'35.112		19.726	31.299	24.974	24.172	281.2	
2	<b>1'31.901</b>	18.620	26.227	23.538	23.516	332.3	
3	<b>1'32.318</b>	19.006	26.280	23.570	23.462	334.3	
4	1'47.965	P	22.947	26.624	24.212	34.182	320.4
5	29'06.767		18.578	29.698	24.936	24.788	273.4
6	<b>1'31.997</b>		18.673	26.367	23.396	23.561	333.3
7	<b>1'31.005</b>		18.523	25.879	23.196	23.407	333.3
8	<b>1'30.726</b>		18.543	25.913	23.072	23.198	332.3
9	<b>1'30.837</b>		18.591	25.785	23.222	23.239	333.3
10	<b>1'30.876</b>		18.674	25.890	23.139	23.173	333.3
11	<b>1'30.866</b>		18.606	25.821	23.220	23.219	333.3
12	<b>1'30.937</b>		18.604	25.888	23.063	23.382	332.3
13	<b>1'31.057</b>		18.638	25.866	23.106	23.447	332.3
14	<b>1'31.000</b>		18.595	25.907	23.223	23.275	333.3
15	<b>1'31.368</b>		18.688	26.104	23.284	23.292	332.3

22	<b>1'31.967</b>	18.830	26.065	23.434	23.638	331.2	
23	<b>1'32.193</b>	18.835	26.150	23.582	23.626	332.3	
24	<b>1'32.221</b>	18.789	26.092	23.611	23.729	334.3	
25	<b>1'32.427</b>	18.872	26.351	23.529	23.675	332.3	
26	<b>1'32.499</b>	18.929	26.379	23.488	23.703	325.3	
27	<b>1'32.295</b>	18.795	26.308	23.468	23.724	331.2	
28	<b>1'32.828</b>	18.949	26.485	23.682	23.712	329.2	
29	<b>1'34.689</b>	19.372	26.912	24.290	24.115	323.3	
30	2'00.172	P	19.866	35.189	29.157	35.960	296.7
31	46'23.172		18.609	28.762	25.062	24.220	279.0
32	<b>1'32.049</b>		18.744	26.284	23.521	23.500	333.3
33	<b>1'31.448</b>		18.575	25.992	23.484	23.397	334.3
34	<b>1'31.468</b>		18.683	26.139	23.283	23.363	334.3
35	<b>1'32.479</b>		18.598	26.291	23.771	23.819	<b>335.4</b>
36	1'45.182	P	18.839	26.425	25.468	34.450	335.4
37	18'32.815		16.276	27.306	23.866	23.469	312.1
38	<b>1'29.759</b>		18.430	25.577	<b>22.829</b>	<b>22.923</b>	334.3
39	<b>1'30.005</b>		<b>18.383</b>	<b>25.555</b>	22.998	23.069	334.3
40	<b>1'30.145</b>		18.462	25.638	22.938	23.107	334.3
41	1'45.796	P	19.665	26.372	24.418	35.341	310.3

11th		<b>10</b>	Luca MARINI	Honda HRC Castrol			ITA
Runs=6	Total laps=40	Full laps=28	Valid laps=28				
12:15'44.047		16.382	27.536	23.530	23.548	290.3	
2	<b>1'30.927</b>	18.526	26.030	23.097	23.274	<b>334.3</b>	
3	<b>1'31.028</b>	18.618	26.028	23.172	23.210	329.2	
4	<b>1'30.856</b>	18.556	26.018	23.015	23.267	328.2	
5	<b>1'31.105</b>	18.613	26.210	22.969	23.313	327.2	
6	<b>1'31.158</b>	18.680	26.016	23.173	23.289	328.2	
7	<b>1'31.119</b>	18.648	26.172	23.004	23.295	328.2	
8	<b>1'31.217</b>	18.698	26.124	23.014	23.381	327.2	
9	<b>1'31.304</b>	18.631	26.211	23.087	23.375	329.2	
10	<b>1'31.477</b>	18.715	26.176	23.151	23.435	328.2	
11	<b>1'32.959</b>	18.679	27.509	23.458	23.313	330.2	
12	<b>1'31.269</b>	18.784	26.067	23.045	23.373	325.3	
13	<b>1'31.321</b>	18.789	26.080	23.055	23.397	325.3	
14	<b>1'31.361</b>	18.814	26.048	23.129	23.370	325.3	
15	1'49.998	P	22.940	30.539	25.247	31.272	303.3
16	17'47.171		17.561	28.290	24.006	23.839	273.4
17	<b>1'32.584</b>		18.856	26.402	23.819	23.507	325.3
18	<b>1'32.066</b>		18.906	26.107	23.366	23.687	324.3
19	<b>1'36.197</b>		19.418	28.399	24.495	23.885	321.4
20	1'43.315	P	19.587	28.117	25.653	29.958	313.9
21	37'41.163		18.740	30.367	24.979	28.163	275.5
22	<b>1'32.090</b>		18.834	26.495	23.358	23.403	324.3
23	<b>1'31.116</b>		18.686	26.138	23.082	23.210	326.2
24	<b>1'31.060</b>		18.650	26.001	23.256	23.153	326.2
25	<b>1'30.927</b>		18.674	26.005	23.009	23.239	325.3

**Fastest Lap:** Marco BEZZECCHI Aprilia Racina ITA **1'29.060** 18.298 25.359 22.630 22.773

These data/results cannot be reproduced, stored and/or transmitted in whole or in part by any manner of electronic, mechanical, photocopying, recording, broadcasting or otherwise now known or herein after developed without the previous express consent by the copyright owner, except for reproduction in daily press and regular printed publications on sale to the public within 60 days of the event related to those data/results and always provided that copyright symbol appears together as follows below.

© DORNA, 2025

Official MotoGP Timing by TISSOT

www.motogp.com

Buriram, Thursday, February 13, 2025

Page 4 of 8



## Day 2 Session 2

## MotoGP

Lap	Lap Time		T1	T2	T3	T4	Speed
26	1'40.262	P	18.817	26.711	25.232	29.502	325.3
27	12'44.374		15.896	28.389	23.451	23.495	305.9
28	<b>1'32.522</b>		18.696	26.922	23.241	23.663	328.2
29	<b>1'31.055</b>		18.623	26.087	23.102	23.243	331.2
30	<b>1'30.847</b>		18.686	25.978	22.976	23.207	328.2
31	1'46.745	P	23.048	28.660	25.279	29.758	274.8
32	15'00.027		16.350	26.773	23.209	23.077	309.4
33	<b>1'29.866</b>		18.489	25.672	22.784	22.921	328.2
34	<b>1'36.014</b>		18.532	25.661	27.251	24.570	329.2
35	1'38.061	P	18.653	26.367	24.618	28.423	325.3
36	5'02.051		15.272	27.241	23.504	23.591	315.7
37	<b>1'29.872</b>		18.524	25.631	22.731	22.986	326.2
38	<b>1'29.783</b>		18.484	25.573	22.822	22.904	326.2
39	<b>1'29.833</b>		18.493	25.580	22.744	23.016	326.2
40	1'48.367	P	21.629	29.200	25.231	32.307	273.4

12th		23	Enea BASTIANINI	Red Bull KTM Tech3	ITA		
Runs=5	Total laps=27	Full laps=17	Valid laps=17				
12:39'15.784	16.604	27.942	24.235	23.872	296.7		
2	<b>1'32.694</b>	19.013	26.522	23.452	23.707	330.2	
3	<b>1'31.981</b>	18.740	26.406	23.322	23.513	333.3	
4	<b>1'33.626</b>	18.742	27.089	24.092	23.703	333.3	
5	<b>1'32.114</b>	18.756	26.436	23.357	23.565	332.3	
6	1'39.887	P	19.677	28.062	23.371	28.777	313.9
7	23'29.847		17.059	28.819	23.824	23.707	311.2
8	<b>1'31.157</b>	18.678	26.079	23.123	23.277	331.2	
9	<b>1'30.837</b>	18.622	25.952	23.040	23.223	331.2	
10	<b>1'30.654</b>	18.563	25.829	23.047	23.215	331.2	
11	<b>1'33.455</b>	18.632	28.024	23.226	23.573	331.2	
12	<b>1'31.162</b>	18.705	25.913	23.169	23.375	331.2	
13	<b>1'31.342</b>	18.562	25.904	23.147	23.729	332.3	
14	<b>1'31.436</b>	18.833	26.067	23.071	23.465	331.2	
15	1'39.703	P	19.771	26.461	24.029	29.442	329.2
16	21'04.455		15.875	28.811	23.779	24.334	321.4
17	1'38.303	P	18.768	26.449	24.172	28.914	332.3
18	32'37.220		15.974	26.997	23.903	23.582	323.3
19	<b>1'31.960</b>	18.680	26.007	23.281	23.992	332.3	
20	<b>1'31.133</b>	18.739	25.929	23.143	23.322	332.3	
21	<b>1'33.258</b>	18.607	27.766	23.333	23.552	332.3	
22	<b>1'31.491</b>	18.580	26.237	23.296	23.378	333.3	
23	1'40.480	P	18.679	26.098	23.137	32.566	331.2
24	6'35.144		15.911	26.888	23.707	23.436	323.3
25	<b>1'30.119</b>	18.483	25.668	22.919	23.049	332.3	
26	<b>1'29.837</b>	18.357	25.588	22.779	23.113	333.3	
27	1'39.731	P	18.356	26.776	24.071	30.528	332.3

13th		42	Alex RINS	Monster Energy Yamaha	SPA		
Runs=4	Total laps=19	Full laps=11	Valid laps=11				
12:49'59.849	16.650	28.612	25.065	24.399	314.8		
2	<b>1'32.150</b>	18.813	26.270	23.468	23.599	329.2	
3	<b>1'31.529</b>	18.746	26.012	23.372	23.399	330.2	
4	<b>1'31.434</b>	18.736	26.005	23.290	23.403	331.2	
5	<b>1'31.342</b>	18.650	25.928	23.288	23.476	332.3	
6	1'41.381	P	20.206	27.570	24.268	29.337	312.1
7	13'44.360		16.176	27.481	24.468	23.586	316.7

Lap	Lap Time		T1	T2	T3	T4	Speed
8	<b>1'36.738</b>		18.835	30.515	23.952	23.436	329.2
9	<b>1'30.341</b>		18.579	25.580	23.000	23.182	331.2
10	1'42.309	P	20.959	27.659	24.302	29.389	314.8
11	8'15.016		24.717	27.141	23.874	23.474	314.8
12	<b>1'30.262</b>		18.513	25.512	23.099	23.138	332.3
13	<b>1'30.212</b>		18.493	25.596	22.995	23.128	330.2
14	<b>1'30.282</b>		18.486	25.631	22.935	23.230	331.2
15	2'05.032	P			26.630	32.350	
16	16'34.464		17.344	27.557	25.379	23.742	317.6
17	<b>1'34.293</b>		18.569	29.169	23.326	23.229	330.2
18	<b>1'30.062</b>		18.470	25.630	22.919	23.043	333.3
19	1'49.389	P	24.056	28.361	25.017	31.955	293.4

14th		54	Fermin ALDEGUER	Gresini Racing MotoGP	SPA		
Runs=3	Total laps=26	Full laps=20	Valid laps=20				
12:10'03.274	16.946	28.291	23.956	23.695	303.3		
2	<b>1'31.299</b>	18.629	26.009	23.217	23.444	330.2	
3	<b>1'31.070</b>	18.705	26.028	23.026	23.311	330.2	
4	<b>1'34.610</b>	18.650	25.982	23.316	26.662	330.2	
5	<b>1'30.939</b>	18.601	25.953	23.072	23.313	330.2	
6	<b>1'30.835</b>	18.541	26.047	22.992	23.255	330.2	
7	<b>1'31.176</b>	18.572	26.112	23.262	23.230	329.2	
8	<b>1'30.818</b>	18.625	25.968	22.996	23.229	329.2	
9	<b>1'30.797</b>	18.577	26.024	22.955	23.241	329.2	
10	<b>1'34.214</b>	18.704	27.562	24.394	23.554	329.2	
11	<b>1'31.430</b>	18.697	26.197	23.165	23.371	329.2	
12	<b>1'31.227</b>	18.641	26.047	23.181	23.358	330.2	
13	<b>1'31.298</b>	18.697	26.021	23.104	23.476	330.2	
14	<b>1'33.890</b>	18.681	26.397	23.240	25.572	329.2	
15	1'43.688	P	18.963	28.386	25.428	30.911	322.3
16:10'01.827	19.562	29.007	24.617	23.986	305.9		
17	<b>1'31.509</b>	18.618	26.096	23.350	23.445	330.2	
18	<b>1'30.519</b>	18.501	25.915	22.994	23.109	330.2	
19	<b>1'30.464</b>	18.589	25.730	22.977	23.168	330.2	
20	1'36.880	P	18.601	25.691	23.043	29.545	330.2
21	11'51.216		17.031	28.107	23.731	23.513	313.0
22	<b>1'32.668</b>	18.522	27.306	23.283	23.557	331.2	
23	<b>1'30.279</b>	18.601	25.731	22.830	23.117	331.2	
24	<b>1'30.085</b>	18.486	25.721	22.802	23.076	331.2	
25	<b>1'30.089</b>	18.486	25.744	22.797	23.062	330.2	
26	1'54.059	P	25.971	29.641	26.218	32.229	178.2

15th		88	Miguel OLIVEIRA	Prima Pramac Yamaha	POR		
Runs=7	Total laps=42	Full laps=28	Valid laps=28				
12:13'32.157	17.142	28.240	24.485	24.049	290.3		
2	<b>1'34.624</b>	18.530	28.032	24.099	23.963	331.2	
3	<b>1'31.326</b>	18.653	26.061	23.118	23.494	331.2	
4	<b>1'31.364</b>	18.504	26.010	23.131	23.719	332.3	
5	<b>1'31.737</b>	18.553	26.250	23.319	23.615	329.2	
6	<b>1'31.217</b>	18.611	26.008	23.159	23.439	330.2	
7	1'41.550	P	19.867	28.125	24.619	28.939	306.8
8	13'21.142		16.905	27.574	24.142	24.358	296.7
9	<b>1'31.973</b>	18.690	26.270	23.509	23.504	331.2	
10	<b>1'31.816</b>	18.757	26.104	23.403	23.552	328.2	
11	<b>1'40.100</b>	22.062	27.343	24.089	26.606	302.5	

**Fastest Lap:** Marco BEZZECCHI Aprilia Racina ITA **1'29.060** 18.298 25.359 22.630 22.773

These data/results cannot be reproduced, stored and/or transmitted in whole or in part by any manner of electronic, mechanical, photocopying, recording, broadcasting or otherwise now known or herein after developed without the previous express consent by the copyright owner, except for reproduction in daily press and regular printed publications on sale to the public within 60 days of the event related to those data/results and always provided that copyright symbol appears together as follows below.

© DORNA, 2025

Official MotoGP Timing by TISSOT

www.motogp.com

Buriram, Thursday, February 13, 2025

Page 5 of 8



## Day 2 Session 2

## MotoGP

Lap	Lap Time	T1	T2	T3	T4	Speed
12	<b>1'31.892</b>	18.836	26.150	23.335	23.571	332.3
13	1'44.108 P	21.781	28.449	25.151	28.727	295.8
14	1'56.704	17.738	27.821	24.803	24.384	293.4
15	<b>1'32.721</b>	18.995	26.414	23.693	23.619	328.2
16	<b>1'32.121</b>	18.764	26.235	23.434	23.688	330.2
17	<b>1'32.448</b>	18.832	26.287	23.456	23.873	330.2
18	<b>1'32.223</b>	18.850	26.315	23.401	23.657	328.2
19	<b>1'32.519</b>	18.883	26.376	23.455	23.805	328.2
20	1'43.832 P	20.623	28.988	25.262	28.959	275.5
21	1'58.517	17.246	31.746	24.248	24.069	315.7
22	<b>1'31.050</b>	18.587	26.056	23.127	23.280	332.3
23	<b>1'30.432</b>	18.484	25.829	23.004	23.115	332.3
24	<b>1'30.369</b>	18.451	25.786	23.000	23.132	332.3
25	<b>1'30.565</b>	18.490	25.819	23.072	23.184	333.3
26	1'40.162 P	19.300	27.619	23.723	29.520	315.7
27	1'56.537	16.696	27.495	24.027	24.470	291.1
28	<b>1'31.668</b>	18.807	26.065	23.325	23.471	330.2
29	<b>1'31.236</b>	18.479	25.865	23.182	23.710	333.3
30	<b>1'30.866</b>	18.444	25.978	23.012	23.432	333.3
31	1'41.196 P	20.107	28.343	24.529	28.217	294.2
32	1'37.105	16.470	27.577	24.163	23.924	313.0
33	<b>1'30.728</b>	18.535	25.905	23.077	23.211	330.2
34	<b>1'30.089</b>	18.436	25.652	22.877	23.124	330.2
35	<b>1'39.960</b>	18.426	31.086	26.404	24.044	331.2
36	<b>1'30.924</b>	18.576	25.855	23.071	23.422	329.2
37	1'42.160 P	20.937	27.927	24.965	28.331	294.2
38	1'36.727	17.366	27.450	24.199	23.990	307.6
39	<b>1'31.095</b>	18.525	26.016	23.240	23.314	330.2
40	<b>1'30.804</b>	18.447	25.892	23.126	23.339	332.3
41	<b>1'30.822</b>	18.482	25.839	23.098	23.403	331.2
42	1'47.003 P	20.163	28.950	25.567	32.323	283.4

16th	21	Franco MORBIDELLI	Pertamina Enduro VR46	ITA		
Runs=3	Total laps=30	Full laps=24	Valid laps=24			
1	12'19.544	20.152	30.146	25.094	23.999	229.2
2	<b>1'31.635</b>	18.720	26.231	23.337	23.347	330.2
3	<b>1'31.036</b>	18.525	25.998	23.272	23.241	331.2
4	<b>1'30.614</b>	18.489	25.895	23.153	23.077	331.2
5	<b>1'30.504</b>	18.478	25.843	23.037	23.146	332.3
6	<b>1'30.417</b>	18.461	25.861	22.927	23.168	330.2
7	<b>1'30.721</b>	18.521	25.978	22.985	23.237	331.2
8	<b>1'30.693</b>	18.497	25.971	23.059	23.166	330.2
9	<b>1'30.792</b>	18.515	25.975	23.099	23.203	330.2
10	<b>1'30.648</b>	18.507	25.842	23.092	23.207	330.2
11	<b>1'30.527</b>	18.496	25.878	22.967	23.186	331.2
12	<b>1'31.232</b>	18.596	26.120	23.146	23.370	331.2
13	<b>1'31.324</b>	18.602	26.090	23.188	23.444	333.3
14	<b>1'31.916</b>	18.572	26.707	23.214	23.423	333.3
15	<b>1'31.090</b>	18.612	26.015	23.120	23.343	333.3
16	<b>1'31.450</b>	18.593	26.137	23.245	23.475	333.3
17	<b>1'31.499</b>	18.666	26.064	23.294	23.475	333.3
18	<b>1'31.231</b>	18.571	26.094	23.145	23.421	332.3
19	2'01.305 P	25.511	33.281	27.363	35.150	142.1
20	25'10.483	19.291	28.971	25.098	24.316	276.2

Lap	Lap Time	T1	T2	T3	T4	Speed
21	<b>1'32.370</b>	18.950	26.404	23.528	23.488	329.2
22	<b>1'31.711</b>	18.652	26.105	23.475	23.479	331.2
23	<b>1'31.672</b>	18.604	26.004	23.352	23.712	332.3
24	1'46.046 P	18.777	26.037	23.504	37.728	331.2
25	16'12.740	17.115	27.634	24.145	23.636	318.5
26	<b>1'30.925</b>	18.576	25.877	23.247	23.225	328.2
27	<b>1'30.389</b>	18.438	25.799	23.085	23.067	330.2
28	<b>1'30.190</b>	18.419	25.758	23.010	23.003	330.2
29	<b>1'30.226</b>	18.414	25.789	22.966	23.057	331.2
30	2'02.755 P	28.078	34.221	26.376	34.080	132.8

17th	73	Alex MARQUEZ	Gresini Racing MotoGP	SPA		
Runs=1	Total laps=25	Full laps=23	Valid laps=23			
1	11:41'24.285	16.880	28.377	24.259	24.298	262.7
2	<b>1'31.027</b>	18.628	26.031	23.064	23.304	330.2
3	<b>1'30.668</b>	18.459	25.965	22.994	23.250	332.3
4	<b>1'30.203</b>	18.447	25.828	22.820	23.108	332.3
5	<b>1'30.320</b>	18.456	25.891	22.865	23.108	330.2
6	<b>1'30.664</b>	18.489	25.963	22.881	23.331	331.2
7	<b>1'30.636</b>	18.511	25.973	22.912	23.240	331.2
8	<b>1'30.494</b>	18.476	25.880	22.915	23.223	332.3
9	<b>1'30.764</b>	18.527	25.974	22.850	23.413	328.2
10	<b>1'31.049</b>	18.698	26.021	23.071	23.259	328.2
11	<b>1'30.892</b>	18.593	26.051	22.911	23.337	327.2
12	<b>1'31.115</b>	18.667	26.087	23.025	23.336	327.2
13	<b>1'30.985</b>	18.724	26.058	22.870	23.333	328.2
14	<b>1'30.957</b>	18.682	26.088	22.917	23.270	328.2
15	<b>1'31.224</b>	18.646	26.150	22.957	23.471	327.2
16	<b>1'31.260</b>	18.655	26.185	23.021	23.399	328.2
17	<b>1'31.390</b>	18.706	26.160	23.029	23.495	327.2
18	<b>1'31.413</b>	18.625	26.306	23.096	23.386	327.2
19	<b>1'31.452</b>	18.649	26.196	23.125	23.482	327.2
20	<b>1'31.858</b>	18.726	26.287	23.107	23.738	328.2
21	<b>1'31.475</b>	18.743	26.120	23.049	23.563	330.2
22	<b>1'31.527</b>	18.658	26.232	23.049	23.588	329.2
23	<b>1'31.553</b>	18.733	26.189	23.113	23.518	329.2
24	<b>1'31.698</b>	18.717	26.215	23.207	23.559	328.2
25	1'45.027 P	20.934	28.465	24.388	31.240	272.0

18th	37	Pedro ACOSTA	Red Bull KTM Factory R	SPA		
Runs=3	Total laps=37	Full laps=31	Valid laps=31			
1	39'29.087	16.424	28.225	24.770	23.664	305.0
2	<b>1'31.267</b>	18.863	25.968	23.252	23.184	332.3
3	<b>1'31.060</b>	18.708	25.857	23.101	23.394	331.2
4	<b>1'30.930</b>	18.656	26.020	23.111	23.143	331.2
5	<b>1'30.609</b>	18.602	25.822	22.996	23.189	330.2
6	1'42.495 P	18.732	27.387	27.585	28.791	330.2
7	71'32'42.532	16.061	27.495	23.996	23.908	313.9
8	<b>1'32.147</b>	18.848	26.486	23.439	23.374	331.2
9	<b>1'31.020</b>	18.549	25.980	23.085	23.406	331.2
10	<b>1'31.020</b>	18.607	25.947	23.122	23.344	332.3
11	<b>1'30.990</b>	18.565	26.080	23.033	23.312	333.3
12	1'40.439 P	20.011	28.058	24.248	28.122	281.2
13	15'57.330	16.867	28.228	24.985	23.928	305.0
14	<b>1'30.798</b>	18.763	25.819	23.015	23.201	331.2

**Fastest Lap:** Marco BEZZECCHI Aprilia Racina ITA **1'29.060** 18.298 25.359 22.630 22.773

These data/results cannot be reproduced, stored and/or transmitted in whole or in part by any manner of electronic, mechanical, photocopying, recording, broadcasting or otherwise now known or herein after developed without the previous express consent by the copyright owner, except for reproduction in daily press and regular printed publications on sale to the public within 60 days of the event related to those data/results and always provided that copyright symbol appears together as follows below.

© DORNA, 2025

Official MotoGP Timing by TISSOT

www.motogp.com

Buriram, Thursday, February 13, 2025

Page 6 of 8





# Day 2 Session 2

# MotoGP

Lap	Lap Time	T1	T2	T3	T4	Speed
15	1'30.420	18.598	25.800	22.918	23.104	331.2
16	1'30.256	18.512	25.750	22.886	23.108	332.3
17	1'30.471	18.517	25.816	23.067	23.071	332.3
18	1'30.396	18.577	25.771	22.969	23.079	332.3
19	1'30.442	18.561	25.869	22.928	23.084	332.3
20	1'30.436	18.567	25.853	22.949	23.067	332.3
21	1'30.682	18.564	25.870	22.990	23.258	331.2
22	1'30.757	18.589	25.915	23.041	23.212	331.2
23	1'30.864	18.680	25.924	23.005	23.255	331.2
24	1'30.733	18.611	25.876	23.030	23.216	330.2
25	1'30.797	18.609	25.839	23.096	23.253	330.2
26	1'30.829	18.627	25.890	23.107	23.205	330.2
27	1'31.104	18.738	25.890	23.198	23.278	331.2
28	1'30.922	18.686	25.874	23.065	23.297	331.2
29	1'31.328	18.670	26.011	23.125	23.522	331.2
30	1'31.427	18.712	26.065	23.245	23.405	331.2
31	1'31.666	18.784	26.181	23.231	23.470	331.2
32	1'31.774	18.732	26.191	23.365	23.486	330.2
33	1'31.821	18.736	26.137	23.425	23.523	331.2
34	1'32.048	18.864	26.209	23.513	23.462	330.2
35	1'32.382	18.894	26.306	23.531	23.651	331.2
36	1'37.197	18.927	30.659	23.854	23.757	323.3
37	2'05.622	P 19.342	42.567	30.856	32.857	323.3

19th	35	Somkiat CHANTRA	IDEMITSU Honda LCR	THA		
Runs=3	Total laps=31	Full laps=25	Valid laps=25			
1	11:43'08.274	16.558	28.338	24.047	23.877	297.5
2	1'32.058	18.795	26.306	23.468	23.489	325.3
3	1'32.233	18.738	26.464	23.331	23.700	326.2
4	1'40.514	P 18.688	26.510	23.910	31.406	325.3
5	27'51.529	15.856	27.675	23.645	23.562	300.8
6	1'31.132	18.504	26.133	23.188	23.307	328.2
7	1'30.903	18.603	26.083	23.007	23.210	326.2
8	1'30.927	18.550	26.075	22.954	23.348	324.3
9	1'31.224	18.663	26.126	23.050	23.385	324.3
10	1'31.116	18.720	26.030	23.098	23.268	323.3
11	1'32.050	18.714	26.267	23.548	23.521	322.3
12	1'31.918	18.840	26.343	23.277	23.458	323.3
13	1'31.750	18.822	26.221	23.209	23.498	322.3
14	1'31.641	18.800	26.230	23.170	23.441	323.3
15	1'32.133	18.762	26.521	23.378	23.472	324.3
16	1'31.950	18.865	26.210	23.220	23.655	324.3
17	1'31.890	18.833	26.295	23.246	23.516	322.3
18	1'32.831	18.857	26.498	23.414	24.062	322.3
19	1'33.085	19.408	26.343	23.648	23.686	319.5
20	1'32.461	18.937	26.508	23.333	23.683	319.5
21	1'32.246	18.907	26.341	23.370	23.628	321.4
22	1'33.406	19.781	26.487	23.444	23.694	318.5
23	1'32.511	18.859	26.392	23.532	23.728	324.3
24	1'32.996	19.108	26.576	23.594	23.718	321.4
25	1'33.309	19.037	26.643	23.689	23.940	321.4
26	2'05.707	P 26.216	31.722	31.153	36.616	203.7
27	58'51.737	17.356	28.196	24.215	23.880	298.3
28	1'31.002	18.644	26.135	23.108	23.115	327.2

Lap	Lap Time	T1	T2	T3	T4	Speed
29	1'30.764	18.755	25.900	23.017	23.092	326.2
30	1'30.773	18.662	25.833	23.025	23.253	326.2
31	1'53.403	P 21.312	30.059	26.988	35.044	247.1

20th	5	Johann ZARCO	CASTROL Honda LCR	FRA		
Runs=1	Total laps=26	Full laps=24	Valid laps=24			
1	12:15'43.631	15.794	27.426	23.555	23.544	309.4
2	1'30.917	18.692	26.040	23.013	23.172	325.3
3	1'31.035	18.642	26.191	23.050	23.152	324.3
4	1'30.903	18.597	26.103	22.911	23.292	323.3
5	1'31.019	18.665	26.108	22.954	23.292	323.3
6	1'31.383	18.730	26.196	23.102	23.355	322.3
7	1'31.085	18.692	26.175	23.018	23.200	323.3
8	1'31.287	18.651	26.184	23.084	23.368	324.3
9	1'31.264	18.728	26.172	23.102	23.262	323.3
10	1'31.529	18.753	26.149	23.222	23.405	323.3
11	1'33.386	18.812	27.790	23.449	23.335	323.3
12	1'31.447	18.790	26.168	23.106	23.383	329.2
13	1'31.342	18.705	26.181	22.964	23.492	326.2
14	1'31.373	18.724	26.225	23.035	23.389	324.3
15	1'31.802	18.853	26.277	23.170	23.502	323.3
16	1'31.785	18.809	26.173	23.126	23.677	322.3
17	1'31.744	18.837	26.281	23.179	23.447	321.4
18	1'31.951	18.814	26.296	23.242	23.599	325.3
19	1'31.634	18.852	26.163	23.160	23.459	323.3
20	1'32.029	18.825	26.300	23.271	23.633	322.3
21	1'32.481	18.822	26.383	23.651	23.625	321.4
22	1'31.904	18.828	26.264	23.305	23.507	322.3
23	1'31.907	18.810	26.259	23.266	23.572	323.3
24	1'31.994	18.757	26.206	23.313	23.718	323.3
25	1'32.031	18.814	26.187	23.325	23.705	322.3
26	2'02.162	P 27.119	33.932	26.019	35.092	258.9

21st	32	Lorenzo SAVADORI	Aprilia Racing	ITA		
Runs=5	Total laps=28	Full laps=18	Valid laps=18			
1	12:07'53.186	15.735	28.546	25.088	24.643	292.6
2	1'41.903	19.134	32.305	26.754	23.710	331.2
3	1'31.539	18.746	26.095	23.337	23.361	333.3
4	1'32.329	18.739	26.366	23.406	23.818	334.3
5	1'31.885	18.709	26.269	23.405	23.502	333.3
6	1'40.682	P 19.458	27.744	24.567	28.913	306.8
7	12'43.537	16.583	28.748	31.034	29.698	295.0
8	1'33.174	18.860	26.750	23.636	23.928	333.3
9	1'32.108	18.726	26.333	23.508	23.541	334.3
10	1'33.929	19.204	26.933	23.961	23.831	325.3
11	1'34.807	18.797	27.461	24.362	24.187	331.2
12	1'48.856	P 19.691	34.223	25.211	29.731	326.2
13	33'17.327	17.774	32.789	26.730	23.965	290.3
14	1'38.525	18.882	26.649	23.668	29.326	331.2
15	1'32.492	18.895	26.476	23.543	23.578	334.3
16	1'32.722	18.954	26.513	23.576	23.679	329.2
17	1'32.770	18.846	26.551	23.633	23.740	331.2
18	1'46.953	P 21.903	29.093	25.995	29.962	310.3
19	15'34.984	20.432	28.487	24.369	24.206	284.9
20	1'34.331	19.446	27.132	23.848	23.905	326.2

**Fastest Lap:** Marco BEZZECCHI Aprilia Racina ITA 1'29.060 18.298 25.359 22.630 22.773

These data/results cannot be reproduced, stored and/or transmitted in whole or in part by any manner of electronic, mechanical, photocopying, recording, broadcasting or otherwise now known or herein after developed without the previous express consent by the copyright owner, except for reproduction in daily press and regular printed publications on sale to the public within 60 days of the event related to those data/results and always provided that copyright symbol appears together as follows below.

© DORNA, 2025

Official MotoGP Timing by TISSOT

www.motogp.com

Buriram, Thursday, February 13, 2025

Page 7 of 8



## Day 2 Session 2

MotoGP

Lap	Lap Time	T1	T2	T3	T4	Speed	Lap	Lap Time	T1	T2	T3	T4	Speed
21	<b>1'33.256</b>	18.932	26.562	23.673	24.089	330.2							
22	<b>1'32.949</b>	18.984	26.508	23.602	23.855	330.2							
23	<b>1'32.957</b>	18.914	26.626	23.560	23.857	331.2							
24	1'54.601	P 22.126	30.621	32.607	29.247	310.3							
25	18'04.084	25.945	29.502	23.793	23.702	289.5							
26	<b>1'32.765</b>	18.614	26.674	24.017	23.460	336.4							
27	<b>1'31.207</b>	18.623	26.017	23.130	23.437	334.3							
28	1'49.979	P 25.621	28.139	25.909	30.310	246.0							

<b>Fastest Lap:</b>	Marco BEZZECCHI	Aprilia Racina	ITA	<b>1'29.060</b>	18.298	25.359	22.630	22.773
---------------------	-----------------	----------------	-----	-----------------	--------	--------	--------	--------

These data/results cannot be reproduced, stored and/or transmitted in whole or in part by any manner of electronic, mechanical, photocopying, recording, broadcasting or otherwise now known or herein after developed without the previous express consent by the copyright owner, except for reproduction in daily press and regular printed publications on sale to the public within 60 days of the event related to those data/results and always provided that copyright symbol appears together as follows below.

© DORNA, 2025

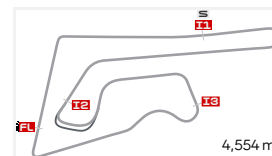
Official MotoGP Timing by  TISSOT

www.motogp.com

Buriram, Thursday, February 13, 2025

Page 8 of 8





Chang International Circuit

# COMBINED PRACTICE TIMES

## THAILAND MOTOGP OFFICIAL TEST

### DAY 2 SESSION 2

#	Rider	Nation	Team	Motorcycle	FP1	FP2	FP3	FP4	Gap
1	93	<b>M.MARQUEZ</b>	SPA Ducati Lenovo Team	DUCATI	1'29.911 29	1'29.184 46	<b>1'28.855</b> 28	1'29.496 29	
2	73	<b>A.MARQUEZ</b>	SPA Gresini Racing MotoGP	DUCATI	1'29.649 29	1'30.011 17	<b>1'29.034</b> 19	1'30.203 4	0.179 0.179
3	72	<b>M.BEZZECCHI</b>	ITA Aprilia Racing	APRILIA	1'30.185 27	1'29.794 5	1'29.244 11	<b>1'29.060</b> 30	0.205 0.026
4	37	<b>P.ACOSTA</b>	SPA Red Bull KTM Factory R	KTM	1'29.904 25	1'29.936 29	<b>1'29.133</b> 18	1'30.256 16	0.278 0.073
5	63	<b>F.BAGNAIA</b>	ITA Ducati Lenovo Team	DUCATI	1'30.351 32	1'30.028 21	<b>1'29.378</b> 30	1'29.429 33	0.523 0.245
6	36	<b>J.MIR</b>	SPA Honda HRC Castrol	HONDA	1'30.792 36	1'30.067 20	1'29.730 13	<b>1'29.399</b> 29	0.544 0.021
7	21	<b>F.MORBIDELLI</b>	ITA Pertamina Enduro VR46	DUCATI	1'30.288 31	1'29.683 23	<b>1'29.454</b> 12	1'30.190 28	0.599 0.055
8	20	<b>F.QUARTARARO</b>	FRA Monster Energy Yamaha	YAMAHA	1'30.654 25	1'30.233 23	1'29.818 13	<b>1'29.586</b> 25	0.731 0.132
9	12	<b>M.VIÑALES</b>	SPA Red Bull KTM Tech3	KTM	1'31.113 21	1'30.827 25	1'30.258 11	<b>1'29.606</b> 33	0.751 0.020
10	43	<b>J.MILLER</b>	AUS Prima Pramac Yamaha	YAMAHA	1'30.605 36	1'30.047 29	1'29.830 11	<b>1'29.617</b> 32	0.762 0.011
11	79	<b>A.OGURA</b>	JPN Trackhouse MotoGP Te	APRILIA	1'30.453 50	1'30.821 15	<b>1'29.636</b> 17	1'29.741 25	0.781 0.019
12	33	<b>B.BINDER</b>	RSA Red Bull KTM Factory R	KTM	1'30.376 29	1'30.041 30	<b>1'29.732</b> 18	1'29.759 38	0.877 0.096
13	25	<b>R.FERNANDEZ</b>	SPA Trackhouse MotoGP Te	APRILIA	1'30.975 32	1'31.063 32	1'30.013 15	<b>1'29.732</b> 29	0.877
14	10	<b>L.MARINI</b>	ITA Honda HRC Castrol	HONDA	1'29.928 31	1'30.245 13	1'29.884 13	<b>1'29.783</b> 38	0.928 0.051
15	23	<b>E.BASTIANINI</b>	ITA Red Bull KTM Tech3	KTM	1'31.247 22	1'30.461 29	1'30.516 12	<b>1'29.837</b> 26	0.982 0.054
16	5	<b>J.ZARCO</b>	FRA CASTROL Honda LCR	HONDA	1'30.723 35	1'29.961 39	<b>1'29.882</b> 16	1'30.903 4	1.027 0.045
17	42	<b>A.RINS</b>	SPA Monster Energy Yamaha	YAMAHA	1'30.861 29	1'30.206 27	1'30.218 17	<b>1'30.062</b> 18	1.207 0.180
18	54	<b>F.ALDEGUER</b>	SPA Gresini Racing MotoGP	DUCATI	1'30.948 30	1'30.373 23	1'30.597 22	<b>1'30.085</b> 24	1.230 0.023
19	88	<b>M.OLIVEIRA</b>	POR Prima Pramac Yamaha	YAMAHA	1'30.892 31	1'30.738 34	1'30.565 14	<b>1'30.089</b> 34	1.234 0.004
20	35	<b>S.CHANTRA</b>	THA IDEMITSU Honda LCR	HONDA	1'31.622 25	1'31.208 17	<b>1'30.465</b> 23	1'30.764 29	1.610 0.376
21	32	<b>L.SAVADORI</b>	ITA Aprilia Racing	APRILIA	1'31.879 26	1'31.730 22	1'31.527 22	<b>1'31.207</b> 27	2.352 0.742

<b>Pole Position Record:</b>	2024	<b>Francesco BAGNAIA</b>	<b>1'28.700</b>	184.8 Km/h
<b>Best Race Lap:</b>	2023	<b>Marco BEZZECCHI</b>	<b>1'30.896</b>	180.3 Km/h
<b>All-Time Lap Record:</b>	2024	<b>Francesco BAGNAIA</b>	<b>1'28.700</b>	184.8 Km/h

The results are provisional until the end of the limit for protest and appeals.

Time limit for protest expires 60' after publication of the results - ..... Time: .....

These data/results cannot be reproduced, stored and/or transmitted in whole or in part by any manner of electronic, mechanical, photocopying, recording, broadcasting or otherwise now known or herein after developed without the previous express consent by the copyright owner, except for reproduction in daily press and regular printed publications on sale to the public within 60 days of the event related to those data/results and always provided that copyright symbol appears together as follows below.

© DORNA, 2025

Official MotoGP Timing by

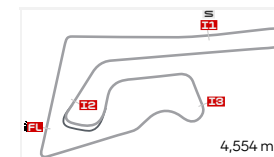
www.motogp.com

Buriram, Thursday, February 13, 2025

# BEST PARTIAL TIMES

## THAILAND MOTOGP OFFICIAL TEST

### DAY 2 SESSION 2



Chang International Circuit

*IT* Ideal Lap Time, sum of the best partial times

*BT* Best Lap Time

Pos	<i>T1</i>		<i>T2</i>		<i>T3</i>		<i>T4</i>		Pos	<i>IT</i>		<i>BT</i>	
	Rider	Time	Rider	Time	Rider	Time	Rider	Time		Rider	Time		
1	M.BEZZECCHI	18.298	M.BEZZECCHI	25.359	R.FERNANDEZ	22.616	M.BEZZECCHI	22.773	1	M.BEZZECCHI	1'29.057	1'29.060	(1)
2	<b>F.BAGNAIA</b>	<b>18.320</b>	<b>F.BAGNAIA</b>	<b>25.387</b>	<b>M.BEZZECCHI</b>	<b>22.627</b>	<b>J.MIR</b>	<b>22.829</b>	2	F.BAGNAIA	1'29.234	1'29.429	(3)
3	M.VIÑALES	18.339	J.MIR	25.412	F.BAGNAIA	22.673	F.BAGNAIA	22.854	3	J.MIR	1'29.309	1'29.399	(2)
4	<b>M.MARQUEZ</b>	<b>18.343</b>	<b>A.OGURA</b>	<b>25.427</b>	<b>J.MIR</b>	<b>22.683</b>	<b>M.MARQUEZ</b>	<b>22.889</b>	4	M.MARQUEZ	1'29.407	1'29.496	(4)
5	E.BASTIANINI	18.356	F.QUARTARARO	25.485	M.MARQUEZ	22.686	J.MILLER	22.894	5	F.QUARTARARO	1'29.528	1'29.586	(5)
6	<b>B.BINDER</b>	<b>18.383</b>	<b>M.MARQUEZ</b>	<b>25.489</b>	<b>F.QUARTARARO</b>	<b>22.710</b>	<b>L.MARINI</b>	<b>22.904</b>	6	M.VIÑALES	1'29.530	1'29.606	(6)
7	J.MIR	18.385	J.MILLER	25.499	L.MARINI	22.731	M.VIÑALES	22.910	7	J.MILLER	1'29.578	1'29.617	(7)
8	<b>F.QUARTARARO</b>	<b>18.388</b>	<b>A.RINS</b>	<b>25.512</b>	<b>M.VIÑALES</b>	<b>22.731</b>	<b>B.BINDER</b>	<b>22.923</b>	8	A.OGURA	1'29.598	1'29.741	(9)
9	F.MORBIDELLI	18.414	M.VIÑALES	25.550	J.MILLER	22.744	F.QUARTARARO	22.945	9	R.FERNANDEZ	1'29.607	1'29.732	(8)
10	<b>M.OLIVEIRA</b>	<b>18.426</b>	<b>B.BINDER</b>	<b>25.555</b>	<b>A.OGURA</b>	<b>22.747</b>	<b>A.OGURA</b>	<b>22.945</b>	10	B.BINDER	1'29.690	1'29.759	(10)
11	J.MILLER	18.441	L.MARINI	25.573	E.BASTIANINI	22.779	R.FERNANDEZ	22.948	11	L.MARINI	1'29.692	1'29.783	(11)
12	<b>A.MARQUEZ</b>	<b>18.447</b>	<b>E.BASTIANINI</b>	<b>25.588</b>	<b>F.ALDEGUER</b>	<b>22.797</b>	<b>F.MORBIDELLI</b>	<b>23.003</b>	12	E.BASTIANINI	1'29.772	1'29.837	(12)
13	R.FERNANDEZ	18.448	R.FERNANDEZ	25.595	A.MARQUEZ	22.820	A.RINS	23.043	13	A.RINS	1'29.944	1'30.062	(13)
14	<b>A.RINS</b>	<b>18.470</b>	<b>M.OLIVEIRA</b>	<b>25.652</b>	<b>B.BINDER</b>	<b>22.829</b>	<b>E.BASTIANINI</b>	<b>23.049</b>	14	F.ALDEGUER	1'30.036	1'30.085	(14)
15	A.OGURA	18.479	F.ALDEGUER	25.691	M.OLIVEIRA	22.877	F.ALDEGUER	23.062	15	M.OLIVEIRA	1'30.070	1'30.089	(15)
16	<b>L.MARINI</b>	<b>18.484</b>	<b>P.ACOSTA</b>	<b>25.750</b>	<b>P.ACOSTA</b>	<b>22.886</b>	<b>P.ACOSTA</b>	<b>23.067</b>	16	F.MORBIDELLI	1'30.102	1'30.190	(16)
17	F.ALDEGUER	18.486	F.MORBIDELLI	25.758	J.ZARCO	22.911	S.CHANTRA	23.092	17	A.MARQUEZ	1'30.203	1'30.203	(17)
18	<b>S.CHANTRA</b>	<b>18.504</b>	<b>A.MARQUEZ</b>	<b>25.828</b>	<b>A.RINS</b>	<b>22.919</b>	<b>A.MARQUEZ</b>	<b>23.108</b>	18	P.ACOSTA	1'30.215	1'30.256	(18)
19	P.ACOSTA	18.512	S.CHANTRA	25.833	F.MORBIDELLI	22.927	M.OLIVEIRA	23.115	19	S.CHANTRA	1'30.383	1'30.764	(19)
20	<b>J.ZARCO</b>	<b>18.597</b>	<b>L.SAVADORI</b>	<b>26.017</b>	<b>S.CHANTRA</b>	<b>22.954</b>	<b>J.ZARCO</b>	<b>23.152</b>	20	J.ZARCO	1'30.700	1'30.903	(20)
21	L.SAVADORI	18.614	J.ZARCO	26.040	L.SAVADORI	23.130	L.SAVADORI	23.361	21	L.SAVADORI	1'31.122	1'31.207	(21)


These data/results cannot be reproduced, stored and/or transmitted in whole or in part by any manner of electronic, mechanical, photocopying, recording, broadcasting or otherwise now known or herein after developed without the previous express consent by the copyright owner, except for reproduction in daily press and regular printed publications on sale to the public within 60 days of the event related to those data/results and always provided that copyright symbol appears together as follows below.

© DORNA, 2025

# FASTEST LAPS SEQUENCE

## THAILAND MOTOGP OFFICIAL TEST

### DAY 2 SESSION 2



Chang International Circuit

Practice Time	#	Rider	Nation	Motorcycle	Time	Km/h	Rider's Lap
<b>41'00.354</b>	37	<b>Pedro ACOSTA</b>	SPA	KTM	<b>1'31.267</b>	179.6	2
<b>42'31.414</b>	37	<b>Pedro ACOSTA</b>	SPA	KTM	<b>1'31.060</b>	180.0	3
<b>44'02.344</b>	37	<b>Pedro ACOSTA</b>	SPA	KTM	<b>1'30.930</b>	180.2	4
<b>45'32.953</b>	37	<b>Pedro ACOSTA</b>	SPA	KTM	<b>1'30.609</b>	180.9	5
<b>1:43'24.457</b>	72	<b>Marco BEZZECCHI</b>	ITA	APRILIA	<b>1'30.095</b>	181.9	2
<b>1:44'54.089</b>	72	<b>Marco BEZZECCHI</b>	ITA	APRILIA	<b>1'29.632</b>	182.9	3
<b>3:29'29.791</b>	93	<b>Marc MARQUEZ</b>	SPA	DUCATI	<b>1'29.496</b>	183.1	29
<b>4:04'24.024</b>	63	<b>Francesco BAGNAIA</b>	ITA	DUCATI	<b>1'29.445</b>	183.2	32
<b>4:05'53.453</b>	63	<b>Francesco BAGNAIA</b>	ITA	DUCATI	<b>1'29.429</b>	183.3	33
<b>4:11'07.037</b>	36	<b>Joan MIR</b>	SPA	HONDA	<b>1'29.399</b>	183.3	29
<b>4:13'19.890</b>	72	<b>Marco BEZZECCHI</b>	ITA	APRILIA	<b>1'29.060</b>	184.0	30

These data/results cannot be reproduced, stored and/or transmitted in whole or in part by any manner of electronic, mechanical, photocopying, recording, broadcasting or otherwise now known or herein after developed without the previous express consent by the copyright owner, except for reproduction in daily press and regular printed publications on sale to the public within 60 days of the event related to those data/results and always provided that copyright symbol appears together as follows below.

© DORNA, 2025

Official MotoGP Timing by [www.motogp.com](http://www.motogp.com)

Buriram, Thursday, February 13, 2025